



 **Employees' Retirement System of Rhode Island**

**Cost Proposal (RFP # 2011-001) for
Pension Administration System Modernization**

Federal Tax ID Number: 52-1883918

Dun and Bradstreet No.: 20-787-0056

Closing date and time for submission of proposals:

September 9, 2011, 4:00 PM (EDT)

**Name, title, address, voice, and fax telephone numbers of
organization submitting proposal:**

René Beaudoin

Executive Vice President, U.S. Business Leader and CIO

Morneau Shepell

Seven Parkway Center

875 Greentree Road, Suite 500

Pittsburgh, PA 15220

Phone: 412.919.4800

Fax: 412.922.6619

Signature _____

**MORNEAU
SHEPELL**

1.2.1

Cost Associated with Mandatory Requirements

EXHIBIT 1 - INITIAL TEN YEAR PERIOD

| | Cost per Year | Lifetime Projection | | |
|----|---|---------------------|------------|---------------|
| | | Cost/year | # of years | Lifetime Cost |
| A1 | Cost per year for Mandatory Requirements without Health Insurance Enrollment and Administration \$ 1,873,134 | \$ 1,873,134 | 10 | \$ 18,731,337 |
| A2 | Cost per year for Mandatory Requirements with Health Insurance Enrollment and Administration \$ 2,240,372 | \$ 2,240,372 | 10 | \$ 22,403,717 |

EXHIBIT 2 - FIVE TWO-YEAR OPTIONS

| | | | | |
|----|--|--------------|---|--------------|
| A3 | Cost per year for first two-year option, for mandatory requirements without Health Insurance Enrollment and Administration \$ 1,141,779 | \$ 1,141,779 | 2 | \$ 2,283,558 |
| A4 | Cost per year for first two-year option, for mandatory requirements with Health Insurance Enrollment and Administration \$ 1,485,526 | \$ 1,485,526 | 2 | \$ 2,971,052 |

| | | | | | |
|----|---|--------------|--------------|---|--------------|
| A5 | Cost per year for second two-year option, for mandatory requirements without Health Insurance Enrollment and Administration | \$ 1,225,065 | \$ 1,225,065 | 2 | \$ 2,450,130 |
| A6 | Cost per year for second two-year option, for mandatory requirements with Health Insurance Enrollment and Administration | \$ 1,589,746 | \$ 1,589,746 | 2 | \$ 3,179,493 |
| A7 | Cost per year for third two-year option, for mandatory requirements without Health Insurance Enrollment and Administration | \$ 1,314,546 | \$ 1,314,546 | 2 | \$ 2,629,092 |
| A8 | Cost per year for third two-year option, for mandatory requirements with Health Insurance Enrollment and Administration | \$ 1,701,436 | \$ 1,701,436 | 2 | \$ 3,402,872 |

| | | | | | |
|-----|---|--------------|--------------|---|--------------|
| A9 | Cost per year for fourth two-year option, for mandatory requirements without Health Insurance Enrollment and Administration | \$ 1,410,690 | \$ 1,410,690 | 2 | \$ 2,821,380 |
| A10 | Cost per year for fourth two-year option, for mandatory requirements with Health Insurance Enrollment and Administration | \$ 1,821,142 | \$ 1,821,142 | 2 | \$ 3,642,283 |
| A11 | Cost per year for fifth two-year option, for mandatory requirements without Health Insurance Enrollment and Administration | \$ 1,514,002 | \$ 1,514,002 | 2 | \$ 3,028,003 |
| A12 | Cost per year for fifth two-year option, for mandatory requirements with Health Insurance Enrollment and Administration | \$ 1,949,450 | \$ 1,949,450 | 2 | \$ 3,898,900 |

1.2.2

Cost Associated with Optional Requirements

1.2.2.1 *Post-Implementation on-site support*

EXHIBIT 3 - COST FOR DUAL MONITORS

B1 Cost for dual monitors 

EXHIBIT 4 - INITIAL TEN YEAR PERIOD




| | Cost per Year | Lifetime Projection | | |
|--|---|---------------------|------------|---------------|
| | | Cost/year | # of years | Lifetime Cost |
| B2 Cost per year for Post-Implementation On-Site Support |  | \$ - | 10 | \$ - |
| B3 Cost per year for Post-Implementation On-Site Support with Systems Admin. |  | \$ - | 10 | \$ - |

EXHIBIT 5 - FIVE TWO-YEAR OPTIONS

| | | | | |
|---|--|------|---|------|
| B4 Cost per year for first two-year option, for Post-Implementation On-Site Support |  | \$ - | 2 | \$ - |
|---|--|------|---|------|

| | | | | | | | |
|----|---|--|----|---|---|----|---|
| B5 | Cost per year for first two-year option, for Post-Implementation On-Site Support with Systems Admin. | | \$ | - | 2 | \$ | - |
| B6 | Cost per year for second two-year option, for Post-Implementation On-Site Support | | \$ | - | 2 | \$ | - |
| B7 | Cost per year for second two-year option, for Post-Implementation On-Site Support with Systems Admin. | | \$ | - | 2 | \$ | - |
| B8 | Cost per year for third two-year option, for Post-Implementation On-Site Support | | \$ | - | 2 | \$ | - |

B9 Cost per year for third two-year option, for Post-Implementation On-Site Support with Systems Admin.  \$ - 2 \$ -

B10 Cost per year for fourth two-year option, for Post-Implementation On-Site Support  \$ - 2 \$ -

B11 Cost per year for fourth two-year option, for Post-Implementation On-Site Support with Systems Admin.  \$ - 2 \$ -

B12 Cost per year for fifth two-year option, for Post-Implementation On-Site Support  \$ - 2 \$ -

B13 Cost per year for fifth two-year option, for Post-Implementation On-Site Support with Systems Admin.



\$ - 2 \$ -

1.2.2.2 *Bulk Printing*

EXHIBIT 6 - BULK PRINTING

| Item | Assumed Count | Cost | |
|--|------------------|------------|----------------|
| | | Print Only | Print and Mail |
| C1 1099's (Includes generation) | 24,000 | \$ 63,840 | \$ 75,600 |
| C2 Benefit Statement (includes generation) | 35,000 | not quoted | not quoted |
| C3 One-page document | 1,000 | not quoted | not quoted |
| C4 One-page document | 10,000 | not quoted | not quoted |
| C5 One-page document | 30,000 | not quoted | not quoted |
| C6 One-page document | 60,000 | not quoted | not quoted |
| C7 Six page document (3 sheets, 2-sided) | 1,000 | not quoted | not quoted |
| C8 Six page document (3 sheets, 2-sided) | 10,000 | not quoted | not quoted |
| C9 Six page document (3 sheets, 2-sided) | 30,000 | not quoted | not quoted |
| C10 Six page document (3 sheets, 2-sided) | 60,000 | not quoted | not quoted |

1.2.2.3 *Printing of Checks*

EXHIBIT 7 - PRINTING OF CHECKS

| Item | Assumed Count | Cost | |
|----------|------------------|------------|----------------|
| | | Print Only | Print and Mail |
| D1 Check | 1 | \$ - | 0.49 cents |
| D2 Check | 1,000 | \$ - | 0.49 cents |
| D3 Check | 10,000 | \$ - | 0.49 cents |

1.2.2.4 *Defined Contribution Processing*

Offeror should provide metrics for this option in whatever form it deems appropriate

Morneau Shepell did not quote on this option.

1.2.2.5 *Imaging Options*

| EXHIBIT 8 - INITIAL TEN YEAR PERIOD | | | | | | |
|-------------------------------------|--|------|---------------------|------------|---------------|--|
| Cost per Year | | | Lifetime Projection | | | |
| | | | Cost/year | # of years | Lifetime Cost | |
| E1 | Savings per year for imaging option 1 (this should be a negative number) | \$ - | \$ - | 10 | \$ - | |
| E2 | Savings per year for imaging option 2 (this should be a negative number) | \$ - | \$ - | 10 | \$ - | |
| E3 | Savings per year for imaging option 3 (this should be a negative number) | \$ - | \$ - | 10 | \$ - | |
| EXHIBIT 9 - FIVE TWO-YEAR OPTIONS | | | | | | |
| E4 | Savings per year for imaging option 1 - First two year option (this should be a negative number) | \$ - | \$ - | 2 | \$ - | |
| E5 | Savings per year for imaging option 2 - First two year option (this should be a negative number) | \$ - | \$ - | 2 | \$ - | |

| | | | | | |
|-----|---|------|------|---|------|
| E6 | Savings per year for imaging option 3 - First two year option (this should be a negative number) | \$ - | \$ - | 2 | \$ - |
| E7 | Savings per year for imaging option 1 - Second two year option (this should be a negative number) | \$ - | \$ - | 2 | \$ - |
| E8 | Savings per year for imaging option 2 - Second two year option (this should be a negative number) | \$ - | \$ - | 2 | \$ - |
| E9 | Savings per year for imaging option 3 - Second two year option (this should be a negative number) | \$ - | \$ - | 2 | \$ - |
| E10 | Savings per year for imaging option 1 - Third two year option (this should be a negative number) | \$ - | \$ - | 2 | \$ - |

| | | | | | |
|-----|---|------|------|---|------|
| E11 | Savings per year for imaging option 2 - Third two year option (this should be a negative number) | \$ - | \$ - | 2 | \$ - |
| E12 | Savings per year for imaging option 3 - Third two year option (this should be a negative number) | \$ - | \$ - | 2 | \$ - |
| | | | | | |
| E13 | Savings per year for imaging option 1 - Fourth two year option (this should be a negative number) | \$ - | \$ - | 2 | \$ - |
| E14 | Savings per year for imaging option 2 - Fourth two year option (this should be a negative number) | \$ - | \$ - | 2 | \$ - |
| E15 | Savings per year for imaging option 3 - Fourth two year option (this should be a negative number) | \$ - | \$ - | 2 | \$ - |
| | | | | | |

| | | | | | |
|-----|--|------|------|---|------|
| E16 | Savings per year for imaging option 1 - Fifth two year option (this should be a negative number) | \$ - | \$ - | 2 | \$ - |
| E17 | Savings per year for imaging option 2 - Fifth two year option (this should be a negative number) | \$ - | \$ - | 2 | \$ - |
| E18 | Savings per year for imaging option 3 - Fifth two year option (this should be a negative number) | \$ - | \$ - | 2 | \$ - |

1.2.2.6 Disability Process Management

| EXHIBIT 10 - INITIAL TEN YEAR PERIOD | | | | | |
|--------------------------------------|--|-----------|---------------------|------------|---------------|
| Cost per Year | | | Lifetime Projection | | |
| | | | Cost/year | # of years | Lifetime Cost |
| F1 | Cost per year of Disability Process Management | \$ 11,800 | \$ 11,800 | 10 | \$ 118,000 |
| EXHIBIT 11 - FIVE TWO-YEAR OPTIONS | | | | | |
| F2 | Cost per year of Disability Process Management - First two year option | \$ 14,050 | \$ 14,050 | 2 | \$ 28,100 |
| F3 | Cost per year of Disability Process Management - Second two year option | \$ 14,906 | \$ 14,906 | 2 | \$ 29,811 |
| F4 | Cost per year of Disability Process Management - Third two year option | \$ 15,813 | \$ 15,813 | 2 | \$ 31,627 |
| F5 | Cost per year of Disability Process Managementt - Fourth two year option | \$ 16,776 | \$ 16,776 | 2 | \$ 33,553 |

| | | | | | |
|----|--|-----------|-----------|---|-----------|
| F6 | Cost per year of Disability Process Management - Fifth two year option | \$ 17,798 | \$ 17,798 | 2 | \$ 35,596 |
|----|--|-----------|-----------|---|-----------|

1.2.2.7 System Administration

| EXHIBIT 12 - INITIAL TEN YEAR PERIOD | | | | | |
|--------------------------------------|---|--|---------------------|------------|---------------|
| Cost per Year | | | Lifetime Projection | | |
| | | | Cost/year | # of years | Lifetime Cost |
| G1 | Cost per year of Ssystem Administration | | \$ - | 10 | \$ - |
| EXHIBIT 13 - FIVE TWO-YEAR OPTIONS | | | | | |
| G2 | Cost per year of System Administration - First two year option | | \$ - | 2 | \$ - |
| G3 | Cost per year of System Administration - Second two year option | | \$ - | 2 | \$ - |
| G4 | Cost per year of System Administration - Third two year option | | \$ - | 2 | \$ - |
| G5 | Cost per year of System Administration - Fourth two year option | | \$ - | 2 | \$ - |

| | | | | | | |
|----|--|--|------|---|------|--|
| | | | | | | |
| G6 | Cost per year of System Administration - Fifth two year option | | \$ - | 2 | \$ - | |

Morneau Shepell is an industry leader in helping organizations deliver their human resource programs. For more nearly five decades, we have teamed up with North American companies to help them conceive and implement effective business solutions. The size and diversity of our client base gives our consultants a unique, forward-looking perspective on all pension, benefits, workplace health and productivity issues.



| | | | |
|--------------------------------|------------------------------------|--------------------------------|-----------------------------------|
| <u>CALGARY</u> 403.246.5228 | <u>FREDERICTON</u> 506.458.9081 | <u>HALIFAX</u> 902.429.8013 | <u>KITCHENER</u> 519.568.6935 |
| <u>LONDON</u> 519.438.0193 | <u>MONTRÉAL</u> 514.878.9090 | <u>OTTAWA</u> 613.238.4272 | <u>PITTSBURGH</u> 412.687.3236 |
| <u>QUÉBEC</u> 418.529.4536 | <u>ST. JOHN'S</u> 709.753.4500 | <u>TORONTO</u> 416.445.2700 | <u>VANCOUVER</u> 604.642.5200 |



WWW.MORNEAUSHEPELL.COM

MORNEAU
SHEPELL