

*Utilities and Carriers of Rhode Island*, 824 A.2d 1282, 1286 (R.I. 2003)). “Legally competent evidence” is defined as “such relevant evidence that a reasonable mind might accept as adequate to support a conclusion, and means an amount more than a scintilla but less than a preponderance.” *Rhode Island Temps, Inc. v. Department of Labor & Training, Board of Review*, 749 A.2d 1121, 1125 (R.I. 2000) (quoting *Center for Behavioral Health, Rhode Island, Inc.*, 710 A.2d at 684) (internal quotation omitted). “[I]f ‘competent evidence exists in the record, the Superior Court is required to uphold the agency’s conclusions.’” *Auto Body Association of Rhode Island v. State Department of Business Regulation*, 996 A.2d 91, 95 (R.I. 2010) (quoting *Rhode Island Public Telecommunications Authority v. Rhode Island State Labor Relations Board*, 650 A.2d 479, 485 (R.I. 1994)). Therefore, this Court will “reverse factual conclusions of administrative agencies only when they are totally devoid of competent evidentiary support in the record.” *Kachanis v. Board of Review, Department of Employment & Training*, 638 A.2d 553, 556 (R.I. 1994) (quoting *Milardo v. Coastal Resources Management Council of Rhode Island*, 434 A.2d 266, 272 (R.I. 1981)).

An agency’s interpretations of law, on the other hand, “are not binding on the reviewing court.” *Pawtucket Transfer Operations, LLC v. City of Pawtucket*, 944 A.2d 855, 859 (R.I. 2008). This Court reviews an agency’s determinations of law *de novo* “to determine what the law is and its applicability to the facts.” *Id.* The agency’s construction of a statute “will not be considered controlling by reviewing courts if the construction is clearly erroneous or unauthorized.” *See Flather v. Norberg*, 119 R.I. 276, 283 n.3, 377 A.2d 225, 229 (1977). If the statute in question is ambiguous, the Court will give deference to an agency’s reasonable construction where the agency has been entrusted with its administration and enforcement. *Labor Ready Northeast, Inc. v. McConaghy*, 849 A.2d 340, 345-46 (R.I. 2004). If, however, the statute is not susceptible to

different reasonable meanings, no deference will be given to the agency's construction. *See Unistrut Corp. v. State Department of Labor and Training*, 922 A.2d 93, 101 (R.I. 2007).

### III

#### Analysis

Section 16-16-16 of the Rhode Island General Laws sets forth the requirements for granting a teacher an accidental disability retirement. That statute provides, in pertinent part:

“(a) Medical examination of an active teacher for accidental disability, and investigation of all statements and certificates by him or her or in his or her behalf in connection with the accidental disability, shall be made upon the application of . . . the teacher . . . stating that **the teacher is physically or mentally incapacitated for the performance of service as a natural and proximate result of an accident, while in the performance of duty**, and certify the definite time, place, and conditions of the duty performed by the teacher resulting in the alleged disability, and that the alleged disability is not the result of willful negligence or misconduct on the part of the teacher, and is not the result of age or length of service, and that the teacher should, therefore, be retired.

“(b) The application shall be made within five (5) years of the alleged accident from which the injury has resulted in the teacher's present disability, and shall be accompanied by an accident report and a physician's report certifying to the disability; . . .

“(c) If a medical examination conducted by three (3) physicians engaged by the retirement board, and any investigation that the retirement board may desire to make, shall show that the teacher is physically or mentally incapacitated for the performance of service as a natural and proximate result of an accident, while in the performance of duty, and that the disability is not the result of willful negligence or misconduct on the part of the teacher, and is not the result of age or length of service, and that the teacher has not attained the age of sixty-five (65) years, and that the teacher should be retired, the physicians who conducted the examination shall so certify to the retirement board stating the time, place, and conditions of service performed by the teacher resulting in the disability, and the retirement board may grant the teacher an accidental disability benefit.” Section 16-16-16 (emphasis added).

Section 16-16-16(d) authorized ERSRI to establish eligibility requirements, standards, and criteria for accidental disability benefits. Pursuant to that authority, ERSRI established the regulatory standards applicable to accidental disability requirements under § 16-16-16. *See* R.I. Admin. Code 29-1-4:9-4 (2013) which provides, in pertinent part:

“1. Upon review of the reports of the medical examinations of the physicians engaged by the Retirement Board, the Retirement Board may grant the member an . . . Accidental Disability Pension.

. . .

“3. For a . . . teacher . . . to receive an Accidental Disability Pension, the Retirement Board must make a determination that the applicant has reached maximum medical improvement, **and is physically or mentally incapacitated for the performance of service as a natural and proximate result of an accident sustained while in the performance of duty**, that the disability is not the result of willful negligence or misconduct of the member, and is not the result of age or length of service, and that the member has not yet attained the age of 65. The applicant **must certify to the Retirement Board the definite time, place, and conditions of the duty performed by the member and the incident resulting in the alleged disability for the member to be eligible for an accidental disability pension.**” R.I. Admin. Code 29-1-4:9-4 (2013) (emphasis added).

Our Supreme Court has held that the Legislature intended that the requirements for accidental disability retirement be stringent. *See Rossi v. Employees’ Retirement System*, 895 A.2d 106, 112 (R.I. 2006).

It is undisputed that Ms. Goss meets several of the requirements set forth in § 16-16-16 for accidental disability benefits. Her Application was made within five years of the alleged accident from which her injury resulted in her present disability. R. at 00659. Her Application was supplemented by three physicians’ reports certifying to the disability. R. at 003-004, 006, 001042; R. at 00128-00130, 00146; R. at 0093-0097. Her Application was supplemented by the required

Accident Report form. R. at 00666-00700. Her Application was accompanied by the required employer's disability statement. R. at 00551-00553. Ms. Goss had not attained the age of sixty-five years. R. at 00917. There is no evidence in the record that Ms. Goss' disability is the result of willful negligence or misconduct on her part. All seven professionals who examined her opined that Ms. Goss is physically or mentally incapacitated for the performance of service as a teacher. All of the physicians agreed that Ms. Goss had reached MMI. Where the parties disagree, however, is whether Ms. Goss' disability was the result of the reported accident or accidents sustained in the performance of her job and not the result of age or length of service, and whether her disability was a natural and proximate result of that accident or accidents.

With respect to applications for accidental disability pensions, ERSRI employs a two-tiered system for review.<sup>2</sup> The Board's Disability Subcommittee performs the first level of review by considering the documentary evidence and interviewing the applicant. *See* R.I. Admin. Code 29-1-4:9-5.00 (2013) and 29-1-4:9-6.00 (2013). If the applicant chooses to appeal a final decision of the Disability Subcommittee, the Board will render a decision based on the evidence in the record but will also consider any legal memoranda. R.I. Admin. Code 29-1-4:9-11.00 (2013). The applicant will receive notice of the Board's final decision within ten days of the hearing. *Id.* If the Board denies the application, the notice of final decision will constitute a final administrative action. *Id.* Importantly, the Board "affords deference to the conclusions of [the] Disability Subcommittee on factual determinations and questions of credibility and will not overturn those determinations and assessments unless they are found to be clearly wrong." *Id.*

---

<sup>2</sup> The Court notes that ERSRI's regulations were re-codified and adopted on March 9, 2017. Although the two-tiered review process remains the same, the above-cited R.I. Admin. Code sections are now codified as 120-RICR-00-00-1.9.



## A

### **Accidental Disability Standard**

Appellant argues that the Board's decision was affected by error of law because it required Ms. Goss to prove that her disability was the result of a single, qualifying workplace accident or incident which it required the evaluating physician to identify, and that this requirement is inconsistent with the Rhode Island Supreme Court ruling in *Pierce v. Providence Retirement Board*, 15 A.3d 957 (R.I. 2011). To the contrary, the Board argues that neither Dr. Attiullah nor the Board misconstrued the standard in *Pierce*, and that the Board did not require Ms. Goss to prove that she was disabled by a single accident.

In *Pierce*, a firefighter applied for accidental disability retirement benefits after he repeatedly injured his right ankle while at work. 15 A.3d at 958. Specifically, the firefighter applied for said benefits under Providence Code of Ordinances § 17-189(5). In its decision, the Supreme Court held that an accident—even if not the sole cause of a disability—could be considered as a proximate cause for purposes of determining eligibility for an accidental disability pension. *See id.* at 966 (stating “[a]lthough hitting an ankle against a stair arguably may not cause another firefighter to become permanently disabled, that Pierce endured this outcome does not preclude our determination that the 2006 injury was one of the proximate causes resulting in Pierce’s disability”). *Id.* at 965 n.13. Accordingly, the terms “proximate cause” and “disability” could refer to multiple accidents and an agency may not render an applicant ineligible for accidental disability retirement simply because he or she experienced more than one work-related incident. *Id.* at 966.

A careful review of the Subcommittee's June 8, 2018 decision, which was adopted by the Board, reveals that Ms. Goss was not required to prove she was disabled by a single accident. The

Subcommittee fully understood that Ms. Goss was claiming her disability resulted from “a series of events from 2013 to 2014” but found that those events did not constitute an accident within the meaning of the statute. R. at 001125. The Subcommittee understood that Ms. Goss’ claim was predicated on perceived harassment<sup>3</sup> based upon that series of events but did not consider the workplace conflict and interactions with her students and principal to be qualifying accidents under the statute, nor did the Subcommittee find that Ms. Goss’ condition was the natural and probable result of a qualifying accident. *Id.* Thus, the Subcommittee did not recommend denial of Ms. Goss’ Application because she failed to prove she was disabled by a single workplace accident but rather, because in interpreting § 16-16-16, the Subcommittee found that none of the several workplace incidents she cited, either alone or in combination, were qualifying accidents. *Id.* Therefore, the Board’s adoption of the Subcommittee’s recommendation of denial of Ms. Goss’ Application was not based upon a requirement that she prove she was disabled by a single workplace accident, and consequently, was not affected by error of law.

The Subcommittee further found that there was no objective evidence confirming Ms. Goss’ allegation of “systematic harassment,” and once again pointed out that neither Dr. Ruggiano nor Dr. Stewart were able to identify a qualifying accident.<sup>4</sup> *Id.* at 001125. The Subcommittee was

---

<sup>3</sup> Harassment is defined as “words, conduct, or action (usually repeated or persistent) that, being directed at a specific person, annoys, alarms, or causes substantial emotional distress to that person and serves no legitimate purpose.” *Harassment*, Black’s Law Dictionary (11<sup>th</sup> ed. 2019). Courts will generally consider whether an employee’s treatment by his or her fellow co-workers exceeds “that level of stress encountered by people in the workplace every day.” *See Martin v. Rhode Island Public Transit Authority*, 506 A.2d 1365, 1368 (R.I. 1986). Moreover, a hostile work environment often refers to a “series of events which mount over time to create such a poisonous atmosphere as to violate the law.” *O’Rourke v. City of Providence*, 235 F.3d 713, 727 (1<sup>st</sup> Cir. 2001) (internal citations omitted).

<sup>4</sup> The Subcommittee adopted the definition of “accident” as “an event happening without any human agency, or if happening wholly or partly through human agency, an event which under the circumstances is unusual and unexpected by the person to whom it happens; an unusual, fortuitous,

persuaded by the opinion of Dr. Attiullah that Ms. Goss' perceived incidents of harassment "were instead instances where, when cited for deficiencies in her teaching performance by the Principal (Ms. Cerra), 'she did not respond appropriately and often responded in anger and retaliation.'" *Id.* The Subcommittee found that the interactions between Ms. Goss and her students and her school principal did not fit the definition of accident and did not qualify as an accident **or accidents** (emphasis added) for purposes of eligibility for an accidental disability pension. *Id.* The Subcommittee further noted that Dr. Wall, during his testimony, failed to describe an accident within the meaning of the statute. *Id.* This Court defers to the Board's interpretation as to what qualifies as an "accident" under § 16-16-16 which would enable it to grant Ms. Goss' Application for accidental disability benefits. *See Iselin v. Retirement Board of Employees' Retirement System of Rhode Island*, 943 A.2d 1045, 1049 (R.I. 2008). Deference is accorded to the Board's interpretation of the meaning of the word "accident" under the statute even when the Board's interpretation is not the only permissible interpretation that could be applied. *Pawtucket Power Associates Limited Partnership v. City of Pawtucket*, 622 A.2d 452, 456-57 (R.I. 1993). Accordingly, the Board's reliance on Dr. Attiullah's opinion that Ms. Goss' interactions with her principal (Ms. Cerra) at Harry Kizirian Elementary School during the 2013-2014 school year, although perceived by her to be harassment, were in fact a series of interactions which did not constitute a qualifying accident or accidents, was not affected by error of law.

Appellant further argues that the Board's decision is arbitrary or capricious because it required Ms. Goss to provide objective evidence of workplace harassment. Appellant says providing objective proof of workplace harassment is virtually impossible. However, the

---

unexpected, unforeseen or unlooked for event, happening or occurrence . . ." *Accident*, Black's Law Dictionary (6<sup>th</sup> ed.).

regulatory standards applicable to accidental disability benefits under § 16-16-16 require a teacher seeking such benefits to certify to the Board a definite time and place of the workplace incident(s) resulting in the alleged disability. R.I. Admin. Code 29-1-4:9-4(3) (2013). However difficult this requirement may seem, the burden is on Appellant to provide the certification and support it with objective evidence. The Subcommittee found that the instances of workplace interaction between Ms. Goss, her students, and her principal, perceived by Ms. Goss to be workplace harassment, were not sufficiently confirmed as such, and concluded that Ms. Goss failed to identify a qualified accident or accidents which would make her eligible for an accidental disability pension. R. at 001125.

This Court agrees with the Subcommittee's finding that Ms. Goss has failed to provide objective evidence of workplace harassment. The Board's adoption of the Subcommittee's conclusion in this regard is supported by the record which includes a memorandum from Ms. Cerra contradicting Ms. Goss' description and perception of their interactions as harassment. R. at 00668-00669. Many of the instances described by Ms. Goss involved instances of criticism of Ms. Goss' teaching performance by her principal (Ms. Cerra). *See* R. at 00666-00700. For example, the alleged February 6, 2014 "accident" involved two instances of criticism of Ms. Goss by the school principal: one for sending a student to the bathroom at a time when students were not permitted to use the bathroom, and another for being ill-prepared for a staff meeting. R. at 00668-00669. For a schoolteacher, these are not instances of workplace harassment but rather, examples of the types of interactions with the principal "encountered by people in the workplace every day." *See Martin*, 506 A.2d at 1368. This Court, therefore, finds that the Subcommittee's decision and recommendation of denial as adopted by the Board was neither arbitrary nor capricious.

Appellant also argues that the Board’s decision was affected by error of law because the Subcommittee required the evaluating physicians to identify a qualifying workplace accident resulting in Ms. Goss’ disability. However, § 16-16-16(c) requires the examining physicians to certify to the Board “the time, place, and conditions of service performed by the teacher resulting in the disability, . . .” The Subcommittee found that Doctors Stewart, Ruggiano and Wall failed to identify a qualifying accident under the statute, and instead relied on the opinion of Dr. Attiullah that the interactions between Ms. Goss, her students, and Principal Cerra were “events occurring entirely as a result of human agency and would not be unusual or unexpected in the workplace, . . .” Consequently, the Board’s conclusion that the medical examinations did not show that there was a causal connection between her teaching responsibilities and her disability—*i.e.*, that the injury was work-related—was a sufficient reason for the Board to deny Ms. Goss’ Application. *See* § 16-16-16(c). *See also* *Ziadeh v. Employees’ Retirement System of Rhode Island Board*, No. PC-2016-4629, 2017 WL 3839550 (R.I. Super. Aug. 28, 2017). Consequently, the Subcommittee’s determination that the evaluating physicians failed to identify a qualifying workplace accident or accidents resulting in Ms. Goss’ disability was not affected by error of law.

Appellant further argues that the Board improperly concluded that the so-called workplace harassment experienced by Goss was not sufficiently severe enough to rise to the level of accidental disability under § 16-16-16. The Board counters that, based on Dr. Attiullah’s conclusion, what Ms. Goss perceived as harassment was actually a case of her principal reprimanding her for deficiencies in her teaching performance. Clearly, the Subcommittee’s recommendation of denial of Ms. Goss’ Application was based upon its conclusion that she was not physically or mentally incapacitated as a natural and proximate result of an accident while in the performance of duty. R. at 001125. The Subcommittee did not assess the severity of the

identified workplace accident or accidents, but rather found that Ms. Goss and her physicians failed to identify any qualifying workplace accident or accidents. *Id.* Consequently, the Board's adoption of the Subcommittee's decision and recommendation of denial was not affected by error of law in this context.

Next Appellant argues that it was error of law for the Board to base its decision, in part, on the fact that Ms. Goss had pre-existing mental health issues. There is no question that the record before the Board, including, *inter alia*, medical records from treatment by Dr. Qualls, Dr. Rosenberg and Dr. Martins, clearly establishes that Ms. Goss had pre-existing mental health issues dating back to her high school days. R. at 00920. However, a careful review of the Subcommittee's June 8, 2018 decision, which was adopted by the Board, reveals that the Subcommittee's decision was not based upon the fact that Ms. Goss had pre-existing mental health issues which caused her disability, but rather because the Subcommittee did not find that the events identified by Ms. Goss as the accident or accidents causing her disability "constitute a qualifying accident or accidents for purposes of eligibility for an accidental disability pension." R. at 001125. The Subcommittee went on to conclude that Ms. Goss' disability from teaching was not the natural and proximate result of an accident or accidents justifying the award of an accidental disability pension. *Id.* The fact that Ms. Goss had pre-existing mental health issues was not the basis for the Subcommittee's decision. Consequently, the Board's adoption of the Subcommittee's decision and recommendation of denial was not affected by error of law in this context.

## **B**

### **Reliable, Probative, and Substantial Evidence on the Whole Record**

Appellant argues that the Board's decision is clearly erroneous in view of the reliable, probative and substantial evidence on the whole record because it gave greater weight to the

opinion of Dr. Attiullah than to the opinions of the other physicians without explaining why. Several of the examining physicians in this case, including one of ERSRI's own medical examiners, concluded that, in their opinion, Ms. Goss' disability was the natural and proximate result of an injury while she was teaching.

Dr. Qualls, Ms. Goss' psychiatrist, opined that Ms. Goss suffered severe stress because of her interactions with her school principal (Ms. Cerra). Dr. Qualls describes these interactions as traumatic for Ms. Goss and states that the anxiety associated with that trauma caused deterioration in her [teaching] performance to the point where she was no longer able to teach. R. at 003-004, 006.

Dr. Martins, Ms. Goss' mental health therapist, noted it was remarkable that after so many years as an effective, successful teacher, Ms. Goss' teaching career was ended by her terrible experience in her last year in the Providence School Department. He opined that Ms. Goss' encounter with conflict and harassment in her last school setting aggravated her anxiety condition to the extent that she was no longer able to work. R. at 0093-0097.

Dr. Rosenberg, Ms. Goss' primary care provider, opined that her depression and anxiety disorder were related to trauma at work, concluding that Ms. Goss was not capable of being in a classroom situation any longer. R. at 00128-00130.

Dr. Stewart, one of the examining physicians chosen by ERSRI to perform an IME in this case, opined that Ms. Goss had been placed inappropriately in a position for which she was not trained and subsequently was subjected to harsh and unprofessional dealings with the principal which exacerbated her pre-existing conditions to the point where she could no longer teach. R. at 00890-00894.

Dr. Wall, a forensic psychiatrist who testified before the Subcommittee on June 8, 2018, opined that Ms. Goss was disabled from teaching and that her disability was likely caused by a workplace accident consisting of a series of events during the 2013-2014 school year. R. at 001234. The First Circuit Court of Appeals has held that even though hearing officers may make credibility determinations, they may not ignore uncontroverted medical reports. *Suarez v. Secretary of Health and Human Services*, 740 F.2d 1, 1 (1<sup>st</sup> Cir. 1984) (per curiam). The medical opinions cited above, however, were not uncontroverted. Dr. Attiullah and Dr. Ruggiano were both of the opinion that Ms. Goss was not disabled as the result of a workplace accident. R. at 00881; R. at 00864-00866. Appellant contends that Dr. Attiullah erroneously concluded that Ms. Goss' preexisting anxiety, depression, and personality disorder precluded a finding that her injury was work-related, and that the Board erred by discrediting Dr. Wall's medical opinion. The Board counters that it properly relied upon the Subcommittee's reasoning for giving little weight to Dr. Wall's testimony.

In a case of first impression, our Supreme Court determined that in order for an employee to prevail on a claim for an accidental disability retirement he or she was not required to show that all three independent medical examiners agreed that he or she was permanently disabled as a result of a work-related injury. *Morse v. Employees Retirement System of City of Providence*, 139 A.3d 385, 393-94 (R.I. 2016). In *Morse*, the Supreme Court interpreted the Providence Code of Ordinances § 17-189(6) in the case of a City of Providence fire-rescue captain seeking an accidental disability retirement. The Court specifically found that:

“The determination of whether the evidence shows incapacity is within the discretion of the board. If two independent medical examiners, plus the member's treating physicians, opine that the member is disabled, and one physician disagrees, it is certainly reasonable to conclude that the evidence is that the member is disabled. **Of course, the board has the authority, indeed the obligation, to review the opinions of each of those physicians and determine why there is a disagreement. The board certainly has**



**the ability to determine that the one dissenting physician is more persuasive than the others, but that decision must be based on a reasoned analysis of the evidence before the board.**” *Id.* at 393 (emphasis added).

While Ms. Goss applied for a teacher’s accidental disability retirement under § 16-16-16, the language in that statute is almost identical to the language in the City of Providence Code of Ordinances § 17-189(6) interpreted by the Supreme Court in *Morse*:

“(c) If a medical examination conducted by three (3) physicians engaged by the retirement board, **and any investigation that the retirement board may desire to make, shall show that the teacher is physically or mentally incapacitated . . . the retirement board may grant the teacher an accidental disability benefit.**” Section 16-16-16(c) (emphasis added).

Unlike in the *Morse* case, the Subcommittee in this case, after reviewing the opinions of the aforementioned seven (7) professionals, determined that the opinion of Dr. Attiullah and, to a lesser extent, Dr. Ruggiano, were more persuasive than the others in its decision to deny Ms. Goss’ Application for accidental disability benefits. The Board’s decision in this context was based on a reasoned analysis of the evidence in the whole record before it. The Subcommittee was persuaded by the opinion of Dr. Attiullah, and the Board agreed with the Subcommittee’s conclusion, that Ms. Goss’ perceived incidents of harassment were instead instances of a principal citing a teacher for deficiencies in her teaching performance to which she inappropriately responded in anger and retaliation. R. at 001125. Thus, the Subcommittee clearly articulated its reasons for rejecting the opinions of the several physicians who felt that Ms. Goss was disabled as the result of a workplace accident, and its factual conclusions to the contrary in this context were supported by reliable, probative and substantial evidence in the whole record (the opinions of Dr. Attiullah and Dr. Ruggiano). Consequently, this Court will not substitute its judgment for that of

the Board and defers to the Subcommittee's findings as adopted by the Board since they are supported by legally competent evidence. *Endoscopy Associates, Inc.*, 183 A.3d at 532.

#### **IV**

#### **Conclusion**

Based on a review of the entire record, this Court concludes that ERSRI's decision to deny Ms. Goss accidental disability benefits was not in violation of constitutional or statutory provisions, was not made upon unlawful procedure, was neither arbitrary nor capricious, was not affected by other error of law, and was not clearly erroneous in view of the reliable, probative, and substantial evidence on the whole record. Substantial rights of the Appellant have not been prejudiced. Therefore, this Court affirms the decision of the Board.

Counsel shall prepare an appropriate order for entry.



**RHODE ISLAND SUPERIOR COURT**

***Decision Addendum Sheet***

---

**TITLE OF CASE:** Adele Goss v. Frank J. Karpinski, in His Official Capacity as  
Executive Director of the Employees' Retirement System of  
Rhode Island

**CASE NO:** PC-2019-4844

**COURT:** Providence County Superior Court

**DATE DECISION FILED:** August 5, 2020

**JUSTICE/MAGISTRATE:** Montalbano, J.

**ATTORNEYS:**

For Plaintiff: Mark P. Gagliardi, Esq.

For Defendant: Michael P. Robinson, Esq.

## Employees' Retirement System of Rhode Island



\* Discussion and Consideration of litigation regarding Damon Borrelli v. Employees' Retirement System of Rhode Island C.A. No. PC-2016-2817; PC-2019-4972.

\* Board members may seek to convene in Executive Session pursuant to Rhode Island General Laws §42-46-5 (a) (2) to discuss pending and potential litigation  
For Discussion and Consideration in Executive Session

Presented by Michael P. Robinson

RESTRICTED PAGE

# Employees' Retirement System of Rhode Island



## 9. Adjournment

For Vote

Presented by Treasurer Seth Magaziner

# Employees' Retirement System of Rhode Island



## 10. Appendix

# Employees' Retirement System of Rhode Island



## 10.1. Post-Retirement Employment - July, August and September 2020

For Report





## ERSRI Memorandum

---

ERSRI Board:

Seth Magaziner  
General Treasurer  
Chair

John P. Maguire  
Vice Chair

Roger P. Boudreau

Mark A. Carruolo

Brian M. Daniels

Paul L. Dion

Thomas M. Lambert

Thomas A. Mullaney

Claire M. Newell

Raymond J. Pouliot

Jean Rondeau

Laura Shawhughes

Brett Smiley

Michael J. Twohey

Lisa A. Whiting

---

Frank J. Karpinski  
Executive Director

Date: September 9, 2020

To: Retirement Board

From: Frank J. Karpinski, Executive Director

Subject: Post Retirement Employment Reports

---

Enclosed are the listings of reported retirees working under the various post-retirement employment statutes.

For the K-12 schools, registered nurses and municipalities, the column *Number of Days* lists the up-to-date totals of working days provided by the agency(ies) to ERSRI. For the state colleges/universities the column *Earnings* (gross) lists the up-to-date dollar earnings.

Non-substitute teacher positions must be certified by the school as posted but unable to be filled with a non-retiree. Depending on the position being filled, a retired employee who returned to work as a substitute teacher is indicated by a *Title/Function* column as *PRSB*.

If a retired employee is returning to work as an administrator, guidance counselor, or other certified position in a school department, this is considered a vacancy position and labeled in the *Title/Function* column as *PRAM*. Certification letters (good faith letter) need to be provided by the agency and forwarded to ERSRI consistent with RIGL §16-16-24.

Municipal retirees returning to work in a school system are indicated in the *Title/Function* column as *PRMS*. Municipal retirees returning to work for a participating city/town are indicated as *PRME*.

Retirees working for a State College/University and allowed to earn up to \$18,000 gross yearly is indicated by *PRIS*.

Registered nurses working in a State facility including employment as a faculty member of a nursing program at a state-operated college or university are indicated as *PRNR*.

Persons exceeding the statutory limitations are notified by mail or email and provided an opportunity to dispute the reports received by this office, prior to 'docking' or suspension of their benefit.

**TEACHER RETIREES AND NON-CERTIFIED RETIREES WORKING 2019-2020 SCHOOL YEAR**  
**PRSB--SUBSTITUTE AND IN A STATE SCHOOL SUB; PRAM--VACANCY; PRMS--MUNICIPAL IN A SCHOOL REPORT DTD 07-10-2020**

First Name	Initial	Last Name	Employer Code	Employer	Title/Function	Number of Days	Footnote
DEBORAH	A	MANCUSO	1281	Johnston School Dept.	PRSB	159.50	Return from Suspension--recoupment due to employer's adj. date of 90th day
ELIZABETH	A	REALE	1281	Johnston School Dept.	PRSB	108.50	Employer adjusting to half days
BRIAN	R	BUCK	1321	Middletown Public Schools	PRSB	100.00	Recoupment from July 2020 pension
CAROLE	D	PECKHAM	1631	Woonsocket School Dept.	PRSB	92.00	Recoupment -- from April 2020 pension
CAROLYN	J	ROSEMAN	1281	Johnston School Dept.	PRSB	90.00	At limit
JAMES	J	KILEY	1091	Coventry Public Schools	PRSB	90.00	At limit
JANE		COTTER	1641	Highlander Charter School	PRAM	90.00	At limit
JEAN	K	PICANO	1281	Johnston School Dept.	PRSB	90.00	At limit
PATRICK	J	MCPAHON	1331	Narragansett School Dept.	PRSB	90.00	At limit
CATHERINE		GIARD	1341	New Shoreham School Dist.	PRAM	89.50	Close to limit
DONNA	E	NASSA	1571	Warwick School Dept.	PRSB	89.50	Close to limit
ELEANOR		VANHOUWE	1631	Woonsocket School Dept.	PRSB	89.50	Close to limit
JUNE		MANGASSARIAN	1001	Barrington Public Schools	PRAM	89.50	Close to limit
DIANNE	E	PERETTI	1401	Northern Rhode Island Collaborative	PRAM	89.00	Close to limit
KENNETH	L	PECKHAM	1631	Woonsocket School Dept.	PRSB	89.00	Close to limit
MARY	E	RATHBUN	1031	Burrillville School Dept.	PRSB	89.00	Close to limit
NANCY	J	BROWN	1281	Johnston School Dept.	PRSB	89.00	Close to limit
PAMELA	R	RINALDI	1091	Coventry Public Schools	PRAM	89.00	Close to limit
FRANCES		LANDRY	1691	Blackstone Academy Charter School, Inc.	PRAM	88.00	Close to limit
MARK		HAWK	1341	New Shoreham School Dist.	PRAM	88.00	Close to limit
MICHAEL	J	CONNOLLY	1411	Pawtucket School Dept.	PRAM	86.00	Close to limit
PATRICIA	M	WINTERS	1281	Johnston School Dept.	PRSB	84.00	Close to limit
RICHARD		ZAGRODNY	1631	Woonsocket School Dept.	PRSB	84.00	Close to limit
ROBERT	B	LEBLANC	1611	West Warwick School Dept.	PRSB	84.00	Close to limit
SUSAN		MCKEE	1641	Highlander Charter School	PRAM	84.00	Close to limit
KATHLEEN	L	SURIANI	1411	Pawtucket School Dept.	PRAM	83.50	Close to limit
MARY		ASQUITH	1471	Smithfield School Dept.	PRSB	83.00	Close to limit
NANCY	R	RADCLIFFE	1111	Cranston School Dept.	PRSB	83.00	Close to limit
STEVEN	B	KENNY	1091	Coventry Public Schools	PRSB	81.00	Close to limit
CATHERINE	E	FOX	1281	Johnston School Dept.	PRSB	80.50	Close to limit
JOSEPH	R	PIRRAGLIA	1281	Johnston School Dept.	PRSB	80.00	Close to limit
MICHAEL		TOPAZIO	1001	Barrington Public Schools	PRSB	80.00	Close to limit
DAVID	F	DESJARDINS	1781	South Side Elementary Charter School	PRSB	79.50	
ANN		BARRY	1411	Pawtucket School Dept.	PRSB	78.00	
FRANCIS		LALIBERTE	1411	Pawtucket School Dept.	PRAM	78.00	
MARIE	L	CASWELL	1611	West Warwick School Dept.	PRSB	78.00	
CESARE		MITRANO	1331	Narragansett School Dept.	PRSB	77.00	
MICHAEL	L	CONVERV	1341	New Shoreham School Dist.	PRAM	76.50	
ELIZABETH		LESPEANCE	1411	Pawtucket School Dept.	PRSB	76.00	
MARY KATE		CORRY	1411	Pawtucket School Dept.	PRAM	76.00	
ROSLYN		BIRKE	1641	Highlander Charter School	PRAM	76.00	
BRIAN	P	FLYNN	1571	Warwick School Dept.	PRSB	75.50	

**TEACHER RETIREES AND NON-CERTIFIED RETIREES WORKING 2019-2020 SCHOOL YEAR**  
**PRSB--SUBSTITUTE AND IN A STATE SCHOOL SUB; PRAM--VACANCY; PRMS--MUNICIPAL IN A SCHOOL REPORT DTD 07-10-2020**

First Name	Initial	Last Name	Employer Code	Employer	Title/Function	Number of Days	Footnote
CAROL		LANOIE	1631	Woonsocket School Dept.	PRSB	75.00	
MICHAEL	C	TRAFICANTE	1113	Cranston School Dept. (NC)	PRMS	75.00	Return from Suspension
MICHAEL	F	MURRAY	1471	Smithfield School Dept.	PRSB	75.00	
NANCY	E	PHILLIPS	1631	Woonsocket School Dept.	PRAM	75.00	
BETSY		MCNEIL	1031	Burrillville School Dept.	PRSB	73.00	
GISELE	M	HUMBLE	1611	West Warwick School Dept.	PRSB	73.00	
KAREN	K	ZUROMSKI	1111	Cranston School Dept.	PRSB	73.00	
VIRGINIA	R	DIMASI	1611	West Warwick School Dept.	PRSB	73.00	
ROY	A	COSTA JR	1571	Warwick School Dept.	PRAM	72.00	
SHELLEY	L	TRAGAR	1281	Johnston School Dept.	PRSB	72.00	
WANDA	V	MULLEN	1001	Barrington Public Schools	PRSB	72.00	
LORI	A	MILLER	1401	Northern Rhode Island Collaborative	PRAM	71.50	
PATRICIA		DUBOIS	1211	Glocester School Dist.	PRAM	71.50	
BARBARA		KELLY	1411	Pawtucket School Dept.	PRSB	71.00	
BRUCE		BERMAN	1631	Woonsocket School Dept.	PRSB	71.00	
RICHARD	D	D'AGOSTINO	1411	Pawtucket School Dept.	PRSB	71.00	
TERRENCE	J	MERKEL	1371	North Kingstown School Dept.	PRSB	71.00	
GEORGIA		FORTUNATO	1401	Northern Rhode Island Collaborative	PRAM	70.50	
ELAINE	C	HAZZARD	1411	Pawtucket School Dept.	PRAM	69.50	
CAROL	L	ALFANO	1151	East Greenwich School Dept.	PRSB	69.00	
DONNA		TOBIN	1091	Coventry Public Schools	PRSB	69.00	
KATHERINE		SIPALA	1421	Portsmouth School Dept.	PRAM	68.00	
LORNA		O'CONNELL	1411	Pawtucket School Dept.	PRSB	68.00	
MARY	E	FARGNOLI-LEONE	1571	Warwick School Dept.	PRAM	68.00	
PAMELA	L	LAW	1071	Chariho Regional School Dist.	PRSB	68.00	
STEPHEN		COSTELLO	1331	Narragansett School Dept.	PRSB	68.00	
CHARLOTTE		TAVARES	1441	Providence School Dept.	PRAM	67.00	
STEVEN	R	KROUS	1111	Cranston School Dept.	PRSB	67.00	
ANNE		BOLDUC	1631	Woonsocket School Dept.	PRSB	66.50	
CHARLENE	J	CENTRACCHIO	1381	North Providence School Dept.	PRSB	66.00	
COLLEEN	A	CURIS	1631	Woonsocket School Dept.	PRSB	66.00	
DENNIS	T	RINALDI	1441	Providence School Dept.	PRAM	66.00	
MICHAEL		PETRARCA	1191	Foster School Dist.	PRAM	66.00	
SHEILA		MORGAN	1091	Coventry Public Schools	PRSB	65.50	
DEBRA		MILLER	1411	Pawtucket School Dept.	PRSB	65.00	
NANCY	K	SACCOIA	1471	Smithfield School Dept.	PRSB	65.00	
SALLY		GARABEDIAN	1441	Providence School Dept.	PRAM	65.00	
FRANK		PALLOTTA JR	1151	East Greenwich School Dept.	PRAM	64.00	
JUAN	A	RODRIGUEZ	1441	Providence School Dept.	PRAM	64.00	
BRUCE	J	WHITEHOUSE	1091	Coventry Public Schools	PRAM	61.50	
CAROLYN	C	LEPORE	1391	North Smithfield School Dept.	PRSB	61.00	
LINDA MARIE		LE PAGE	1531	Tiverton School Dept.	PRSB	61.00	
GARY	W	BEAUDOIN	1091	Coventry Public Schools	PRSB	60.50	

**TEACHER RETIREES AND NON-CERTIFIED RETIREES WORKING 2019-2020 SCHOOL YEAR**  
**PRSB--SUBSTITUTE AND IN A STATE SCHOOL SUB; PRAM--VACANCY; PRMS--MUNICIPAL IN A SCHOOL REPORT DTD 07-10-2020**

First Name	Initial	Last Name	Employer Code	Employer	Title/Function	Number of Days	Footnote
KATHRYN		CROWLEY	1161	East Providence Schools	PRAM	60.50	
DEBORAH	A	ALMAGNO	1441	Providence School Dept.	PRAM	60.00	
GERALD	A	FOGEL	1441	Providence School Dept.	PRAM	60.00	
CHRISTOPHER	D	ROBERTSON	1161	East Providence Schools	PRSB	59.00	
PAULA	M	MARNIK	1381	North Providence School Dept.	PRSB	59.00	
ANDY		BARNES	1631	Woonsocket School Dept.	PRSB	58.50	
RAYMOND	F	DOYLE	1611	West Warwick School Dept.	PRSB	58.50	
GUY	D	ALBA	1441	Providence School Dept.	PRAM	58.00	
MICHAEL	J	BENEDETTO	2000	Davies	PRAM	58.00	
REBECCA	J	HANDY	1611	West Warwick School Dept.	PRSB	58.00	
JOAN		RICCI	1151	East Greenwich School Dept.	PRSB	57.00	
LINDA	L	RUDDY	1413	Pawtucket School Dept. (NC)	PRMS	57.00	
MARCIA	A	LINBACK	1123	Cumberland School Dept. (NC)	PRMS	57.00	
MICHELLE	C	JAQUES	1031	Burrillville School Dept.	PRSB	57.00	
RENEE	A	LIZOTTE	1111	Cranston School Dept.	PRSB	57.00	
PERLA		MCGUINNESS	1441	Providence School Dept.	PRAM	56.50	
ANITA	T	LEMOS	1111	Cranston School Dept.	PRSB	56.00	
AUGUSTO	C	SANTANA	1441	Providence School Dept.	PRAM	56.00	
LINDA		COLVIN	1031	Burrillville School Dept.	PRSB	56.00	
SHARLEEN		CHRISTINA	1571	Warwick School Dept.	PRAM	55.50	
GERARD	J	NARKIEWICZ	1091	Coventry Public Schools	PRSB	55.00	
PATRICIA	E	ANGILLY	1571	Warwick School Dept.	PRSB	55.00	
HELEN		SISCO	1471	Smithfield School Dept.	PRSB	54.50	
CAROL	A	MITOLA	1391	North Smithfield School Dept.	PRSB	54.00	Return from Suspension
RICHARD	F	KINSLOW	1411	Pawtucket School Dept.	PRAM	54.00	
ANNE	M	BOBOLA	1381	North Providence School Dept.	PRSB	53.50	
KAREN	A	KING	1191	Foster School Dist.	PRSB	53.50	
NANCY	L	GAGLIARDI	1411	Pawtucket School Dept.	PRSB	53.50	
CARL	F	CHIULLI	1631	Woonsocket School Dept.	PRAM	53.00	
JANICE		HALLAL	1403	Northern Rhode Island Collaborative (NC)	PRMS	53.00	
LINDA		MARTIN	1321	Middletown Public Schools	PRAM	53.00	
DEBRA	L	MORIARTY	1121	Cumberland School Dept.	PRSB	52.50	
ROBERT	J	LECHMAN	1473	Smithfield School Dept. (NC)	PRMS	52.50	
JO ANN	M	FEDE	1281	Johnston School Dept.	PRSB	52.00	
LINDA	A	TERRANOVA	1621	Westerly School Dept.	PRSB	52.00	
LISA	F	SCHMITZ	1071	Chariho Regional School Dist.	PRAM	52.00	
SUSAN	S	EVANS	1373	North Kingstown School Dept. (NC)	PRMS	51.50	
JAMES	M	PARENTE	1471	Smithfield School Dept.	PRSB	51.00	
LISA	E	ALLEN	1073	Chariho Regional School Dist. (NC)	PRMS	51.00	
PAUL	C	MELARAGNO	1631	Woonsocket School Dept.	PRAM	51.00	
THOMAS	P	MONTAQUILA	1441	Providence School Dept.	PRAM	51.00	
EILEEN	A	MULLANEY	1441	Providence School Dept.	PRAM	50.00	
LINDSEY		WELLS	1441	Providence School Dept.	PRAM	50.00	

**TEACHER RETIREES AND NON-CERTIFIED RETIREES WORKING 2019-2020 SCHOOL YEAR**  
**PRSB--SUBSTITUTE AND IN A STATE SCHOOL SUB; PRAM--VACANCY; PRMS--MUNICIPAL IN A SCHOOL REPORT DTD 07-10-2020**

First Name	Initial	Last Name	Employer Code	Employer	Title/Function	Number of Days	Footnote
MICHAEL	J	ALLEN	1301	Lincoln School Dept.	PRSB	50.00	
BRUCE	C	WELLER	1151	East Greenwich School Dept.	PRSB	49.00	
TERRIE	A	SILVA-LEONI	1391	North Smithfield School Dept.	PRSB	49.00	
KATHLEEN	D	HUDSON	1091	Coventry Public Schools	PRSB	48.50	
DONNA		LANGTON	1411	Pawtucket School Dept.	PRSB	48.00	
DOROTHY		MURRAY	1031	Burrillville School Dept.	PRAM	48.00	
PATRICIA	A	WILLIAMS	1111	Cranston School Dept.	PRSB	48.00	
STEPHEN	M	MCCARTY	1491	South Kingstown School Dept.	PRSB	48.00	
MARY	L	CORREIA	1421	Portsmouth School Dept.	PRSB	47.00	
MICHAEL		JAMES	1491	South Kingstown School Dept.	PRSB	47.00	
SANDRA	G	LEWIS	1441	Providence School Dept.	PRAM	47.00	
ANTHONY		DELSIGNORE	1111	Cranston School Dept.	PRSB	46.50	
THERESA	A	HAWKINS	1373	North Kingstown School Dept. (NC)	PRMS	46.50	
DIANE	M	FARREN	1571	Warwick School Dept.	PRSB	46.00	
MARK		PETRELLA	1111	Cranston School Dept.	PRAM	46.00	Accidental Disability
MARY	C	LOMBARDO	1441	Providence School Dept.	PRAM	46.00	
PAULEEN	M	SLATER	1401	Northern Rhode Island Collaborative	PRSB	46.00	
BEVERLY		KENNEY	1071	Chariho Regional School Dist.	PRSB	45.00	
STEPHEN		KANE	1441	Providence School Dept.	PRAM	45.00	
SUSAN	A	ERNO	1441	Providence School Dept.	PRAM	45.00	
STEVEN	A	ENRIGHT	1371	North Kingstown School Dept.	PRSB	44.50	
CAMILLE	A	PEZZI	1441	Providence School Dept.	PRAM	44.00	
JUDITH ANN		ANTONIO	1161	East Providence Schools	PRSB	44.00	
PEARL		HOLLOWAY	1441	Providence School Dept.	PRAM	44.00	
JANE	P	NOBREGA	1001	Barrington Public Schools	PRSB	43.50	
MICHELLE		GAUTREAU	1631	Woonsocket School Dept.	PRSB	43.50	
ALISE	L	RAMOS	1163	East Providence Schools (NC)	PRMS	43.00	
ARLENE	A	NAPPA	1571	Warwick School Dept.	PRSB	43.00	
BARBARA		MCARDLE	1441	Providence School Dept.	PRAM	43.00	
LINDA	M	IANNETTA	1121	Cumberland School Dept.	PRSB	43.00	
LISA	D	MACCHIONI	1441	Providence School Dept.	PRAM	43.00	
NANCY		SOUZA	1421	Portsmouth School Dept.	PRSB	43.00	
OLGA		GARIEPY	1631	Woonsocket School Dept.	PRSB	43.00	
BARBARA		RIX	1001	Barrington Public Schools	PRSB	42.50	
DONNA	H	CARREIRO	1001	Barrington Public Schools	PRAM	42.50	
CAROLYN	M	PELZMAN	1471	Smithfield School Dept.	PRSB	42.00	
CLAUDIA		VIEIRA	1411	Pawtucket School Dept.	PRSB	42.00	
DIANE	M	DESIMONE	1441	Providence School Dept.	PRAM	42.00	
EILEEN		AFONSO	1441	Providence School Dept.	PRAM	42.00	
GIUSEPPE		DISERIO	1473	Smithfield School Dept. (NC)	PRMS	42.00	
HELEN	A	D ANDREA	1441	Providence School Dept.	PRAM	42.00	
LARRY	W	DAVIDSON	1071	Chariho Regional School Dist.	PRSB	42.00	
ZITA		BUTLER	1411	Pawtucket School Dept.	PRSB	42.00	

**TEACHER RETIREES AND NON-CERTIFIED RETIREES WORKING 2019-2020 SCHOOL YEAR**  
**PRSB--SUBSTITUTE AND IN A STATE SCHOOL SUB; PRAM--VACANCY; PRMS--MUNICIPAL IN A SCHOOL REPORT DTD 07-10-2020**

First Name	Initial	Last Name	Employer Code	Employer	Title/Function	Number of Days	Footnote
MARYELLEN		PIERCE	1373	North Kingstown School Dept. (NC)	PRMS	41.50	
JOHN	E	LAWRENCE	1471	Smithfield School Dept.	PRSB	41.00	
LAURIE	A	MAGNETTE	1441	Providence School Dept.	PRAM	41.00	
NICOLETTE		CIANO	1441	Providence School Dept.	PRAM	41.00	
WILLIAM	J	PARE	1441	Providence School Dept.	PRAM	41.00	
JOHN	A	ABBATE	1033	Burrillville School Dept. (NC)	PRMS	40.50	
RAYMOND		PITA	1411	Pawtucket School Dept.	PRSB	40.50	
BARBARA		HALZEL	1441	Providence School Dept.	PRAM	40.00	
ERIN		RATH	1281	Johnston School Dept.	PRSB	40.00	
MARILYN	A	LADD	1373	North Kingstown School Dept. (NC)	PRMS	40.00	
MAUREEN	A	PINKSAW	1441	Providence School Dept.	PRAM	40.00	
PHYLLIS	R	OELBAUM	1441	Providence School Dept.	PRAM	40.00	
ANN	M	FAGAN	1353	Newport School Dept. (NC)	PRMS	39.50	
PAMELA	J	YOUNG	1121	Cumberland School Dept.	PRSB	39.50	
FRANCES	E	ZISSERSON	1113	Cranston School Dept. (NC)	PRMS	39.00	
JAMES	E	HAWORTH	1111	Cranston School Dept.	PRSB	39.00	
LORETTA	M	CARNES	1631	Woonsocket School Dept.	PRAM	39.00	
PHILIP	W	KERSHAW	1611	West Warwick School Dept.	PRSB	39.00	
DAVID		SOUZA	1163	East Providence Schools (NC)	PRMS	38.00	
LINDA	M	IANNETTA	1121	Cumberland School Dept.	PRAM	38.00	
LYNN	M	REYNOLDS	1323	Middletown Public Schools (NC)	PRMS	38.00	
RUSSELL	D	NOBLE	1001	Barrington Public Schools	PRSB	37.50	
GERALDINE	L	BURGESS	1631	Woonsocket School Dept.	PRSB	37.00	
MARIA	G	JONES	1621	Westerly School Dept.	PRSB	37.00	
SUZANNE	P	TELLIER	1121	Cumberland School Dept.	PRSB	37.00	
CLARE	F	ACCARDI	1001	Barrington Public Schools	PRSB	36.50	
DONALD	P	FAELLA	1121	Cumberland School Dept.	PRSB	36.50	
CHERYL	S	SACHS	1111	Cranston School Dept.	PRSB	36.00	
CLAUDE	M	WATSKY	1491	South Kingstown School Dept.	PRSB	36.00	
CYNTHIA		NEDWIDEK	1621	Westerly School Dept.	PRSB	36.00	
DEBORAH	D	MELLION	1631	Woonsocket School Dept.	PRSB	36.00	
DEBRA		MCCLELLAND	1411	Pawtucket School Dept.	PRSB	36.00	
JANICE	E	DEFRANCES	1781	South Side Elementary Charter School	PRAM	36.00	
KATHLEEN	M	COOK	1631	Woonsocket School Dept.	PRAM	36.00	
THELMA	E	BURBANK	1411	Pawtucket School Dept.	PRSB	36.00	
BETTY	A	NADROWSKI	1091	Coventry Public Schools	PRSB	35.50	
AUDREY		GUTTIN	1111	Cranston School Dept.	PRSB	35.00	
BRUCE	J	MACKSOD	1381	North Providence School Dept.	PRSB	35.00	
CORINNE	B	TATE	1441	Providence School Dept.	PRAM	35.00	
NANCY	A	GAGE	1031	Burrillville School Dept.	PRSB	35.00	
SUZANNE	E	BETTENCOURT	1091	Coventry Public Schools	PRSB	35.00	
SUSAN		DOBOSZYNSKI	1331	Narragansett School Dept.	PRSB	34.50	
ANN		JANKOWSKI	1421	Portsmouth School Dept.	PRAM	34.00	

**TEACHER RETIREES AND NON-CERTIFIED RETIREES WORKING 2019-2020 SCHOOL YEAR**  
**PRSB--SUBSTITUTE AND IN A STATE SCHOOL SUB; PRAM--VACANCY; PRMS--MUNICIPAL IN A SCHOOL REPORT DTD 07-10-2020**

First Name	Initial	Last Name	Employer Code	Employer	Title/Function	Number of Days	Footnote
ELIZABETH		KEEGAN	1301	Lincoln School Dept.	PRSB	34.00	
ELIZABETH	A	CLESAS	1441	Providence School Dept.	PRAM	34.00	
ELLEN	L	VERMETTE	1411	Pawtucket School Dept.	PRSB	34.00	
JONATHAN	A	MURRAY	1071	Chariho Regional School Dist.	PRSB	34.00	
LORY	I	FITZGERALD	1441	Providence School Dept.	PRAM	34.00	
LYNNE	I	EDMONDS	1441	Providence School Dept.	PRAM	34.00	
MARYBETH		CZERNICKI	1441	Providence School Dept.	PRAM	34.00	
RAFAEL	E	LUNA	1441	Providence School Dept.	PRAM	34.00	
RICHARD		BERNARDO	1531	Tiverton School Dept.	PRSB	34.00	
JOHN	T	CANOLE	1341	New Shoreham School Dist.	PRAM	33.50	
LORI		DESIMONE	1381	North Providence School Dept.	PRSB	33.50	
NANCY	A	GAGE	1151	East Greenwich School Dept.	PRSB	33.50	
CELESTE	M	POTTER	1473	Smithfield School Dept. (NC)	PRMS	33.00	
EILEEN	A	DRURY	1031	Burrillville School Dept.	PRSB	33.00	
DOMENIC	N	MARCONE	1371	North Kingstown School Dept.	PRSB	32.00	
LINDA	A	BEVILAQUA	1571	Warwick School Dept.	PRSB	32.00	
MARY LOUISE		MASSON	1491	South Kingstown School Dept.	PRSB	32.00	
MAUREEN	A	DEL SESTO	1381	North Providence School Dept.	PRSB	32.00	
DIANE	C	GUAY	1031	Burrillville School Dept.	PRSB	31.50	
FRANCINE	S	MARZILLI	1571	Warwick School Dept.	PRSB	31.50	
LISA	A	PETERSON	1301	Lincoln School Dept.	PRSB	31.50	
MICHAEL	A	YATES	1323	Middletown Public Schools (NC)	PRMS	31.50	
BEVERLY	B	TINKHAM	1211	Glocester School Dist.	PRSB	31.00	
CAROL	A	MITOLA	1391	North Smithfield School Dept.	PRAM	31.00	Return from Suspension
ELGERINE		ROBERTS	1441	Providence School Dept.	PRAM	31.00	
KATHLEEN		MELLOR	1281	Johnston School Dept.	PRSB	31.00	
LINDA		SILVA	1301	Lincoln School Dept.	PRSB	31.00	
MARIE	F	LUPINO	1111	Cranston School Dept.	PRSB	31.00	
THERESA	M	TAYLOR	1151	East Greenwich School Dept.	PRSB	31.00	
BRENDA		MACLEAN	1611	West Warwick School Dept.	PRSB	30.00	
CHRISTINE		MATHIEU	1441	Providence School Dept.	PRAM	30.00	
DOROTHY	J	KUPITZ	1441	Providence School Dept.	PRAM	30.00	
JAMES	E	MURANO	1371	North Kingstown School Dept.	PRSB	30.00	
JOSE	D	FERMIN	1441	Providence School Dept.	PRAM	30.00	
JUDITH		GUGEL	1411	Pawtucket School Dept.	PRSB	30.00	
KATHLEEN	A	WALSH	1571	Warwick School Dept.	PRSB	30.00	
KATHLEEN	G	RIOUX	1531	Tiverton School Dept.	PRSB	30.00	
KATHLEEN	P	BROWNING	1621	Westerly School Dept.	PRSB	30.00	
MARY	K	GREENAN	1491	South Kingstown School Dept.	PRSB	30.00	
ROSEMARIE		CABRAL	1471	Smithfield School Dept.	PRSB	30.00	
CAROL	A	MARGINSON	1571	Warwick School Dept.	PRAM	29.50	
ANNE	D	MANTIA	1111	Cranston School Dept.	PRSB	29.00	
CLAUDIA	A	CARR	1121	Cumberland School Dept.	PRSB	29.00	

**TEACHER RETIREES AND NON-CERTIFIED RETIREES WORKING 2019-2020 SCHOOL YEAR**  
**PRSB--SUBSTITUTE AND IN A STATE SCHOOL SUB; PRAM--VACANCY; PRMS--MUNICIPAL IN A SCHOOL REPORT DTD 07-10-2020**

First Name	Initial	Last Name	Employer Code	Employer	Title/Function	Number of Days	Footnote
DEBORAH	A	JONES	1121	Cumberland School Dept.	PRSB	29.00	
DENNIS	N	TROPEA	1111	Cranston School Dept.	PRSB	29.00	
FERDINAND		RODRIGUEZ-VEGA	1441	Providence School Dept.	PRAM	29.00	
FRANK	C	PICCIRILLI	1441	Providence School Dept.	PRAM	29.00	
JOAO	A	DOROSARIO	1441	Providence School Dept.	PRAM	29.00	
KAREN	C	PURTILL	1181	Exeter/West Greenwich Reg. Schools	PRSB	29.00	
MARY	B	CULLEN	1441	Providence School Dept.	PRAM	29.00	
RALPH		ORLECK	1441	Providence School Dept.	PRAM	29.00	
MAUREEN		DE CRESCENZO	1751	RI NURSES INSTITUTE	PRAM	28.50	
PETER		MOREAU	1301	Lincoln School Dept.	PRSB	28.50	
ANNE	M	DIAMOND	1441	Providence School Dept.	PRAM	28.00	
ELAINE	A	HOULE	1571	Warwick School Dept.	PRSB	28.00	
FRANK	G	RICCI	1571	Warwick School Dept.	PRSB	28.00	
JEANMARIE		MANNI	1111	Cranston School Dept.	PRSB	28.00	
JOSEPH		CROWLEY	1533	Tiverton School Dept. (NC)	PRMS	28.00	
KENNETH	C	PERRY	1441	Providence School Dept.	PRAM	28.00	
LUCY	E	LAMBOY	1441	Providence School Dept.	PRAM	28.00	
SANDRA	H	WYTRWAL	1121	Cumberland School Dept.	PRSB	28.00	
JUDITH	A	CALABRETTA	1321	Middletown Public Schools	PRSB	27.50	
LINDA		BUTERA NOBLE	1441	Providence School Dept.	PRAM	27.00	
RODOLFO		VARGAS	1441	Providence School Dept.	PRAM	27.00	
THERESA SMITH		DORRY	1631	Woonsocket School Dept.	PRSB	27.00	
ANN		SAN ANTONIO	1441	Providence School Dept.	PRAM	26.00	
CHRISTINE	L	WEBB	1331	Narragansett School Dept.	PRSB	26.00	
EDWARD	J	FERRARIO	1371	North Kingstown School Dept.	PRSB	26.00	
FRANCIS	C	MCCARTIN	1411	Pawtucket School Dept.	PRSB	26.00	
GEORGE		MCFADDEN	1441	Providence School Dept.	PRAM	26.00	
MARTHA	D	TAYLOR	1283	Johnston School Dept. (NC)	PRMS	26.00	
SUSAN		YESSIAN	1111	Cranston School Dept.	PRSB	26.00	
JOHN	E	LALLI	1421	Portsmouth School Dept.	PRAM	25.50	
LISA	J	TUTAJ-HARPIN	1031	Burrillville School Dept.	PRAM	25.50	
ANGELO		NERI	1441	Providence School Dept.	PRAM	25.00	
CAROLYN	H	PERKINS	1071	Chariho Regional School Dist.	PRSB	25.00	
COLLEEN	M	VORRO	1571	Warwick School Dept.	PRSB	25.00	
JAMES	R	GAMBARDELLA	1441	Providence School Dept.	PRAM	25.00	
KATHRYN		MANSFIELD	1631	Woonsocket School Dept.	PRSB	25.00	
KATHY		DIAS	1441	Providence School Dept.	PRAM	25.00	
LINDA	J	LICKER	1111	Cranston School Dept.	PRSB	25.00	
FRANK		PALLOTTA JR	1151	East Greenwich School Dept.	PRSB	24.50	
PAMELA	R	ALEXANDER	1321	Middletown Public Schools	PRSB	24.50	
CATHLEEN	A	MONROE	1113	Cranston School Dept. (NC)	PRMS	24.00	
ELIZABETH	S	STONER	1001	Barrington Public Schools	PRSB	24.00	
JOHN	A	EGAN	1631	Woonsocket School Dept.	PRSB	24.00	



**TEACHER RETIREES AND NON-CERTIFIED RETIREES WORKING 2019-2020 SCHOOL YEAR**  
**PRSB--SUBSTITUTE AND IN A STATE SCHOOL SUB; PRAM--VACANCY; PRMS--MUNICIPAL IN A SCHOOL REPORT DTD 07-10-2020**

First Name	Initial	Last Name	Employer Code	Employer	Title/Function	Number of Days	Footnote
MARIA	J	MANSELLA	1031	Burrillville School Dept.	PRAM	24.00	
MARJORIE	C	HUGHES	1151	East Greenwich School Dept.	PRSB	24.00	
PAULA	J	LAMARCHE	1571	Warwick School Dept.	PRSB	24.00	
RONALD	L	JOHNSTON	1061	Central Falls Collaborative	PRAM	24.00	
HAROLD	J	SMITH	2000	Davies	PRSB	23.50	
JUDITH	K	MCANDREW	1621	Westerly School Dept.	PRSB	23.50	
LYNN		DOUGHERTY	1491	South Kingstown School Dept.	PRAM	23.50	
PAUL	W	VIGEANT	1731	The Greene School	PRAM	23.50	
BRUCE	S	EVJE	1611	West Warwick School Dept.	PRSB	23.00	
CANDACE	A	MCCALL	1441	Providence School Dept.	PRAM	23.00	
CARMEN	M	ROBICHAUD	1441	Providence School Dept.	PRAM	23.00	
DAVID	A	SWEET	1031	Burrillville School Dept.	PRAM	23.00	
SHEILA	S	DEASCENTIS	1353	Newport School Dept. (NC)	PRMS	23.00	
STEPHEN	P	KIRBY	1571	Warwick School Dept.	PRSB	23.00	
VIOLETTE		FALK	1441	Providence School Dept.	PRAM	23.00	
JOYCE		WACKS	1411	Pawtucket School Dept.	PRSB	22.50	
ANTHONY	J	TUTALO	1441	Providence School Dept.	PRAM	22.00	
GAYLE	J	DENELLE	1491	South Kingstown School Dept.	PRSB	22.00	
LINDA	M	SULLIVAN	2010	Department of Corrections	PRSB	22.00	
SALLY	A	QUINN	1471	Smithfield School Dept.	PRSB	22.00	
CAROL	A	SHEA	1161	East Providence Schools	PRSB	21.50	
PATRICIA		REALI	1611	West Warwick School Dept.	PRSB	21.50	
CAROL	R	KEEGAN	1211	Glocester School Dist.	PRSB	21.00	
CLAUDIA		BARRETT	1441	Providence School Dept.	PRAM	21.00	
DIANNE	M	RENZI	1441	Providence School Dept.	PRAM	21.00	
LORI		RATHBONE	1071	Chariho Regional School Dist.	PRSB	21.00	
MARY ANN		ANTHONY	1611	West Warwick School Dept.	PRSB	21.00	
PATRICIA	I	RAYCES	1441	Providence School Dept.	PRAM	21.00	
THOMAS	A	GENTILE	1441	Providence School Dept.	PRAM	21.00	
WILLIAM		HODGE	1491	South Kingstown School Dept.	PRSB	21.00	
SANTIAGO		ALMANZAR	1441	Providence School Dept.	PRAM	20.50	
SUSAN	L	PRIGNANO	1091	Coventry Public Schools	PRSB	20.50	
KAREN	L	SEITLER	1371	North Kingstown School Dept.	PRSB	20.00	
LINDA	D	ACTON	1373	North Kingstown School Dept. (NC)	PRMS	20.00	
MARY	E	RICHARDS	1471	Smithfield School Dept.	PRSB	20.00	
MICHELLE	M	DAVID	1113	Cranston School Dept. (NC)	PRMS	20.00	
THOMAS	R	HINES	1471	Smithfield School Dept.	PRSB	20.00	
DIANE	S	PAYSON	1123	Cumberland School Dept. (NC)	PRMS	19.50	
MARILYN		WHITTET	1691	Blackstone Academy Charter School, Inc.	PRAM	19.50	
BARBARA	F	PENZA	1571	Warwick School Dept.	PRSB	19.00	
CAROL	K	BATCHELDER	1331	Narragansett School Dept.	PRSB	19.00	
JAMES	E	MURANO	1491	South Kingstown School Dept.	PRAM	19.00	
MARCELLA	O	WEINBERG	1441	Providence School Dept.	PRAM	19.00	

**TEACHER RETIREES AND NON-CERTIFIED RETIREES WORKING 2019-2020 SCHOOL YEAR**  
**PRSB--SUBSTITUTE AND IN A STATE SCHOOL SUB; PRAM--VACANCY; PRMS--MUNICIPAL IN A SCHOOL REPORT DTD 07-10-2020**

First Name	Initial	Last Name	Employer Code	Employer	Title/Function	Number of Days	Footnote
MARIO	E	PAPITTO	1063	Central Falls School Dist. (NC)	PRMS	19.00	
RONALD	F	MARA	1441	Providence School Dept.	PRAM	19.00	
SHARLEEN		CHRISTINA	1571	Warwick School Dept.	PRSB	19.00	
CHERYL	C	BLUMENBAUM	1331	Narragansett School Dept.	PRSB	18.50	
JANET	J	D'ALESSANDRE	1301	Lincoln School Dept.	PRSB	18.50	
JANICE	E	ABRAHAM	1091	Coventry Public Schools	PRSB	18.50	
ANNE	N	COLANNINO	1441	Providence School Dept.	PRAM	18.00	
CAROLE	M	DONAHUE	1001	Barrington Public Schools	PRSB	18.00	
JANET	M	SNYDER	1151	East Greenwich School Dept.	PRSB	18.00	
LINDA	D	ACTON	1371	North Kingstown School Dept.	PRSB	18.00	
MAUREEN	F	LECLAIR	1091	Coventry Public Schools	PRSB	18.00	
REBECCA		JOHNSON	1491	South Kingstown School Dept.	PRSB	18.00	
STEPHEN	A	IANNOTTI	1441	Providence School Dept.	PRAM	18.00	
SUSAN		VERRECCHIA	1441	Providence School Dept.	PRAM	18.00	
ARTHUR		ENTWISTLE	1033	Burrillville School Dept. (NC)	PRMS	17.00	
JOHANNA	L	CADORET	1321	Middletown Public Schools	PRSB	17.00	
LOUIS	D	GERBI	1001	Barrington Public Schools	PRSB	17.00	
MARIA		BRADFIELD	1353	Newport School Dept. (NC)	PRMS	17.00	
PATRICIA		RIBEIRO	1611	West Warwick School Dept.	PRSB	17.00	
PATRICIA	E	WINIARSKI	1411	Pawtucket School Dept.	PRSB	17.00	
GERALDINE	L	GIROUX	1611	West Warwick School Dept.	PRSB	16.50	
MARGARET	E	GALLAGHER-ELMER	1301	Lincoln School Dept.	PRSB	16.50	
BARBARA		KEEGAN	1373	North Kingstown School Dept. (NC)	PRMS	16.00	
JAMES	E	MURANO	1491	South Kingstown School Dept.	PRSB	16.00	
LAURENT		DESROSIER	1301	Lincoln School Dept.	PRSB	16.00	
MARY	L	CORREIA	1421	Portsmouth School Dept.	PRAM	16.00	
MARY LOU		RIKER	1371	North Kingstown School Dept.	PRSB	16.00	
NANCY	A	FISCHER	1071	Chariho Regional School Dist.	PRSB	16.00	
PAULINE	A	SILVA	1571	Warwick School Dept.	PRSB	16.00	
STEVEN		COHEN	1441	Providence School Dept.	PRAM	16.00	
BARBARA	A	RING	1351	Newport School Dept.	PRSB	15.50	
ANITA		GRIST	1213	Glocester School Dist. (NC)	PRMS	15.00	
BARRY	L	LIAL	1441	Providence School Dept.	PRAM	15.00	
CAROL	A	MARGINSON	1571	Warwick School Dept.	PRSB	15.00	
CYNTHIA	A	DINOBILO	1471	Smithfield School Dept.	PRSB	15.00	
DONNA	M	MEIZOSO	1471	Smithfield School Dept.	PRSB	15.00	
JOHN	E	LALLI	1371	North Kingstown School Dept.	PRSB	15.00	
JOHN	L	MCKENNA	1381	North Providence School Dept.	PRSB	15.00	
LORI		DUBUC	1331	Narragansett School Dept.	PRSB	15.00	
MARY LOU		RIKER	1281	Johnston School Dept.	PRSB	15.00	
MURKIE		DEKOE	1441	Providence School Dept.	PRAM	15.00	
NANCY		TOBIN	1441	Providence School Dept.	PRAM	15.00	Failed to wait 45 days to start PRE (11 days adj.)
RUSSELL	E	SPENCER	1153	East Greenwich School Dist. (NC)	PRMS	15.00	

**TEACHER RETIREES AND NON-CERTIFIED RETIREES WORKING 2019-2020 SCHOOL YEAR**  
**PRSB--SUBSTITUTE AND IN A STATE SCHOOL SUB; PRAM--VACANCY; PRMS--MUNICIPAL IN A SCHOOL REPORT DTD 07-10-2020**

First Name	Initial	Last Name	Employer Code	Employer	Title/Function	Number of Days	Footnote
DONNA	A	KENYON	2010	Department of Corrections	PRSB	14.50	
KATHLEEN		LARSON	1091	Coventry Public Schools	PRSB	14.50	
LAURA		BARRETO	1413	Pawtucket School Dept. (NC)	PRMS	14.50	
SHIRLEY-ANN		HALL	1091	Coventry Public Schools	PRSB	14.50	
ANNE	M	BOBOLA	1381	North Providence School Dept.	PRAM	14.00	
CAROL		VESCERA	1411	Pawtucket School Dept.	PRSB	14.00	
LINDA	R	ST OURS	1151	East Greenwich School Dept.	PRSB	14.00	
MARILYN	F	MOSKOL	1351	Newport School Dept.	PRSB	14.00	
PETER	M	BASILIERE	1441	Providence School Dept.	PRAM	14.00	
ROXANNE	M	GORDON	1411	Pawtucket School Dept.	PRSB	14.00	
SHANNON		CONTI	1473	Smithfield School Dept. (NC)	PRMS	14.00	
CLAUDE	M	WATSKY	1331	Narragansett School Dept.	PRSB	13.50	
MARSHA	L	GUTIERREZ	1373	North Kingstown School Dept. (NC)	PRMS	13.50	
CHRISTINE	A	GEISELMAN	1411	Pawtucket School Dept.	PRSB	13.00	
DAVID		CAPUANO	1111	Cranston School Dept.	PRSB	13.00	
JANE		BATES	1493	South Kingstown School Dept. (NC)	PRMS	13.00	
RALPH	A	MALAFRONTÉ	1061	Central Falls Collaborative	PRAM	13.00	
MARLENE		SILVESTRI	1413	Pawtucket School Dept. (NC)	PRMS	12.50	
SUSAN	J	PRENTISS	1633	Woonsocket School Dept. (NC)	PRMS	12.50	
ALFONSO	G	DIGREGORIO	1441	Providence School Dept.	PRAM	12.00	
FERN	J	ROULEAU	1441	Providence School Dept.	PRAM	12.00	
JANET		TARPEY	1411	Pawtucket School Dept.	PRSB	12.00	
JOYCE	P	FINLEY	1381	North Providence School Dept.	PRSB	12.00	
LARRY	W	DAVIDSON	1621	Westerly School Dept.	PRSB	12.00	
LAURA	J	PELLEGRINO	1621	Westerly School Dept.	PRSB	12.00	
LAUREN	E	PLANTE	1411	Pawtucket School Dept.	PRSB	12.00	
MARGARET	E	GALLAGHER-ELMER	1301	Lincoln School Dept.	PRAM	12.00	
MICHELLE		NATALIZIA	1441	Providence School Dept.	PRAM	12.00	
VALERIE	L	DILIBERO	1181	Exeter/West Greenwich Reg. Schools	PRSB	12.00	
JOANNE	K	DOYLE	1151	East Greenwich School Dept.	PRSB	11.50	
CAROL		BLISS	1441	Providence School Dept.	PRAM	11.00	
JOHN		JASIONOWSKI	1413	Pawtucket School Dept. (NC)	PRMS	11.00	
KATHLEEN	F	BENNETT	1151	East Greenwich School Dept.	PRSB	11.00	
MARILYN	M	BUCHANAN	1281	Johnston School Dept.	PRSB	11.00	
PATRICIA	A	HART	1151	East Greenwich School Dept.	PRSB	11.00	
PATRICIA	L	DIONNE	1161	East Providence Schools	PRSB	11.00	
PATRICIA	M	MACE	1353	Newport School Dept. (NC)	PRMS	11.00	
STEPHEN	C	PONTE	1321	Middletown Public Schools	PRSB	11.00	
VALERIE	L	DILIBERO	1441	Providence School Dept.	PRAM	11.00	
ARLENE		MCVEIGH	1441	Providence School Dept.	PRAM	10.50	
JANICE	L	MOWRY	1371	North Kingstown School Dept.	PRSB	10.50	
BEVERLY	A	DEWARE	1441	Providence School Dept.	PRAM	10.00	
CATHERINE	L	SCAMPOLI	1111	Cranston School Dept.	PRSB	10.00	

**TEACHER RETIREES AND NON-CERTIFIED RETIREES WORKING 2019-2020 SCHOOL YEAR**  
**PRSB--SUBSTITUTE AND IN A STATE SCHOOL SUB; PRAM--VACANCY; PRMS--MUNICIPAL IN A SCHOOL REPORT DTD 07-10-2020**

First Name	Initial	Last Name	Employer Code	Employer	Title/Function	Number of Days	Footnote
CHARLES		GRAY JR	1621	Westerly School Dept.	PRSB	10.00	
ELAINE	A	ALMAGNO	1441	Providence School Dept.	PRAM	10.00	
KATHLEEN	F	UPDEGROVE	1421	Portsmouth School Dept.	PRAM	10.00	
LAURENT		DESROSIERS	1301	Lincoln School Dept.	PRAM	10.00	
SABINA	M	REI	1061	Central Falls Collaborative	PRAM	10.00	
THELMA	E	BURBANK	1471	Smithfield School Dept.	PRSB	10.00	
CAROL	A	BOTELHO	1161	East Providence Schools	PRSB	9.50	
JOSEPH		CROWLEY	1531	Tiverton School Dept.	PRAM	9.50	
MARIA	M	DUARTE	1161	East Providence Schools	PRSB	9.50	
SARAH	S	GOLDBERG	1471	Smithfield School Dept.	PRSB	9.50	
THOMAS	V	STEPKA	1121	Cumberland School Dept.	PRSB	9.50	
BERYL		JOHNSTON	1331	Narragansett School Dept.	PRSB	9.00	
DEBORAH	A	LOCKWOOD	1441	Providence School Dept.	PRAM	9.00	
JO ANN	A	CONWAY	1031	Burrillville School Dept.	PRSB	9.00	
LINDA		SILVA	1301	Lincoln School Dept.	PRAM	9.00	
NANCY	P	MCGOVERN	1111	Cranston School Dept.	PRSB	9.00	
FRANK		KENDRA	1631	Woonsocket School Dept.	PRSB	8.50	
KATHLEEN	F	UPDEGROVE	1351	Newport School Dept.	PRSB	8.50	
KATHRYN	F	NOLETT	1471	Smithfield School Dept.	PRSB	8.50	
LORI		DESIMONE	1381	North Providence School Dept.	PRAM	8.50	
MARGARET	G	HARRIS	1091	Coventry Public Schools	PRSB	8.50	
MICHAEL		FRANCO	1611	West Warwick School Dept.	PRSB	8.50	
SHIRLEY		ST. AMAND	1091	Coventry Public Schools	PRSB	8.50	
BRUCE	J	WHITEHOUSE	1091	Coventry Public Schools	PRSB	8.00	
DEBORAH		BOLTON	1411	Pawtucket School Dept.	PRSB	8.00	
DEBORAH	J	COTE	1471	Smithfield School Dept.	PRSB	8.00	
DEBORAH	P	BRITTON	1371	North Kingstown School Dept.	PRSB	8.00	
JOSEPH		CROWLEY	1381	North Providence School Dept.	PRAM	8.00	
MARK		BUTLER	1493	South Kingstown School Dept. (NC)	PRMS	8.00	
PAULA		SOULER	1091	Coventry Public Schools	PRSB	8.00	
PAULEEN	M	SLATER	1121	Cumberland School Dept.	PRSB	8.00	
ROBERT	A	HICKS	1491	South Kingstown School Dept.	PRAM	8.00	
ROY	A	COSTA JR	1571	Warwick School Dept.	PRSB	8.00	
SHARON	A	CASCIONE	1611	West Warwick School Dept.	PRSB	8.00	
JEAN	M	GREEN	1091	Coventry Public Schools	PRSB	7.50	
JOSEPH		CROWLEY	1151	East Greenwich School Dept.	PRSB	7.50	
ELIZABETH	J	RODERIQUES	1323	Middletown Public Schools (NC)	PRMS	7.00	
GAIL	M	ROBINSON	1091	Coventry Public Schools	PRSB	7.00	
JACQUELINE		DALEY	1411	Pawtucket School Dept.	PRSB	7.00	
JUDITH	P	SQUIRES	1301	Lincoln School Dept.	PRSB	7.00	
KAREN		MC AVOY	1301	Lincoln School Dept.	PRSB	7.00	
LINDA	F	WARD	1621	Westerly School Dept.	PRSB	7.00	
MARGARET	D	PEREIRA	1321	Middletown Public Schools	PRSB	7.00	

**TEACHER RETIREES AND NON-CERTIFIED RETIREES WORKING 2019-2020 SCHOOL YEAR**  
**PRSB--SUBSTITUTE AND IN A STATE SCHOOL SUB; PRAM--VACANCY; PRMS--MUNICIPAL IN A SCHOOL REPORT DTD 07-10-2020**

First Name	Initial	Last Name	Employer Code	Employer	Title/Function	Number of Days	Footnote
NANCY	L	DOWDING	1391	North Smithfield School Dept.	PRSB	7.00	
STEVEN		MANCINI	1441	Providence School Dept.	PRAM	7.00	
SUSAN	L	DIAS	1353	Newport School Dept. (NC)	PRMS	7.00	
SUSAN	V	MONTI	1441	Providence School Dept.	PRAM	7.00	
CYNTHIA		DICRISTOFORO	1633	Woonsocket School Dept. (NC)	PRMS	6.50	
JOSEPH		CROWLEY	1381	North Providence School Dept.	PRSB	6.50	
KAREN		FOX	1331	Narragansett School Dept.	PRSB	6.50	
MARY JANE		ESTRELLA	1161	East Providence Schools	PRSB	6.50	
DAVID		CAPUANO	1113	Cranston School Dept. (NC)	PRMS	6.00	
DAVID	A	SWEET	1031	Burrillville School Dept.	PRSB	6.00	
JANICE		PRIMIANO	1411	Pawtucket School Dept.	PRSB	6.00	
JANICE	L	MOWRY	1571	Warwick School Dept.	PRSB	6.00	
JORDAN W		HOROWITZ	1381	North Providence School Dept.	PRSB	6.00	
LOURDES	O	COSTA	1441	Providence School Dept.	PRAM	6.00	
MARY	A	LILLA	1441	Providence School Dept.	PRAM	6.00	
PAUL	A	ORLANDO	1471	Smithfield School Dept.	PRSB	6.00	
STEVEN		KING	1491	South Kingstown School Dept.	PRSB	6.00	
WILLIAM		HODGE	1331	Narragansett School Dept.	PRSB	6.00	
PAULA		MARINARO	1091	Coventry Public Schools	PRSB	5.50	
BARBARA		RUGGIERI	1113	Cranston School Dept. (NC)	PRMS	5.00	
BRENDA	A	CARPENTIER	1113	Cranston School Dept. (NC)	PRMS	5.00	
ELAINE		SPARLING	1611	West Warwick School Dept.	PRSB	5.00	
KAREN	T	MUIR	1441	Providence School Dept.	PRAM	5.00	
KATHRYN	F	NOLETT	1473	Smithfield School Dept. (NC)	PRMS	5.00	
MARY		SMALL	1411	Pawtucket School Dept.	PRSB	5.00	
MAUREEN	A	RILEY	1471	Smithfield School Dept.	PRSB	5.00	
PATRICIA	M	WINTERS	1151	East Greenwich School Dept.	PRSB	5.00	
RUTHANNE		LOGAN	1371	North Kingstown School Dept.	PRSB	5.00	
SHEILA	A	MONAHAN	2010	Department of Corrections	PRSB	5.00	
ELIZABETH	M	GILL	1323	Middletown Public Schools (NC)	PRMS	4.50	
EMILY	A	SILVIA	1321	Middletown Public Schools	PRSB	4.50	
JUDITH	J	BASSIGNANI	1121	Cumberland School Dept.	PRSB	4.50	
SHIRLEY	K	VENTRONE	1091	Coventry Public Schools	PRSB	4.50	
BRIAN		CARN	1441	Providence School Dept.	PRAM	4.00	
CHERYLE		MCBURNEY	1411	Pawtucket School Dept.	PRSB	4.00	
CONSTANCE		EASDON	1373	North Kingstown School Dept. (NC)	PRMS	4.00	
ELAINE	F	SMITH	1151	East Greenwich School Dept.	PRSB	4.00	
JO ANN		JOINES	1411	Pawtucket School Dept.	PRSB	4.00	
JO ANN	M	FIELDING	1571	Warwick School Dept.	PRSB	4.00	
LETTY		MILLS	1331	Narragansett School Dept.	PRSB	4.00	
MARY	S	TONET	1091	Coventry Public Schools	PRSB	4.00	
NANCY	N	PANCIOCCO	1471	Smithfield School Dept.	PRSB	4.00	
THELMA	E	BURBANK	1473	Smithfield School Dept. (NC)	PRMS	4.00	

**TEACHER RETIREES AND NON-CERTIFIED RETIREES WORKING 2019-2020 SCHOOL YEAR**  
**PRSB--SUBSTITUTE AND IN A STATE SCHOOL SUB; PRAM--VACANCY; PRMS--MUNICIPAL IN A SCHOOL REPORT DTD 07-10-2020**

First Name	Initial	Last Name	Employer Code	Employer	Title/Function	Number of Days	Footnote
DAVID	P	STEPKA	1161	East Providence Schools	PRSB	3.50	
JAYNE	S	BAILEY	1091	Coventry Public Schools	PRSB	3.50	
LYNN	K	MCGOVERN	1371	North Kingstown School Dept.	PRSB	3.50	
ANNA		AMBROSINO	1371	North Kingstown School Dept.	PRSB	3.00	
AUDREY		GUTTIN	1001	Barrington Public Schools	PRSB	3.00	
JANET		LABRECQUE	2000	DCYF	PRSB	3.00	
KAREN		FOX	1491	South Kingstown School Dept.	PRSB	3.00	
LINDA	M	SULLIVAN	1471	Smithfield School Dept.	PRSB	3.00	
ANNE	M	MC CORMACK	1571	Warwick School Dept.	PRSB	2.50	
BARBARA		SWIENTON	1341	New Shoreham School Dist.	PRSB	2.50	
DONNA	T	HARTMANN	1001	Barrington Public Schools	PRSB	2.50	
JANE	C	VALLIERE	1331	Narragansett School Dept.	PRSB	2.50	
LUCILLE		BARO	1633	Woonsocket School Dept. (NC)	PRMS	2.50	
PETER		MOREAU	1301	Lincoln School Dept.	PRAM	2.50	
SHIRLEY		ST. AMAND	1181	Exeter/West Greenwich Reg. Schools	PRSB	2.50	
TRUDY	L	GROW	1121	Cumberland School Dept.	PRSB	2.50	
AMY		ABRAMSON-DENHOFF	1373	North Kingstown School Dept. (NC)	PRMS	2.00	
BARBARA ANN		CARDOSI	1411	Pawtucket School Dept.	PRSB	2.00	
CORINNE	E	SMITH	1441	Providence School Dept.	PRAM	2.00	
DEBORAH	A	HARROLD	1411	Pawtucket School Dept.	PRSB	2.00	
DENNIS	J	REBELO	1413	Pawtucket School Dept. (NC)	PRMS	2.00	
ELIZABETH	E	ST ANGELO	1007	Barrington COLA NonCertifieds	PRMS	2.00	
JANET		LABRANCHE	1091	Coventry Public Schools	PRSB	2.00	
JOAN	B	WHITTY	1321	Middletown Public Schools	PRSB	2.00	
KATHLEEN	M	BROOKS	1493	South Kingstown School Dept. (NC)	PRMS	2.00	
MARY SUE		FRISHMAN	1621	Westerly School Dept.	PRSB	2.00	
MICHELE	A	MARLAND	1073	Chariho Regional School Dist. (NC)	PRMS	2.00	
PATRICIA	A	LUPOLI	1121	Cumberland School Dept.	PRSB	2.00	
RICHARD		MORRISSEY	1151	East Greenwich School Dept.	PRSB	2.00	
SHEILA	A	MONAHAN	1641	Highlander Charter School	PRSB	2.00	
SUSAN		HALPIN	1411	Pawtucket School Dept.	PRSB	2.00	
SUSANNE		WILLIAMS	1411	Pawtucket School Dept.	PRSB	2.00	
CAROL	A	BROWN	1151	East Greenwich School Dept.	PRSB	1.50	
DEMETRA		BIANCHI	1381	North Providence School Dept.	PRSB	1.50	
EUNICE	A	GIZZI	1321	Middletown Public Schools	PRSB	1.50	
DEBRA	L	MORIARTY	1151	East Greenwich School Dept.	PRSB	1.00	
ELAINE	C	PETROCELLI	1091	Coventry Public Schools	PRSB	1.00	
G ERVIN		HOLE	1331	Narragansett School Dept.	PRSB	1.00	
GAIL		DUCHARME	1633	Woonsocket School Dept. (NC)	PRMS	1.00	
JANET	M	MCNAB	1471	Smithfield School Dept.	PRSB	1.00	
JOSEPH	M	MAGUIRE	1441	Providence School Dept.	PRAM	1.00	
JUDITH	S	PACKHEM	1371	North Kingstown School Dept.	PRSB	1.00	
LINDA	S	RESNICK	1411	Pawtucket School Dept.	PRSB	1.00	

**TEACHER RETIREES AND NON-CERTIFIED RETIREES WORKING 2019-2020 SCHOOL YEAR**  
**PRSB--SUBSTITUTE AND IN A STATE SCHOOL SUB; PRAM--VACANCY; PRMS--MUNICIPAL IN A SCHOOL REPORT DTD 07-10-2020**

First Name	Initial	Last Name	Employer Code	Employer	Title/Function	Number of Days	Footnote
LOUISE	M	DENETTE	1371	North Kingstown School Dept.	PRSB	1.00	
LYNN	K	MCGOVERN	1151	East Greenwich School Dept.	PRSB	1.00	
MURIEL	M	HOLFELDER	1001	Barrington Public Schools	PRSB	1.00	
PATRICIA	M	DICENSO	1411	Pawtucket School Dept.	PRSB	1.00	
SUSAN		FRIENDSON	1441	Providence School Dept.	PRAM	1.00	
ALAN	W	GRAVELL	1001	Barrington Public Schools	PRAM	0.50	
GARY		MOROCH	1441	Providence School Dept.	PRAM	0.50	
JEANNE		TSAKERES	1331	Narragansett School Dept.	PRSB	0.50	
LYNN	C	SISSON	1091	Coventry Public Schools	PRSB	0.50	

PRME--RETIREES WORKING MUNICIPALITIES IN 2020 CALENDAR YEAR --REPORT DTD 07-10-2020

First Name	Initial	Last Name	Employer Code	Employer	Number of Days	Footnote
EMERSON	J	MARVEL	1162	City of East Providence	121.00	Suspended Pension
MICHAEL	A	DEMELLO	1015	Bristol Fire Dept.	91.00	Suspended Pension
PATRICK	A	MURRAY	1634	Woonsocket Police Dept.	63.00	
DENIS		LAPIERRE	1632	City of Woonsocket	50.00	
KATHLEEN	M	MCGOVERN	1012	Town of Bristol	49.00	
CHRISTOPHER	C	COTTA	1532	Town of Tiverton	47.00	Acting Town Admin.--non reportable--RIGL 36-10-36d(1)
LORRAINE	A	DEROIS	1012	Town of Bristol	40.00	
THEODORE	J	PRZYBYLA	1462	Town of Scituate	39.00	
LEANNE		ALDRICH	1009	Barrington COLA Group	38.00	
WILLIAM	A	PILKINGTON	1478	Town of Smithfield (COLA)	38.00	
EDWARD	R	FRATELLI	1478	Town of Smithfield (COLA)	35.00	
LORRAINE	R	PROVENCHER	1632	City of Woonsocket	33.50	
JOHN		ZINNI	1009	Barrington COLA Group	31.00	
RUSSELL	W	BROWN	1452	Town of Richmond	27.50	
ROBERTA	A	TURCHETTA	1112	City of Cranston	26.50	
DAVID	E	DESJARLAIS	1154	East Greenwich Police Dept.	26.00	
ARTHUR	E	BOUCHARD	1632	City of Woonsocket	24.00	
EDWARD	L	CABRAL JR.	1562	Town of Warren	24.00	
LINDA	J	FONTAINE	1632	City of Woonsocket	24.00	
MELVIN	L	JEFFERIES SR	1166	East Providence Housing Authority	24.00	
DENNIS	W	BROD	1492	Town of South Kingstown	23.50	
JOHN	M	CARPINELLI	1492	Town of South Kingstown	23.50	
PAULINE	S	PAYEUR	1632	City of Woonsocket	23.50	
GARY	F	LONERGAN	1474	Smithfield Police Dept.	23.00	
JOHN N	N	BUCCI	1112	City of Cranston	22.50	
LYNN	L	BURKHARDT	1009	Barrington COLA Group	22.00	
ANNA	E	MARINO	1112	City of Cranston	20.00	
SUZANNE		KOGUT	1478	Town of Smithfield (COLA)	19.00	
GARY	F	LONERGAN	1478	Town of Smithfield (COLA)	18.00	
JOANN	K	MCINTYRE	1412	City of Pawtucket	18.00	
LINDA	M	DIPRETE	1112	City of Cranston	18.00	
MICHAEL		WILDENHAIN	1412	City of Pawtucket	18.00	
JANET	C	RICHARDSON	1009	Barrington COLA Group	16.50	
MARGARET	M	COTE	1478	Town of Smithfield (COLA)	16.00	
WILLIAM	J	FLATLEY	1492	Town of South Kingstown	16.00	
PAULINE		WASHINGTON	1632	City of Woonsocket	14.00	
THOMAS	E	DUQUETTE	1602	Town of West Greenwich	13.50	
ELIZABETH	W	CAMBRA	1012	Town of Bristol	13.00	
JOSEPH	D	ANDREOZZI	1386	North Providence Hsg. Auth.	13.00	
WILLIAM	S	HIGGINS	1154	East Greenwich Police Dept.	13.00	
ARTHUR	E	JONES	1032	Town of Burrillville	12.50	
BRAYTON	A	ROUND	1032	Town of Burrillville	12.50	



PRME--RETIREES WORKING MUNICIPALITIES IN 2020 CALENDAR YEAR --REPORT DTD 07-10-2020

First Name	Initial	Last Name	Employer Code	Employer	Number of Days	Footnote
GAIL		TOPAKIAN	1112	City of Cranston	12.50	
JANET	M	PRAIRIE	1478	Town of Smithfield (COLA)	12.00	
ARTHUR	M	RHODES	1154	East Greenwich Police Dept.	11.50	
JANICE	J	PEIXINHO	1152	Town of East Greenwich	11.00	
ELAINE		SWISTAK	1412	City of Pawtucket	10.50	
ROBERT	J	LEMOI	1154	East Greenwich Police Dept.	10.50	
DIANE	M	WALSH	1112	City of Cranston	10.00	
RICHARD	J	DENICE	1154	East Greenwich Police Dept.	10.00	
BARBARA	A	CREEDON	1112	City of Cranston	9.50	
LINDA	M	CASEY	1112	City of Cranston	9.50	
MICHAEL	D	CASSIDY	1412	City of Pawtucket	9.50	
ANTOINETTE		BEAUDREAU	1242	Hope Valley-Wyoming Fire Dist.	9.00	
DONNA		CONWAY	1016	Bristol Housing Authority	9.00	
KATHERINE	A	MURRAY	1012	Town of Bristol	9.00	
KATHLEEN	A	WOOD	1538	Tiverton Local 2670A	8.00	
JOHN	J	TOOLAN	1009	Barrington COLA Group	7.50	
RAYMOND		MARZILLI JR	1532	Town of Tiverton	6.50	
CLAIRE	A	LAIRD	1412	City of Pawtucket	6.00	
DOROTHY	A	MASOIAN	1112	City of Cranston	6.00	
JOSEPH	L	DINOBI	1492	Town of South Kingstown	6.00	
THOMAS	E	HODGE	1412	City of Pawtucket	5.50	
JOHN	T	OHARA	1154	East Greenwich Police Dept.	4.00	
MARY	C	LANGLOIS	1032	Town of Burrillville	4.00	
RONALD	P	KOMIEGA	1562	Town of Warren	4.00	
LINDA	C	ARCHETTO	1112	City of Cranston	3.50	
REBECCA	A	BENNETT	1492	Town of South Kingstown	3.50	
VINCENT	D	SOBOLESKI	1564	Warren Police Dept.	3.00	
DAVID	A	CARPENTER	1392	Town of North Smithfield	2.00	
JANET	A	EBERTS	1478	Town of Smithfield (COLA)	2.00	
JOYCE		COMSTOCK	1492	Town of South Kingstown	1.00	
WARREN	L	STEERE	1032	Town of Burrillville	1.00	
WILLIAM	A	DORNEY III	1009	Barrington COLA Group	1.00	
LARETO	P	GUGLIETTA	1154	East Greenwich Police Dept.	0.50	

**RETIREES WORKING UNDER 18K AT STATE COLLEGES/UNIVS (EMPLOYER CODE = 2000)**  
**PRIS--State colleges/univs/--Instructor at a state school - Calendar Year 2020)--Report dtd -07-10-2020**

First Name	Initial	Last Name	Employer	Earnings	Footnote
BRUNA	M	BOYLE	URI	\$ 10,475.33	
MARIE	H	BAGUCHINSKY	URI	\$ 9,674.67	
DAVID		NEVES	URI	\$ 9,334.00	
WILLIAM	T	BEHREND JR	URI	\$ 9,094.27	
MICHAEL	W	WESTKOTT	URI	\$ 8,868.47	
ANDRES	R	ZUNIGA	CCRI	\$ 7,501.15	
RONALD		GAGNE SR	CCRI	\$ 6,801.70	
CLAIRE		DUMAS	CCRI	\$ 6,800.00	
JAMES	M	BUXTON	URI	\$ 6,601.44	
ALFRED	R	CRUDALE	URI	\$ 5,493.88	
DONALD	G	CASCI	CCRI	\$ 5,319.30	
VANESSA	G	DELGIUDICE	RIC	\$ 5,160.00	
CHARLES	P	LEHOURITES	CCRI	\$ 5,100.00	
EILEEN	P	ZISK	CCRI	\$ 5,100.00	
JOSEPH		LANNI	CCRI	\$ 5,100.00	
LORRAINE	E	BELLO	CCRI	\$ 5,100.00	
MARTIN	T	MARSHALL	CCRI	\$ 5,100.00	
THOMAS	H	MITCHELL	CCRI	\$ 5,100.00	
PETER	V	RIVELLI	CCRI	\$ 5,056.18	
JOHN	A	DONATO	CCRI	\$ 4,783.80	
PETER	J	PETRONE	CCRI	\$ 4,782.10	
GENE	P	DUFAULT	CCRI	\$ 4,562.30	
GARY	C	COMUNALE	URI	\$ 4,547.33	
MIGUEL		LOPES	CCRI	\$ 4,485.78	
CAROL	A	SPAZIANO	CCRI	\$ 4,260.20	
GAIL	S	O'ROURKE	CCRI	\$ 4,157.35	
JAMES	V	STRAVATO	CCRI	\$ 4,144.60	
NORMAN	P	FORTIN	URI	\$ 4,050.00	
KATHLEEN	D	HUDSON	CCRI	\$ 4,030.29	
KAREN	E	BATESON	CCRI	\$ 3,643.82	
FRANKLIN	D	MEGLIO	CCRI	\$ 3,507.10	
PAMELA		TESTONI	CCRI	\$ 3,374.21	
MICHAEL	J	PAUL	RIC	\$ 3,225.00	

**RETIREEES WORKING UNDER 18K AT STATE COLLEGES/UNIVS (EMPLOYER CODE = 2000)**  
**PRIS--State colleges/univs/--Instructor at a state school - Calendar Year 2020)--Report dtd -07-10-2020**

First Name	Initial	Last Name	Employer	Earnings	Footnote
ANDREW		EGAN	CCRI	\$ 3,189.20	
ANTHONY	J	CIOTOLA	CCRI	\$ 3,189.20	
ELIZABETH	O	O'CONNELL	CCRI	\$ 3,189.20	
JEFFREY	T	MINER	CCRI	\$ 3,189.20	
LAWRENCE	P	BYRNE	CCRI	\$ 3,189.20	
MICHELLE		BROUSSEAU	CCRI	\$ 3,189.20	
THOMAS	A	CONBOY	CCRI	\$ 3,189.20	
VINCENT	J	HAWKINS	CCRI	\$ 3,189.20	Return from Suspension
WILLIAM	H	GREEN	CCRI	\$ 3,189.20	
DENNIS	A	SPICUZZA	CCRI	\$ 3,123.20	Accidental Disability
CHARLES		STIMPSON	CCRI	\$ 3,080.40	
RICHARD	G	SWEARINGEN	CCRI	\$ 2,976.70	
UGURHAN	A	KOSEREIS	CCRI	\$ 2,961.66	
JAMES	J	HOPKINS	CCRI	\$ 2,871.75	
WILLIAM	C	OKERHOLM JR	CCRI	\$ 2,806.75	
KATHLEEN		CRESCENZO	CCRI	\$ 2,768.28	
LORENZO		TETREULT	CCRI	\$ 2,646.15	
JOHN ALAN	A	LONGIARU	CCRI	\$ 2,580.69	
JOHN	J	MUNKO	RIC	\$ 2,580.00	
MARLYCE	L	ADAMS	RIC	\$ 2,580.00	
THOMAS		ASERMELY	CCRI	\$ 2,550.00	
SANDRA	L	ANTONI	CCRI	\$ 2,549.38	
DONNA M		PATCH	CCRI	\$ 2,396.26	
NANCY		MURPHY	RIC	\$ 2,257.50	
ROSEMARY		ANDREOZZI	CCRI	\$ 2,130.10	
VICTOR	R	OSTERMAN	CCRI	\$ 2,130.10	
CHRISTINE	L	HANLEY	RIC	\$ 1,935.00	
PATRICIA	A	ROSE	CCRI	\$ 1,931.79	
GERALDINE	T	MARCOCCIO	CCRI	\$ 1,805.67	
RAYMOND	M	MEDEIROS	CCRI	\$ 1,803.36	
ALBERT	C	DIFAZIO	DAVIES	\$ 1,761.51	
BRIGID	A	BALBONI	CCRI	\$ 1,594.60	
CATHERINE		SMITH	CCRI	\$ 1,594.60	

**RETIREES WORKING UNDER 18K AT STATE COLLEGES/UNIVS (EMPLOYER CODE = 2000)**  
**PRIS--State colleges/univs/--Instructor at a state school - Calendar Year 2020)--Report dtd -07-10-2020**

First Name	Initial	Last Name	Employer	Earnings	Footnote
GEORGE		PAGE	CCRI	\$ 1,594.60	
GERALD		SILBERMAN	CCRI	\$ 1,594.60	
RANDALL		WHITE	CCRI	\$ 1,594.60	
ROBERT	N	MASSE	CCRI	\$ 1,594.60	
SUSAN	L	HAWKSLEY	CCRI	\$ 1,594.60	
WALTER	J	REIS	CCRI	\$ 1,594.60	
KIRK		LAMBOY	CCRI	\$ 1,417.00	
ALFRED	L	PERROTTI	CCRI	\$ 1,413.49	
JAMES	J	KILEY	CCRI	\$ 1,405.56	
DEBORAH	L	BUSH	CCRI	\$ 1,401.65	
CAROL	M	ENGLANDER	URI	\$ 1,400.84	
FRANCIS	C	WHITE	CCRI	\$ 1,393.41	
WENDY		ARONOFF	CCRI	\$ 1,349.76	
ALBERT	K	AUBIN	CCRI	\$ 1,343.43	
ANESTIS	T	KOSTARIDES	CCRI	\$ 1,343.43	
PATRICIA	L	DIONNE	CCRI	\$ 1,343.43	
PATRICIA	L	KOSTARIDES	CCRI	\$ 1,343.43	
REGINA	M	CARUOLO	CCRI	\$ 1,343.43	
JAMES	E	GUARINO	CCRI	\$ 1,196.64	
GREGORY	P	HART	CCRI	\$ 1,154.30	
LOIS	A	HOPKINS	CCRI	\$ 1,038.87	
ANN		MCBRIDE	CCRI	\$ 918.81	
MARTIN		LEPKOWSKI	CCRI	\$ 758.10	
KARIN	E	LUKOWICZ	CCRI	\$ 669.53	
DAVID	W	HANSON	CCRI	\$ 637.50	
LINDA	J	VALENTE	CCRI	\$ 412.25	
EDWARD	A	GRADILONE	CCRI	\$ 363.02	
KENNETH	J	HOPKINS	CCRI	\$ 350.00	
GREGG		NOURY	CCRI	\$ 318.24	
PAUL	C	MELARAGNO	CCRI	\$ 220.64	
DAVID	C	MARANDOLA	CCRI	\$ 96.53	
PAUL		HETU	CCRI	\$ 90.70	
CARL	A	TRONNI	CCRI	\$ 82.45	

**RETIRED REGISTERED NURSES WORKING AT A STATE-OPERATED FACILITY IN RI INCLUDING EMPLOYMENT AS A FACULTY MEMBER OF A NURSING  
PROGRAM AT A STATE-OPERATED COLLEGE OR UNIVERSITY (CALENDAR YEAR 2000)--REPORT DTD 07-10-2020**

<b>First Name</b>	<b>Initial</b>	<b>Last Name</b>	<b>Employer Code</b>	<b>Employer</b>	<b>Title/Function</b>	<b>Number of Days</b>	<b>Footnote</b>
LINDA		MASSE	2000	BHDDH--ZAMBARANO	PRNR	41.00	
DONNA	I	AMATO	2000	BHDDH	PRNR	11.50	
KEVIN	M	WILKS	2000	RIC	PRNR	8.00	

**TEACHER RETIREES AND NON-CERTIFIED RETIREES WORKING 2019-2020 SCHOOL YEAR**  
**PRSB--SUBSTITUTE AND IN A STATE SCHOOL SUB; PRAM--VACANCY; PRMS--MUNICIPAL IN A SCHOOL REPORT DTD 08-11-2020**

First Name	Initial	Last Name	Employer Code	Employer	Title/Function	Number of Days	Footnote
DEBORAH	A	MANCUSO	1281	Johnston School Dept.	PRSB	159.50	Return from Suspension--recoupment due to employer's adj. date of 90th day
BRIAN	R	BUCK	1321	Middletown Public Schools	PRSB	100.00	Recoupment from July 2020 pension
CAROLE	D	PECKHAM	1631	Woonsocket School Dept.	PRSB	92.00	Recoupment -- from April 2020 pension
CATHERINE		GIARD	1341	New Shoreham School Dist.	PRAM	91.50	Confirming with employer's data
CAROLYN	J	ROSEMAN	1281	Johnston School Dept.	PRSB	90.00	At limit
DIANNE	E	PERETTI	1401	Northern Rhode Island Collaborative	PRAM	90.00	At limit
ELIZABETH	A	REALE	1281	Johnston School Dept.	PRSB	90.00	Employer adjusted to half days
JAMES	J	KILEY	1091	Coventry Public Schools	PRSB	90.00	At limit
JANE		COTTER	1641	Highlander Charter School	PRAM	90.00	At limit
JEAN	K	PICANO	1281	Johnston School Dept.	PRSB	90.00	At limit
MARK		HAWK	1341	New Shoreham School Dist.	PRAM	90.00	At limit
PATRICK	J	MCMAHON	1331	Narragansett School Dept.	PRSB	90.00	At limit
DONNA	E	NASSA	1571	Warwick School Dept.	PRSB	89.50	Close to limit
ELEANOR		VANHOUWE	1631	Woonsocket School Dept.	PRSB	89.50	Close to limit
JUNE		MANGASSARIAN	1001	Barrington Public Schools	PRAM	89.50	Close to limit
MICHAEL	F	MURRAY	1471	Smithfield School Dept.	PRSB	89.50	Close to limit
KENNETH	L	PECKHAM	1631	Woonsocket School Dept.	PRSB	89.00	Close to limit
MARY	E	RATHBUN	1031	Burrillville School Dept.	PRSB	89.00	Close to limit
NANCY	J	BROWN	1281	Johnston School Dept.	PRSB	89.00	Close to limit
PAMELA	R	RINALDI	1091	Coventry Public Schools	PRAM	89.00	Close to limit
FRANCES		LANDRY	1691	Blackstone Academy Charter School, Inc.	PRAM	88.00	Close to limit
MARY		ASQUITH	1471	Smithfield School Dept.	PRSB	88.00	Close to limit
WANDA	V	MULLEN	1001	Barrington Public Schools	PRSB	88.00	Close to limit
KATHRYN		CROWLEY	1161	East Providence Schools	PRAM	86.50	Close to limit
MICHAEL	J	CONNOLLY	1411	Pawtucket School Dept.	PRAM	86.00	Close to limit
PATRICIA	M	WINTERS	1281	Johnston School Dept.	PRSB	84.00	Close to limit
RICHARD		ZAGRODNY	1631	Woonsocket School Dept.	PRSB	84.00	Close to limit
ROBERT	B	LEBLANC	1611	West Warwick School Dept.	PRSB	84.00	Close to limit
SUSAN		MCKEE	1641	Highlander Charter School	PRAM	84.00	Close to limit
KATHLEEN	L	SURIANI	1411	Pawtucket School Dept.	PRAM	83.50	Close to limit
KATHERINE		SIPALA	1421	Portsmouth School Dept.	PRAM	83.00	Close to limit
NANCY	R	RADCLIFFE	1111	Cranston School Dept.	PRSB	83.00	Close to limit
MICHAEL	L	CONVERY	1341	New Shoreham School Dist.	PRAM	81.50	Close to limit
STEVEN	B	KENNY	1091	Coventry Public Schools	PRSB	81.00	Close to limit
BRIAN	P	FLYNN	1571	Warwick School Dept.	PRSB	80.50	Close to limit
CATHERINE	E	FOX	1281	Johnston School Dept.	PRSB	80.50	Close to limit
JOSEPH	R	PIRRAGLIA	1281	Johnston School Dept.	PRSB	80.00	Close to limit
MICHAEL		TOPAZIO	1001	Barrington Public Schools	PRSB	80.00	Close to limit
DAVID	F	DESJARDINS	1781	South Side Elementary Charter School	PRSB	79.50	
GEORGIA		FORTUNATO	1401	Northern Rhode Island Collaborative	PRAM	79.00	
PATRICIA		DUBOIS	1211	Glocester School Dist.	PRAM	79.00	
ANN		BARRY	1411	Pawtucket School Dept.	PRSB	78.00	

**TEACHER RETIREES AND NON-CERTIFIED RETIREES WORKING 2019-2020 SCHOOL YEAR**  
**PRSB--SUBSTITUTE AND IN A STATE SCHOOL SUB; PRAM--VACANCY; PRMS--MUNICIPAL IN A SCHOOL REPORT DTD 08-11-2020**

First Name	Initial	Last Name	Employer Code	Employer	Title/Function	Number of Days	Footnote
FRANCIS		LALIBERTE	1411	Pawtucket School Dept.	PRAM	78.00	
MARIE	L	CASWELL	1611	West Warwick School Dept.	PRSB	78.00	
CESARE		MITRANO	1331	Narragansett School Dept.	PRSB	77.00	
CHRISTOPHER	D	ROBERTSON	1161	East Providence Schools	PRSB	77.00	
ELIZABETH		LESPERANCE	1411	Pawtucket School Dept.	PRSB	76.00	
MARY KATE		CORRY	1411	Pawtucket School Dept.	PRAM	76.00	
ROSLYN		BIRKE	1641	Highlander Charter School	PRAM	76.00	
CAROL		LANOIE	1631	Woonsocket School Dept.	PRSB	75.00	
MICHAEL	C	TRAFICANTE	1113	Cranston School Dept. (NC)	PRMS	75.00	Return from Suspension
NANCY	E	PHILLIPS	1631	Woonsocket School Dept.	PRAM	75.00	
ANNE	M	BOBOLA	1381	North Providence School Dept.	PRSB	73.50	
BETSY		MCNEIL	1031	Burrillville School Dept.	PRSB	73.00	
GISELE	M	HUMBLE	1611	West Warwick School Dept.	PRSB	73.00	
KAREN	K	ZUROMSKI	1111	Cranston School Dept.	PRSB	73.00	
VIRGINIA	R	DIMASI	1611	West Warwick School Dept.	PRSB	73.00	
ROY	A	COSTA JR	1571	Warwick School Dept.	PRAM	72.00	
SHELLEY	L	TRAGAR	1281	Johnston School Dept.	PRSB	72.00	
LORI	A	MILLER	1401	Northern Rhode Island Collaborative	PRAM	71.50	
BARBARA		KELLY	1411	Pawtucket School Dept.	PRSB	71.00	
BRUCE		BERMAN	1631	Woonsocket School Dept.	PRSB	71.00	
RICHARD	D	D'AGOSTINO	1411	Pawtucket School Dept.	PRSB	71.00	
SHARLEEN		CHRISTINA	1571	Warwick School Dept.	PRAM	71.00	
TERRENCE	J	MERKEL	1371	North Kingstown School Dept.	PRSB	71.00	
ELAINE	C	HAZZARD	1411	Pawtucket School Dept.	PRAM	69.50	
CAROL	L	ALFANO	1151	East Greenwich School Dept.	PRSB	69.00	
DONNA		TOBIN	1091	Coventry Public Schools	PRSB	69.00	
LORNA		O'CONNELL	1411	Pawtucket School Dept.	PRSB	68.00	
MARY	E	FARGNOLI-LEONE	1571	Warwick School Dept.	PRAM	68.00	
PAMELA	L	LAW	1071	Chariho Regional School Dist.	PRSB	68.00	
STEPHEN		COSTELLO	1331	Narragansett School Dept.	PRSB	68.00	
CHARLOTTE		TAVARES	1441	Providence School Dept.	PRAM	67.00	
STEVEN	R	KROUS	1111	Cranston School Dept.	PRSB	67.00	
ANNE		BOLDUC	1631	Woonsocket School Dept.	PRSB	66.50	
CHARLENE	J	CENTRACCHIO	1381	North Providence School Dept.	PRSB	66.00	
COLLEEN	A	CURIS	1631	Woonsocket School Dept.	PRSB	66.00	
DENNIS	T	RINALDI	1441	Providence School Dept.	PRAM	66.00	
MICHAEL		PETRARCA	1191	Foster School Dist.	PRAM	66.00	
SHEILA		MORGAN	1091	Coventry Public Schools	PRSB	65.50	
DEBRA		MILLER	1411	Pawtucket School Dept.	PRSB	65.00	
NANCY	K	SACCOIA	1471	Smithfield School Dept.	PRSB	65.00	
SALLY		GARABEDIAN	1441	Providence School Dept.	PRAM	65.00	
FRANK		PALLOTTA JR	1151	East Greenwich School Dept.	PRAM	64.00	
JUAN	A	RODRIGUEZ	1441	Providence School Dept.	PRAM	64.00	

**TEACHER RETIREES AND NON-CERTIFIED RETIREES WORKING 2019-2020 SCHOOL YEAR**  
**PRSB--SUBSTITUTE AND IN A STATE SCHOOL SUB; PRAM--VACANCY; PRMS--MUNICIPAL IN A SCHOOL REPORT DTD 08-11-2020**

First Name	Initial	Last Name	Employer Code	Employer	Title/Function	Number of Days	Footnote
LORI		DESIMONE	1381	North Providence School Dept.	PRSB	63.50	
BRUCE	J	WHITEHOUSE	1091	Coventry Public Schools	PRAM	61.50	
CAROLYN	C	LEPORE	1391	North Smithfield School Dept.	PRSB	61.00	
LINDA MARIE		LE PAGE	1531	Tiverton School Dept.	PRSB	61.00	
MARCIA	A	LINBACK	1123	Cumberland School Dept. (NC)	PRMS	61.00	
RALPH	A	MALAFRONTÉ	1061	Central Falls Collaborative	PRAM	61.00	
GARY	W	BEAUDOIN	1091	Coventry Public Schools	PRSB	60.50	
DEBORAH	A	ALMAGNO	1441	Providence School Dept.	PRAM	60.00	
GERALD	A	FOGEL	1441	Providence School Dept.	PRAM	60.00	
PAULA	M	MARNIK	1381	North Providence School Dept.	PRSB	59.00	
ANDY		BARNES	1631	Woonsocket School Dept.	PRSB	58.50	
RAYMOND	F	DOYLE	1611	West Warwick School Dept.	PRSB	58.50	
GUY	D	ALBA	1441	Providence School Dept.	PRAM	58.00	
MICHAEL	J	BENEDETTO	2000	State	PRAM	58.00	
REBECCA	J	HANDY	1611	West Warwick School Dept.	PRSB	58.00	
JOAN		RICCI	1151	East Greenwich School Dept.	PRSB	57.00	
LINDA	L	RUDDY	1413	Pawtucket School Dept. (NC)	PRMS	57.00	
MICHELLE	C	JAQUES	1031	Burrillville School Dept.	PRSB	57.00	
RENEE	A	LIZOTTE	1111	Cranston School Dept.	PRSB	57.00	
PERLA		MCGUINNESS	1441	Providence School Dept.	PRAM	56.50	
ANITA	T	LEMOS	1111	Cranston School Dept.	PRSB	56.00	
AUGUSTO	C	SANTANA	1441	Providence School Dept.	PRAM	56.00	
LINDA		COLVIN	1031	Burrillville School Dept.	PRSB	56.00	
LISA	F	SCHMITZ	1071	Chariho Regional School Dist.	PRAM	56.00	
GERARD	J	NARKIEWICZ	1091	Coventry Public Schools	PRSB	55.00	
PATRICIA	E	ANGILLY	1571	Warwick School Dept.	PRSB	55.00	
HELEN		SISCO	1471	Smithfield School Dept.	PRSB	54.50	
CAROL	A	MITOLA	1391	North Smithfield School Dept.	PRSB	54.00	Return from Suspension
MICHAEL	J	ALLEN	1301	Lincoln School Dept.	PRSB	54.00	
RICHARD	F	KINSLOW	1411	Pawtucket School Dept.	PRAM	54.00	
KAREN	A	KING	1191	Foster School Dist.	PRSB	53.50	
NANCY	L	GAGLIARDI	1411	Pawtucket School Dept.	PRSB	53.50	
CARL	F	CHIULLI	1631	Woonsocket School Dept.	PRAM	53.00	
JANICE		HALLAL	1403	Northern Rhode Island Collaborative (NC)	PRMS	53.00	
LINDA		MARTIN	1321	Middletown Public Schools	PRAM	53.00	
DEBRA	L	MORIARTY	1121	Cumberland School Dept.	PRSB	52.50	
ROBERT	J	LECHMAN	1473	Smithfield School Dept. (NC)	PRMS	52.50	
JO ANN	M	FEDE	1281	Johnston School Dept.	PRSB	52.00	
JUDITH ANN		ANTONIO	1161	East Providence Schools	PRSB	52.00	
LINDA	A	TERRANOVA	1621	Westerly School Dept.	PRSB	52.00	
SUSAN	S	EVANS	1373	North Kingstown School Dept. (NC)	PRMS	51.50	
JAMES	M	PARENTE	1471	Smithfield School Dept.	PRSB	51.00	
LISA	E	ALLEN	1073	Chariho Regional School Dist. (NC)	PRMS	51.00	



**TEACHER RETIREES AND NON-CERTIFIED RETIREES WORKING 2019-2020 SCHOOL YEAR**  
**PRSB--SUBSTITUTE AND IN A STATE SCHOOL SUB; PRAM--VACANCY; PRMS--MUNICIPAL IN A SCHOOL REPORT DTD 08-11-2020**

First Name	Initial	Last Name	Employer Code	Employer	Title/Function	Number of Days	Footnote
PAUL	C	MELARAGNO	1631	Woonsocket School Dept.	PRAM	51.00	
THOMAS	P	MONTAQUILA	1441	Providence School Dept.	PRAM	51.00	
EILEEN	A	MULLANEY	1441	Providence School Dept.	PRAM	50.00	
LINDSEY		WELLS	1441	Providence School Dept.	PRAM	50.00	
BRUCE	C	WELLER	1151	East Greenwich School Dept.	PRSB	49.00	
TERRIE	A	SILVA-LEONI	1391	North Smithfield School Dept.	PRSB	49.00	
KATHLEEN	D	HUDSON	1091	Coventry Public Schools	PRSB	48.50	
DONNA		LANGTON	1411	Pawtucket School Dept.	PRSB	48.00	
DOROTHY		MURRAY	1031	Burrillville School Dept.	PRAM	48.00	
PATRICIA	A	WILLIAMS	1111	Cranston School Dept.	PRSB	48.00	
STEPHEN	M	MCCARTY	1491	South Kingstown School Dept.	PRSB	48.00	
MARY	L	CORREIA	1421	Portsmouth School Dept.	PRSB	47.00	
MICHAEL		JAMES	1491	South Kingstown School Dept.	PRSB	47.00	
SANDRA	G	LEWIS	1441	Providence School Dept.	PRAM	47.00	
ANTHONY		DELSIGNORE	1111	Cranston School Dept.	PRSB	46.50	
THERESA	A	HAWKINS	1373	North Kingstown School Dept. (NC)	PRMS	46.50	
DIANE	M	FARREN	1571	Warwick School Dept.	PRSB	46.00	
MARK		PETRELLA	1111	Cranston School Dept.	PRAM	46.00	Accidental Disability
MARY	C	LOMBARDO	1441	Providence School Dept.	PRAM	46.00	
PAULEEN	M	SLATER	1401	Northern Rhode Island Collaborative	PRSB	46.00	
LAURENT		DESROSIER	1301	Lincoln School Dept.	PRSB	45.50	
BEVERLY		KENNEY	1071	Chariho Regional School Dist.	PRSB	45.00	
STEPHEN		KANE	1441	Providence School Dept.	PRAM	45.00	
SUSAN	A	ERNO	1441	Providence School Dept.	PRAM	45.00	
STEVEN	A	ENRIGHT	1371	North Kingstown School Dept.	PRSB	44.50	
CAMILLE	A	PEZZI	1441	Providence School Dept.	PRAM	44.00	
PEARL		HOLLOWAY	1441	Providence School Dept.	PRAM	44.00	
JANE	P	NOBREGA	1001	Barrington Public Schools	PRSB	43.50	
MICHELLE		GAUTREAU	1631	Woonsocket School Dept.	PRSB	43.50	
ALISE	L	RAMOS	1163	East Providence Schools (NC)	PRMS	43.00	
ARLENE	A	NAPPA	1571	Warwick School Dept.	PRSB	43.00	
BARBARA		MCARDLE	1441	Providence School Dept.	PRAM	43.00	
LINDA	M	IANNETTA	1121	Cumberland School Dept.	PRSB	43.00	
LISA	D	MACCHIONI	1441	Providence School Dept.	PRAM	43.00	
NANCY		SOUZA	1421	Portsmouth School Dept.	PRSB	43.00	
OLGA		GARIEPY	1631	Woonsocket School Dept.	PRSB	43.00	
BARBARA		RIX	1001	Barrington Public Schools	PRSB	42.50	
DONNA	H	CARREIRO	1001	Barrington Public Schools	PRAM	42.50	
CAROLYN	M	PELZMAN	1471	Smithfield School Dept.	PRSB	42.00	
CLAUDIA		VIEIRA	1411	Pawtucket School Dept.	PRSB	42.00	
DIANE	M	DESIMONE	1441	Providence School Dept.	PRAM	42.00	
EILEEN		AFONSO	1441	Providence School Dept.	PRAM	42.00	
GIUSEPPE		DISERIO	1473	Smithfield School Dept. (NC)	PRMS	42.00	

**TEACHER RETIREES AND NON-CERTIFIED RETIREES WORKING 2019-2020 SCHOOL YEAR**  
**PRSB--SUBSTITUTE AND IN A STATE SCHOOL SUB; PRAM--VACANCY; PRMS--MUNICIPAL IN A SCHOOL REPORT DTD 08-11-2020**

First Name	Initial	Last Name	Employer Code	Employer	Title/Function	Number of Days	Footnote
HELEN	A	D ANDREA	1441	Providence School Dept.	PRAM	42.00	
LARRY	W	DAVIDSON	1071	Chariho Regional School Dist.	PRSB	42.00	
ZITA		BUTLER	1411	Pawtucket School Dept.	PRSB	42.00	
MARYELLEN		PIERCE	1373	North Kingstown School Dept. (NC)	PRMS	41.50	
NANCY	A	GAGE	1151	East Greenwich School Dept.	PRSB	41.50	
JOHN	E	LAWRENCE	1471	Smithfield School Dept.	PRSB	41.00	
LAURIE	A	MAGNETTE	1441	Providence School Dept.	PRAM	41.00	
NICOLETTE		CIANO	1441	Providence School Dept.	PRAM	41.00	
WILLIAM	J	PARE	1441	Providence School Dept.	PRAM	41.00	
JOHN	A	ABBATE	1033	Burrillville School Dept. (NC)	PRMS	40.50	
RAYMOND		PITA	1411	Pawtucket School Dept.	PRSB	40.50	
BARBARA		HALZEL	1441	Providence School Dept.	PRAM	40.00	
ERIN		RATH	1281	Johnston School Dept.	PRSB	40.00	
MARILYN	A	LADD	1373	North Kingstown School Dept. (NC)	PRMS	40.00	
MAUREEN	A	PINKSAW	1441	Providence School Dept.	PRAM	40.00	
PHYLLIS	R	OELBAUM	1441	Providence School Dept.	PRAM	40.00	
ANN	M	FAGAN	1353	Newport School Dept. (NC)	PRMS	39.50	
CHERYL	L	CAMARA	1161	East Providence Schools	PRSB	39.50	
PAMELA	J	YOUNG	1121	Cumberland School Dept.	PRSB	39.50	
FRANCES	E	ZISSERSON	1113	Cranston School Dept. (NC)	PRMS	39.00	Return from Suspension
JAMES	E	HAWORTH	1111	Cranston School Dept.	PRSB	39.00	
LORETTA	M	CARNES	1631	Woonsocket School Dept.	PRAM	39.00	
PHILIP	W	KERSHAW	1611	West Warwick School Dept.	PRSB	39.00	
DAVID		SOUZA	1163	East Providence Schools (NC)	PRMS	38.00	
LINDA	M	IANNETTA	1121	Cumberland School Dept.	PRAM	38.00	
LYNN	M	REYNOLDS	1323	Middletown Public Schools (NC)	PRMS	38.00	
RUSSELL	D	NOBLE	1001	Barrington Public Schools	PRSB	37.50	
GERALDINE	L	BURGESS	1631	Woonsocket School Dept.	PRSB	37.00	
MARIA	G	JONES	1621	Westerly School Dept.	PRSB	37.00	
SUZANNE	P	TELLIER	1121	Cumberland School Dept.	PRSB	37.00	
CLARE	F	ACCARDI	1001	Barrington Public Schools	PRSB	36.50	
DONALD	P	FAELLA	1121	Cumberland School Dept.	PRSB	36.50	
CHERYL	S	SACHS	1111	Cranston School Dept.	PRSB	36.00	
CLAUDE	M	WATSKY	1491	South Kingstown School Dept.	PRSB	36.00	
CYNTHIA		NEDWIDEK	1621	Westerly School Dept.	PRSB	36.00	
DEBORAH	D	MELLION	1631	Woonsocket School Dept.	PRSB	36.00	
DEBRA		MCCLELLAND	1411	Pawtucket School Dept.	PRSB	36.00	
JANICE	E	DEFRANCES	1781	South Side Elementary Charter School	PRAM	36.00	
KATHLEEN	M	COOK	1631	Woonsocket School Dept.	PRAM	36.00	
THELMA	E	BURBANK	1411	Pawtucket School Dept.	PRSB	36.00	
BETTY	A	NADROWSKI	1091	Coventry Public Schools	PRSB	35.50	
ANN		JANKOWSKI	1421	Portsmouth School Dept.	PRAM	35.00	
AUDREY		GUTTIN	1111	Cranston School Dept.	PRSB	35.00	

**TEACHER RETIREES AND NON-CERTIFIED RETIREES WORKING 2019-2020 SCHOOL YEAR**  
**PRSB--SUBSTITUTE AND IN A STATE SCHOOL SUB; PRAM--VACANCY; PRMS--MUNICIPAL IN A SCHOOL REPORT DTD 08-11-2020**

First Name	Initial	Last Name	Employer Code	Employer	Title/Function	Number of Days	Footnote
BRUCE	J	MACKSOD	1381	North Providence School Dept.	PRSB	35.00	
CORINNE	B	TATE	1441	Providence School Dept.	PRAM	35.00	
NANCY	A	GAGE	1031	Burrillville School Dept.	PRSB	35.00	
SUZANNE	E	BETTENCOURT	1091	Coventry Public Schools	PRSB	35.00	
SUSAN		DOBOSZYNSKI	1331	Narragansett School Dept.	PRSB	34.50	
ELIZABETH		KEEGAN	1301	Lincoln School Dept.	PRSB	34.00	
ELIZABETH	A	CLESAS	1441	Providence School Dept.	PRAM	34.00	
ELLEN	L	VERMETTE	1411	Pawtucket School Dept.	PRSB	34.00	
JONATHAN	A	MURRAY	1071	Chariho Regional School Dist.	PRSB	34.00	
LORY	I	FITZGERALD	1441	Providence School Dept.	PRAM	34.00	
LYNNE	I	EDMONDS	1441	Providence School Dept.	PRAM	34.00	
MARYBETH		CZERNICKI	1441	Providence School Dept.	PRAM	34.00	
RAFAEL	E	LUNA	1441	Providence School Dept.	PRAM	34.00	
RICHARD		BERNARDO	1531	Tiverton School Dept.	PRSB	34.00	
JOHN	T	CANOLE	1341	New Shoreham School Dist.	PRAM	33.50	
CELESTE	M	POTTER	1473	Smithfield School Dept. (NC)	PRMS	33.00	
EILEEN	A	DRURY	1031	Burrillville School Dept.	PRSB	33.00	
DOMENIC	N	MARCONE	1371	North Kingstown School Dept.	PRSB	32.00	
LINDA	A	BEVILAQUA	1571	Warwick School Dept.	PRSB	32.00	
MARY LOUISE		MASSON	1491	South Kingstown School Dept.	PRSB	32.00	
MAUREEN	A	DEL SESTO	1381	North Providence School Dept.	PRSB	32.00	
DIANE	C	GUAY	1031	Burrillville School Dept.	PRSB	31.50	
FRANCINE	S	MARZILLI	1571	Warwick School Dept.	PRSB	31.50	
LISA	A	PETERSON	1301	Lincoln School Dept.	PRSB	31.50	
MICHAEL	A	YATES	1323	Middletown Public Schools (NC)	PRMS	31.50	
PETER		MOREAU	1301	Lincoln School Dept.	PRSB	31.50	
BEVERLY	B	TINKHAM	1211	Glocester School Dist.	PRSB	31.00	
CAROL	A	MITOLA	1391	North Smithfield School Dept.	PRAM	31.00	Return from Suspension
ELGERINE		ROBERTS	1441	Providence School Dept.	PRAM	31.00	
KATHLEEN		MELLOR	1281	Johnston School Dept.	PRSB	31.00	
LINDA		SILVA	1301	Lincoln School Dept.	PRSB	31.00	
MARIE	F	LUPINO	1111	Cranston School Dept.	PRSB	31.00	
THERESA	M	TAYLOR	1151	East Greenwich School Dept.	PRSB	31.00	
CAROL	A	SHEA	1161	East Providence Schools	PRSB	30.50	
BRENDA		MACLEAN	1611	West Warwick School Dept.	PRSB	30.00	
CHRISTINE		MATHIEU	1441	Providence School Dept.	PRAM	30.00	
DOROTHY	J	KUPITZ	1441	Providence School Dept.	PRAM	30.00	
JAMES	E	MURANO	1371	North Kingstown School Dept.	PRSB	30.00	
JOSE	D	FERMIN	1441	Providence School Dept.	PRAM	30.00	
JUDITH		GUGEL	1411	Pawtucket School Dept.	PRSB	30.00	
KATHLEEN	A	WALSH	1571	Warwick School Dept.	PRSB	30.00	
KATHLEEN	G	RIOUX	1531	Tiverton School Dept.	PRSB	30.00	
KATHLEEN	P	BROWNING	1621	Westerly School Dept.	PRSB	30.00	

**TEACHER RETIREES AND NON-CERTIFIED RETIREES WORKING 2019-2020 SCHOOL YEAR**  
**PRSB--SUBSTITUTE AND IN A STATE SCHOOL SUB; PRAM--VACANCY; PRMS--MUNICIPAL IN A SCHOOL REPORT DTD 08-11-2020**

First Name	Initial	Last Name	Employer Code	Employer	Title/Function	Number of Days	Footnote
MARY	K	GREENAN	1491	South Kingstown School Dept.	PRSB	30.00	
ROSEMARIE		CABRAL	1471	Smithfield School Dept.	PRSB	30.00	
CAROL	A	MARGINSON	1571	Warwick School Dept.	PRAM	29.50	
ANNE	D	MANTIA	1111	Cranston School Dept.	PRSB	29.00	
CLAUDIA	A	CARR	1121	Cumberland School Dept.	PRSB	29.00	
DEBORAH	A	JONES	1121	Cumberland School Dept.	PRSB	29.00	
DENNIS	N	TROPEA	1111	Cranston School Dept.	PRSB	29.00	
FERDINAND		RODRIGUEZ-VEGA	1441	Providence School Dept.	PRAM	29.00	
FRANK	C	PICCIRILLI	1441	Providence School Dept.	PRAM	29.00	
JOAO	A	DOROSARIO	1441	Providence School Dept.	PRAM	29.00	
KAREN	C	PURTILL	1181	Exeter/West Greenwich Reg. Schools	PRSB	29.00	
MARY	B	CULLEN	1441	Providence School Dept.	PRAM	29.00	
RALPH		ORLECK	1441	Providence School Dept.	PRAM	29.00	
MARILYN		PERRY	1161	East Providence Schools	PRSB	28.50	
MAUREEN		DE CRESCENZO	1751	RI NURSES INSTITUTE	PRAM	28.50	
ANNE	M	DIAMOND	1441	Providence School Dept.	PRAM	28.00	
ELAINE	A	HOULE	1571	Warwick School Dept.	PRSB	28.00	
FRANK	G	RICCI	1571	Warwick School Dept.	PRSB	28.00	
JEANMARIE		MANNI	1111	Cranston School Dept.	PRSB	28.00	
JOSEPH		CROWLEY	1533	Tiverton School Dept. (NC)	PRMS	28.00	
KENNETH	C	PERRY	1441	Providence School Dept.	PRAM	28.00	
LUCY	E	LAMBOY	1441	Providence School Dept.	PRAM	28.00	
SANDRA	H	WYTRWAL	1121	Cumberland School Dept.	PRSB	28.00	
JUDITH	A	CALABRETTA	1321	Middletown Public Schools	PRSB	27.50	
LINDA		BUTERA NOBLE	1441	Providence School Dept.	PRAM	27.00	
RODOLFO		VARGAS	1441	Providence School Dept.	PRAM	27.00	
THERESA SMITH		DORRY	1631	Woonsocket School Dept.	PRSB	27.00	
LISA	J	TUTAJ-HARPIN	1031	Burrillville School Dept.	PRAM	26.50	
ANN		SAN ANTONIO	1441	Providence School Dept.	PRAM	26.00	
CHRISTINE	L	WEBB	1331	Narragansett School Dept.	PRSB	26.00	
EDWARD	J	FERRARIO	1371	North Kingstown School Dept.	PRSB	26.00	
FRANCIS	C	MCCARTIN	1411	Pawtucket School Dept.	PRSB	26.00	
GEORGE		MCFADDEN	1441	Providence School Dept.	PRAM	26.00	
MARTHA	D	TAYLOR	1283	Johnston School Dept. (NC)	PRMS	26.00	
PATRICIA	L	DIONNE	1161	East Providence Schools	PRSB	26.00	
SUSAN		YESSIAN	1111	Cranston School Dept.	PRSB	26.00	
JOHN	E	LALLI	1421	Portsmouth School Dept.	PRAM	25.50	
ANGELO		NERI	1441	Providence School Dept.	PRAM	25.00	
CAROLYN	H	PERKINS	1071	Chariho Regional School Dist.	PRSB	25.00	
COLLEEN	M	VORRO	1571	Warwick School Dept.	PRSB	25.00	
JAMES	R	GAMBARDELLA	1441	Providence School Dept.	PRAM	25.00	
KATHRYN		MANSFIELD	1631	Woonsocket School Dept.	PRSB	25.00	
KATHY		DIAS	1441	Providence School Dept.	PRAM	25.00	

**TEACHER RETIREES AND NON-CERTIFIED RETIREES WORKING 2019-2020 SCHOOL YEAR**  
**PRSB--SUBSTITUTE AND IN A STATE SCHOOL SUB; PRAM--VACANCY; PRMS--MUNICIPAL IN A SCHOOL REPORT DTD 08-11-2020**

First Name	Initial	Last Name	Employer Code	Employer	Title/Function	Number of Days	Footnote
LINDA	J	LICKER	1111	Cranston School Dept.	PRSB	25.00	
MARGARET	E	GALLAGHER-ELMER	1301	Lincoln School Dept.	PRSB	25.00	
FRANK		PALLOTTA JR	1151	East Greenwich School Dept.	PRSB	24.50	Return from Suspension
PAMELA	R	ALEXANDER	1321	Middletown Public Schools	PRSB	24.50	
CATHLEEN	A	MONROE	1113	Cranston School Dept. (NC)	PRMS	24.00	
ELIZABETH	S	STONER	1001	Barrington Public Schools	PRSB	24.00	
JOHN	A	EGAN	1631	Woonsocket School Dept.	PRSB	24.00	
MARIA	J	MANSELLA	1031	Burrillville School Dept.	PRAM	24.00	
MARJORIE	C	HUGHES	1151	East Greenwich School Dept.	PRSB	24.00	
PAULA	J	LAMARCHE	1571	Warwick School Dept.	PRSB	24.00	
RONALD	L	JOHNSTON	1061	Central Falls Collaborative	PRAM	24.00	
HAROLD	J	SMITH	2000	State	PRSB	23.50	
JUDITH	K	MCANDREW	1621	Westerly School Dept.	PRSB	23.50	
LISA	A	ROSE	1161	East Providence Schools	PRSB	23.50	
LYNN		DOUGHERTY	1491	South Kingstown School Dept.	PRAM	23.50	
PAUL	W	VIGEANT	1731	The Greene School	PRAM	23.50	
BRUCE	S	EVJE	1611	West Warwick School Dept.	PRSB	23.00	
CANDACE	A	MCCALL	1441	Providence School Dept.	PRAM	23.00	
CARMEN	M	ROBICHAUD	1441	Providence School Dept.	PRAM	23.00	
DAVID	A	SWEET	1031	Burrillville School Dept.	PRAM	23.00	
SHEILA	S	DEASCENTIS	1353	Newport School Dept. (NC)	PRMS	23.00	
STEPHEN	P	KIRBY	1571	Warwick School Dept.	PRSB	23.00	
VIOLETTE		FALK	1441	Providence School Dept.	PRAM	23.00	
JOYCE		WACKS	1411	Pawtucket School Dept.	PRSB	22.50	
ANITA		GRIST	1213	Glocester School Dist. (NC)	PRMS	22.00	
ANTHONY	J	TUTALO	1441	Providence School Dept.	PRAM	22.00	
GAYLE	J	DENELLE	1491	South Kingstown School Dept.	PRSB	22.00	
LINDA	M	SULLIVAN	2010	Department of Corrections	PRSB	22.00	
SALLY	A	QUINN	1471	Smithfield School Dept.	PRSB	22.00	
PATRICIA		REALI	1611	West Warwick School Dept.	PRSB	21.50	
CAROL	R	KEEGAN	1211	Glocester School Dist.	PRSB	21.00	
CLAUDIA		BARRETT	1441	Providence School Dept.	PRAM	21.00	
DIANNE	M	RENZI	1441	Providence School Dept.	PRAM	21.00	
LORI		RATHBONE	1071	Chariho Regional School Dist.	PRSB	21.00	
MARIO	E	PAPITTO	1063	Central Falls School Dist. (NC)	PRMS	21.00	
MARY ANN		ANTHONY	1611	West Warwick School Dept.	PRSB	21.00	
PATRICIA	I	RAYCES	1441	Providence School Dept.	PRAM	21.00	
THOMAS	A	GENTILE	1441	Providence School Dept.	PRAM	21.00	
WILLIAM		HODGE	1491	South Kingstown School Dept.	PRSB	21.00	
SANTIAGO		ALMANZAR	1441	Providence School Dept.	PRAM	20.50	
SUSAN	L	PRIGNANO	1091	Coventry Public Schools	PRSB	20.50	
KAREN	L	SEITLER	1371	North Kingstown School Dept.	PRSB	20.00	
LINDA	D	ACTON	1373	North Kingstown School Dept. (NC)	PRMS	20.00	

**TEACHER RETIREES AND NON-CERTIFIED RETIREES WORKING 2019-2020 SCHOOL YEAR**  
**PRSB--SUBSTITUTE AND IN A STATE SCHOOL SUB; PRAM--VACANCY; PRMS--MUNICIPAL IN A SCHOOL REPORT DTD 08-11-2020**

First Name	Initial	Last Name	Employer Code	Employer	Title/Function	Number of Days	Footnote
MARY	E	RICHARDS	1471	Smithfield School Dept.	PRSB	20.00	
MICHELLE	M	DAVID	1113	Cranston School Dept. (NC)	PRMS	20.00	
THOMAS	R	HINES	1471	Smithfield School Dept.	PRSB	20.00	
DIANE	S	PAYSON	1123	Cumberland School Dept. (NC)	PRMS	19.50	
MARILYN		WHITTET	1691	Blackstone Academy Charter School, Inc.	PRAM	19.50	
BARBARA	F	PENZA	1571	Warwick School Dept.	PRSB	19.00	
CAROL	K	BATCHELDER	1331	Narragansett School Dept.	PRSB	19.00	
JAMES	E	MURANO	1491	South Kingstown School Dept.	PRAM	19.00	
MARCELLA	O	WEINBERG	1441	Providence School Dept.	PRAM	19.00	
RONALD	F	MARA	1441	Providence School Dept.	PRAM	19.00	
SHARLEEN		CHRISTINA	1571	Warwick School Dept.	PRSB	19.00	
CHERYL	C	BLUMENBAUM	1331	Narragansett School Dept.	PRSB	18.50	
JANET	J	D'ALESSANDRE	1301	Lincoln School Dept.	PRSB	18.50	
JANICE	E	ABRAHAM	1091	Coventry Public Schools	PRSB	18.50	
ANNE	N	COLANNINO	1441	Providence School Dept.	PRAM	18.00	
CAROLE	M	DONAHUE	1001	Barrington Public Schools	PRSB	18.00	
JANET	M	SNYDER	1151	East Greenwich School Dept.	PRSB	18.00	
LINDA	D	ACTON	1371	North Kingstown School Dept.	PRSB	18.00	
MAUREEN	F	LECLAIR	1091	Coventry Public Schools	PRSB	18.00	
REBECCA		JOHNSON	1491	South Kingstown School Dept.	PRSB	18.00	
STEPHEN	A	IANNOTTI	1441	Providence School Dept.	PRAM	18.00	
SUSAN		VERRECCHIA	1441	Providence School Dept.	PRAM	18.00	
ARTHUR		ENTWISTLE	1033	Burrillville School Dept. (NC)	PRMS	17.00	
JOHANNA	L	CADORET	1321	Middletown Public Schools	PRSB	17.00	
LOUIS	D	GERBI	1001	Barrington Public Schools	PRSB	17.00	
MARIA		BRADFIELD	1353	Newport School Dept. (NC)	PRMS	17.00	
PATRICIA		RIBEIRO	1611	West Warwick School Dept.	PRSB	17.00	
PATRICIA	E	WINIARSKI	1411	Pawtucket School Dept.	PRSB	17.00	
GERALDINE	L	GIROUX	1611	West Warwick School Dept.	PRSB	16.50	
BARBARA		KEEGAN	1373	North Kingstown School Dept. (NC)	PRMS	16.00	
JAMES	E	MURANO	1491	South Kingstown School Dept.	PRSB	16.00	
MARY	L	CORREIA	1421	Portsmouth School Dept.	PRAM	16.00	
MARY LOU		RIKER	1371	North Kingstown School Dept.	PRSB	16.00	
NANCY	A	FISCHER	1071	Chariho Regional School Dist.	PRSB	16.00	
PAULINE	A	SILVA	1571	Warwick School Dept.	PRSB	16.00	
STEVEN		COHEN	1441	Providence School Dept.	PRAM	16.00	
BARBARA	A	RING	1351	Newport School Dept.	PRSB	15.50	
BARRY	L	LIAL	1441	Providence School Dept.	PRAM	15.00	
CAROL	A	MARGINSON	1571	Warwick School Dept.	PRSB	15.00	
CYNTHIA	A	DINOBILE	1471	Smithfield School Dept.	PRSB	15.00	
DONNA	M	MEIZOSO	1471	Smithfield School Dept.	PRSB	15.00	
JOHN	E	LALLI	1371	North Kingstown School Dept.	PRSB	15.00	
JOHN	L	MCKENNA	1381	North Providence School Dept.	PRSB	15.00	

**TEACHER RETIREES AND NON-CERTIFIED RETIREES WORKING 2019-2020 SCHOOL YEAR**  
**PRSB--SUBSTITUTE AND IN A STATE SCHOOL SUB; PRAM--VACANCY; PRMS--MUNICIPAL IN A SCHOOL REPORT DTD 08-11-2020**

First Name	Initial	Last Name	Employer Code	Employer	Title/Function	Number of Days	Footnote
LORI		DUBUC	1331	Narragansett School Dept.	PRSB	15.00	
MARY LOU		RIKER	1281	Johnston School Dept.	PRSB	15.00	
MURKJE		DEKOE	1441	Providence School Dept.	PRAM	15.00	
NANCY		TOBIN	1441	Providence School Dept.	PRAM	15.00	Failed to wait 45 days to start PRE (11 days adj.)
RUSSELL	E	SPENCER	1153	East Greenwich School Dist. (NC)	PRMS	15.00	
DONNA	A	KENYON	2010	Department of Corrections	PRSB	14.50	
KATHLEEN		LARSON	1091	Coventry Public Schools	PRSB	14.50	
LAURA		BARRETO	1413	Pawtucket School Dept. (NC)	PRMS	14.50	
SHIRLEY-ANN		HALL	1091	Coventry Public Schools	PRSB	14.50	
ANNE	M	BOBOLA	1381	North Providence School Dept.	PRAM	14.00	
CAROL		VESCERA	1411	Pawtucket School Dept.	PRSB	14.00	
LINDA	R	ST OURS	1151	East Greenwich School Dept.	PRSB	14.00	
MARILYN	F	MOSKOL	1351	Newport School Dept.	PRSB	14.00	
PETER	M	BASILIERE	1441	Providence School Dept.	PRAM	14.00	
ROXANNE	M	GORDON	1411	Pawtucket School Dept.	PRSB	14.00	
SHANNON		CONTI	1473	Smithfield School Dept. (NC)	PRMS	14.00	
CLAUDE	M	WATSKY	1331	Narragansett School Dept.	PRSB	13.50	
MARSHA	L	GUTIERREZ	1373	North Kingstown School Dept. (NC)	PRMS	13.50	
CHRISTINE	A	GEISELMAN	1411	Pawtucket School Dept.	PRSB	13.00	
DAVID		CAPUANO	1111	Cranston School Dept.	PRSB	13.00	
JANE		BATES	1493	South Kingstown School Dept. (NC)	PRMS	13.00	
MARLENE		SILVESTRI	1413	Pawtucket School Dept. (NC)	PRMS	12.50	
SUSAN	J	PRENTISS	1633	Woonsocket School Dept. (NC)	PRMS	12.50	
ALFONSO	G	DIGREGORIO	1441	Providence School Dept.	PRAM	12.00	
CAROL	A	BOTELHO	1161	East Providence Schools	PRSB	12.00	
FERN	J	ROULEAU	1441	Providence School Dept.	PRAM	12.00	
JANET		TARPEY	1411	Pawtucket School Dept.	PRSB	12.00	
JOYCE	P	FINLEY	1381	North Providence School Dept.	PRSB	12.00	
LARRY	W	DAVIDSON	1621	Westerly School Dept.	PRSB	12.00	
LAURA	J	PELLEGRINO	1621	Westerly School Dept.	PRSB	12.00	
LAUREN	E	PLANTE	1411	Pawtucket School Dept.	PRSB	12.00	
MARGARET	E	GALLAGHER-ELMER	1301	Lincoln School Dept.	PRAM	12.00	
MICHELLE		NATALIZIA	1441	Providence School Dept.	PRAM	12.00	
VALERIE	L	DILIBERO	1181	Exeter/West Greenwich Reg. Schools	PRSB	12.00	
JOANNE	K	DOYLE	1151	East Greenwich School Dept.	PRSB	11.50	
CAROL		BLISS	1441	Providence School Dept.	PRAM	11.00	
JOHN		JASIONOWSKI	1413	Pawtucket School Dept. (NC)	PRMS	11.00	
KATHLEEN	F	BENNETT	1151	East Greenwich School Dept.	PRSB	11.00	
MARILYN	M	BUCHANAN	1281	Johnston School Dept.	PRSB	11.00	
MARY JANE		ESTRELLA	1161	East Providence Schools	PRSB	11.00	
PATRICIA	A	HART	1151	East Greenwich School Dept.	PRSB	11.00	
PATRICIA	M	MACE	1353	Newport School Dept. (NC)	PRMS	11.00	
STEPHEN	C	PONTE	1321	Middletown Public Schools	PRSB	11.00	

**TEACHER RETIREES AND NON-CERTIFIED RETIREES WORKING 2019-2020 SCHOOL YEAR**  
**PRSB--SUBSTITUTE AND IN A STATE SCHOOL SUB; PRAM--VACANCY; PRMS--MUNICIPAL IN A SCHOOL REPORT DTD 08-11-2020**

First Name	Initial	Last Name	Employer Code	Employer	Title/Function	Number of Days	Footnote
VALERIE	L	DILIBERO	1441	Providence School Dept.	PRAM	11.00	
ARLENE		MCVEIGH	1441	Providence School Dept.	PRAM	10.50	
JANICE	L	MOWRY	1371	North Kingstown School Dept.	PRSB	10.50	
ALISE	L	RAMOS	1161	East Providence Schools	PRSB	10.00	
BEVERLY	A	DEWARE	1441	Providence School Dept.	PRAM	10.00	
CATHERINE	L	SCAMPOLI	1111	Cranston School Dept.	PRSB	10.00	
CHARLES		GRAY JR	1621	Westerly School Dept.	PRSB	10.00	
ELAINE	A	ALMAGNO	1441	Providence School Dept.	PRAM	10.00	
KATHLEEN	F	UPDEGROVE	1421	Portsmouth School Dept.	PRAM	10.00	
LAURENT		DESROSIERS	1301	Lincoln School Dept.	PRAM	10.00	
SABINA	M	REI	1061	Central Falls Collaborative	PRAM	10.00	
THELMA	E	BURBANK	1471	Smithfield School Dept.	PRSB	10.00	
JOSEPH		CROWLEY	1531	Tiverton School Dept.	PRAM	9.50	
MARIA	M	DUARTE	1161	East Providence Schools	PRSB	9.50	
SARAH	S	GOLDBERG	1471	Smithfield School Dept.	PRSB	9.50	
THOMAS	V	STEPKA	1121	Cumberland School Dept.	PRSB	9.50	
BERYL		JOHNSTON	1331	Narragansett School Dept.	PRSB	9.00	
DEBORAH	A	LOCKWOOD	1441	Providence School Dept.	PRAM	9.00	
JO ANN	A	CONWAY	1031	Burrillville School Dept.	PRSB	9.00	
LINDA		SILVA	1301	Lincoln School Dept.	PRAM	9.00	
NANCY	P	MCGOVERN	1111	Cranston School Dept.	PRSB	9.00	
FRANK		KENDRA	1631	Woonsocket School Dept.	PRSB	8.50	
KATHLEEN	F	UPDEGROVE	1351	Newport School Dept.	PRSB	8.50	
KATHRYN	F	NOLETT	1471	Smithfield School Dept.	PRSB	8.50	
LORI		DESIMONE	1381	North Providence School Dept.	PRAM	8.50	
MARGARET	G	HARRIS	1091	Coventry Public Schools	PRSB	8.50	
MICHAEL		FRANCO	1611	West Warwick School Dept.	PRSB	8.50	
SHIRLEY		ST. AMAND	1091	Coventry Public Schools	PRSB	8.50	
BRUCE	J	WHITEHOUSE	1091	Coventry Public Schools	PRSB	8.00	
DEBORAH		BOLTON	1411	Pawtucket School Dept.	PRSB	8.00	
DEBORAH	J	COTE	1471	Smithfield School Dept.	PRSB	8.00	
DEBORAH	P	BRITTON	1371	North Kingstown School Dept.	PRSB	8.00	
JOSEPH		CROWLEY	1381	North Providence School Dept.	PRAM	8.00	
MARK		BUTLER	1493	South Kingstown School Dept. (NC)	PRMS	8.00	
PAULA		SOULER	1091	Coventry Public Schools	PRSB	8.00	
PAULEEN	M	SLATER	1121	Cumberland School Dept.	PRSB	8.00	
ROBERT	A	HICKS	1491	South Kingstown School Dept.	PRAM	8.00	
ROY	A	COSTA JR	1571	Warwick School Dept.	PRSB	8.00	
SHARON	A	CASCIONE	1611	West Warwick School Dept.	PRSB	8.00	
JEAN	M	GREEN	1091	Coventry Public Schools	PRSB	7.50	
JOSEPH		CROWLEY	1151	East Greenwich School Dept.	PRSB	7.50	
ELIZABETH	J	RODERIQUES	1323	Middletown Public Schools (NC)	PRMS	7.00	
GAIL	M	ROBINSON	1091	Coventry Public Schools	PRSB	7.00	



**TEACHER RETIREES AND NON-CERTIFIED RETIREES WORKING 2019-2020 SCHOOL YEAR**  
**PRSB--SUBSTITUTE AND IN A STATE SCHOOL SUB; PRAM--VACANCY; PRMS--MUNICIPAL IN A SCHOOL REPORT DTD 08-11-2020**

First Name	Initial	Last Name	Employer Code	Employer	Title/Function	Number of Days	Footnote
JACQUELINE		DALEY	1411	Pawtucket School Dept.	PRSB	7.00	
JUDITH	P	SQUIRES	1301	Lincoln School Dept.	PRSB	7.00	
KAREN		MC AVOY	1301	Lincoln School Dept.	PRSB	7.00	
LINDA	F	WARD	1621	Westerly School Dept.	PRSB	7.00	
MARGARET	D	PEREIRA	1321	Middletown Public Schools	PRSB	7.00	
NANCY	L	DOWDING	1391	North Smithfield School Dept.	PRSB	7.00	
STEVEN		MANCINI	1441	Providence School Dept.	PRAM	7.00	
SUSAN	L	DIAS	1353	Newport School Dept. (NC)	PRMS	7.00	
SUSAN	V	MONTI	1441	Providence School Dept.	PRAM	7.00	
CYNTHIA		DICRISTOFORO	1633	Woonsocket School Dept. (NC)	PRMS	6.50	
DAVID	P	STEPKA	1161	East Providence Schools	PRSB	6.50	
JOSEPH		CROWLEY	1381	North Providence School Dept.	PRSB	6.50	
KAREN		FOX	1331	Narragansett School Dept.	PRSB	6.50	
DAVID		CAPUANO	1113	Cranston School Dept. (NC)	PRMS	6.00	
DAVID	A	SWEET	1031	Burrillville School Dept.	PRSB	6.00	
JANICE		PRIMIANO	1411	Pawtucket School Dept.	PRSB	6.00	
JANICE	L	MOWRY	1571	Warwick School Dept.	PRSB	6.00	
JORDAN W		HOROWITZ	1381	North Providence School Dept.	PRSB	6.00	
LOURDES	O	COSTA	1441	Providence School Dept.	PRAM	6.00	
MARY	A	LILLA	1441	Providence School Dept.	PRAM	6.00	
PAUL	A	ORLANDO	1471	Smithfield School Dept.	PRSB	6.00	
STEVEN		KING	1491	South Kingstown School Dept.	PRSB	6.00	
WILLIAM		HODGE	1331	Narragansett School Dept.	PRSB	6.00	
PAULA		MARINARO	1091	Coventry Public Schools	PRSB	5.50	
BARBARA		RUGGIERI	1113	Cranston School Dept. (NC)	PRMS	5.00	
BRENDA	A	CARPENTIER	1113	Cranston School Dept. (NC)	PRMS	5.00	
ELAINE		SPARLING	1611	West Warwick School Dept.	PRSB	5.00	
KAREN	T	MUIR	1441	Providence School Dept.	PRAM	5.00	
KATHRYN	F	NOLETT	1473	Smithfield School Dept. (NC)	PRMS	5.00	
MARY		SMALL	1411	Pawtucket School Dept.	PRSB	5.00	
MAUREEN	A	RILEY	1471	Smithfield School Dept.	PRSB	5.00	
PATRICIA	M	WINTERS	1151	East Greenwich School Dept.	PRSB	5.00	
RUTHANNE		LOGAN	1371	North Kingstown School Dept.	PRSB	5.00	
SHEILA	A	MONAHAN	2010	Department of Corrections	PRSB	5.00	
ELIZABETH	M	GILL	1323	Middletown Public Schools (NC)	PRMS	4.50	
EMILY	A	SILVIA	1321	Middletown Public Schools	PRSB	4.50	
JUDITH	J	BASSIGNANI	1121	Cumberland School Dept.	PRSB	4.50	
SHIRLEY	K	VENTRONE	1091	Coventry Public Schools	PRSB	4.50	
BRIAN		CARN	1441	Providence School Dept.	PRAM	4.00	
CHERYLE		MCBURNEY	1411	Pawtucket School Dept.	PRSB	4.00	
CONSTANCE		EASDON	1373	North Kingstown School Dept. (NC)	PRMS	4.00	
ELAINE	F	SMITH	1151	East Greenwich School Dept.	PRSB	4.00	
JO ANN		JOINES	1411	Pawtucket School Dept.	PRSB	4.00	

**TEACHER RETIREES AND NON-CERTIFIED RETIREES WORKING 2019-2020 SCHOOL YEAR**  
**PRSB--SUBSTITUTE AND IN A STATE SCHOOL SUB; PRAM--VACANCY; PRMS--MUNICIPAL IN A SCHOOL REPORT DTD 08-11-2020**

First Name	Initial	Last Name	Employer Code	Employer	Title/Function	Number of Days	Footnote
JO ANN	M	FIELDING	1571	Warwick School Dept.	PRSB	4.00	
LETTY		MILLS	1331	Narragansett School Dept.	PRSB	4.00	
MARY	S	TONET	1091	Coventry Public Schools	PRSB	4.00	
NANCY	N	PANCIOCCO	1471	Smithfield School Dept.	PRSB	4.00	
THELMA	E	BURBANK	1473	Smithfield School Dept. (NC)	PRMS	4.00	
JAYNE	S	BAILEY	1091	Coventry Public Schools	PRSB	3.50	
KATHRYN		CROWLEY	1161	East Providence Schools	PRSB	3.50	
LYNN	K	MCGOVERN	1371	North Kingstown School Dept.	PRSB	3.50	
ANNA		AMBROSINO	1371	North Kingstown School Dept.	PRSB	3.00	
AUDREY		GUTTIN	1001	Barrington Public Schools	PRSB	3.00	
JANET		LABRECQUE	2000	State	PRSB	3.00	
KAREN		FOX	1491	South Kingstown School Dept.	PRSB	3.00	
LINDA	M	SULLIVAN	1471	Smithfield School Dept.	PRSB	3.00	
ANNE	M	MC CORMACK	1571	Warwick School Dept.	PRSB	2.50	
BARBARA		SWIENTON	1341	New Shoreham School Dist.	PRSB	2.50	
DONNA	T	HARTMANN	1001	Barrington Public Schools	PRSB	2.50	
JANE	C	VALLIERE	1331	Narragansett School Dept.	PRSB	2.50	
LUCILLE		BARO	1633	Woonsocket School Dept. (NC)	PRMS	2.50	
PETER		MOREAU	1301	Lincoln School Dept.	PRAM	2.50	
SHIRLEY		ST. AMAND	1181	Exeter/West Greenwich Reg. Schools	PRSB	2.50	
TRUDY	L	GROW	1121	Cumberland School Dept.	PRSB	2.50	
AMY		ABRAMSON-DENHOFF	1373	North Kingstown School Dept. (NC)	PRMS	2.00	
BARBARA ANN		CARDOSI	1411	Pawtucket School Dept.	PRSB	2.00	
CORINNE	E	SMITH	1441	Providence School Dept.	PRAM	2.00	
DEBORAH	A	HARROLD	1411	Pawtucket School Dept.	PRSB	2.00	
DENNIS	J	REBELO	1413	Pawtucket School Dept. (NC)	PRMS	2.00	
ELIZABETH	E	ST ANGELO	1007	Barrington COLA NonCertifieds	PRMS	2.00	
JANET		LABRANCHE	1091	Coventry Public Schools	PRSB	2.00	
JOAN	B	WHITTY	1321	Middletown Public Schools	PRSB	2.00	
KATHLEEN	M	BROOKS	1493	South Kingstown School Dept. (NC)	PRMS	2.00	
MARY SUE		FRISHMAN	1621	Westerly School Dept.	PRSB	2.00	
MICHELE	A	MARLAND	1073	Chariho Regional School Dist. (NC)	PRMS	2.00	
PATRICIA	A	LUPOLI	1121	Cumberland School Dept.	PRSB	2.00	
RICHARD		MORRISSEY	1151	East Greenwich School Dept.	PRSB	2.00	
SHEILA	A	MONAHAN	1641	Highlander Charter School	PRSB	2.00	
SUSAN		HALPIN	1411	Pawtucket School Dept.	PRSB	2.00	
SUSANNE		WILLIAMS	1411	Pawtucket School Dept.	PRSB	2.00	
CAROL	A	BROWN	1151	East Greenwich School Dept.	PRSB	1.50	
DEMETRA		BIANCHI	1381	North Providence School Dept.	PRSB	1.50	
EUNICE	A	GIZZI	1321	Middletown Public Schools	PRSB	1.50	
DEBRA	L	MORIARTY	1151	East Greenwich School Dept.	PRSB	1.00	
ELAINE	C	PETROCELLI	1091	Coventry Public Schools	PRSB	1.00	
G ERVIN		HOLE	1331	Narragansett School Dept.	PRSB	1.00	

**TEACHER RETIREES AND NON-CERTIFIED RETIREES WORKING 2019-2020 SCHOOL YEAR**  
**PRSB--SUBSTITUTE AND IN A STATE SCHOOL SUB; PRAM--VACANCY; PRMS--MUNICIPAL IN A SCHOOL REPORT DTD 08-11-2020**

First Name	Initial	Last Name	Employer Code	Employer	Title/Function	Number of Days	Footnote
GAIL		DUCHARME	1633	Woonsocket School Dept. (NC)	PRMS	1.00	
JANET	M	MCNAB	1471	Smithfield School Dept.	PRSB	1.00	
JOSEPH	M	MAGUIRE	1441	Providence School Dept.	PRAM	1.00	
JUDITH	S	PACKHEM	1371	North Kingstown School Dept.	PRSB	1.00	
LINDA	S	RESNICK	1411	Pawtucket School Dept.	PRSB	1.00	
LOUISE	M	DENETTE	1371	North Kingstown School Dept.	PRSB	1.00	
LYNN	K	MCGOVERN	1151	East Greenwich School Dept.	PRSB	1.00	
MURIEL	M	HOLFELDER	1001	Barrington Public Schools	PRSB	1.00	
PATRICIA	M	DICENSO	1411	Pawtucket School Dept.	PRSB	1.00	
SUSAN		FRIENDSON	1441	Providence School Dept.	PRAM	1.00	
ALAN	W	GRAVELL	1001	Barrington Public Schools	PRAM	0.50	
GARY		MOROCH	1441	Providence School Dept.	PRAM	0.50	
JEANNE		TSAKERES	1331	Narragansett School Dept.	PRSB	0.50	
LYNN	C	SISSON	1091	Coventry Public Schools	PRSB	0.50	
CAROL ANNE		TROMBLEY	1063	Central Falls School Dist. (NC)	PRMS	0.00	

## PRME--RETIREES WORKING MUNICIPALITIES IN 2020 CALENDAR YEAR --REPORT DTD 08-11-2020

First Name	Initial	Last Name	Employer Code	Employer	Number of Days	Footnote
EMERSON	J	MARVEL	1162	City of East Providence	140.00	Suspended Pension
MICHAEL	A	DEMELLO	1015	Bristol Fire Dept.	111.00	Suspended Pension
CHRISTOPHER	C	COTTA	1532	Town of Tiverton	77.00	Acting Town Admin--non reportable -- RIGL 36-10-36d(1)
PATRICK	A	MURRAY	1634	Woonsocket Police Dept.	70.00	Close to limit
DENIS		LAPIERRE	1632	City of Woonsocket	61.00	
KATHLEEN	M	MCGOVERN	1012	Town of Bristol	61.00	
WILLIAM	A	PILKINGTON	1478	Town of Smithfield (COLA)	45.00	
LEANNE		ALDRICH	1009	Barrington COLA Group	44.50	
EDWARD	R	FRATELLI	1478	Town of Smithfield (COLA)	43.00	
LORRAINE	A	DEROIS	1012	Town of Bristol	40.00	
LORRAINE	R	PROVENCHER	1632	City of Woonsocket	39.50	
THEODORE	J	PRZYBYLA	1462	Town of Scituate	39.00	
JOHN		ZINNI	1009	Barrington COLA Group	37.00	
ARTHUR	E	BOUCHARD	1632	City of Woonsocket	35.50	
ROBERTA	A	TURCHETTA	1112	City of Cranston	33.00	
RUSSELL	W	BROWN	1452	Town of Richmond	32.50	
PAULINE	S	PAYEUR	1632	City of Woonsocket	30.00	
DAVID	E	DESJARLAIS	1154	East Greenwich Police Dept.	26.00	
EDWARD	L	CABRAL JR.	1562	Town of Warren	24.00	
JOHN N	N	BUCCI	1112	City of Cranston	24.00	
LINDA	J	FONTAINE	1632	City of Woonsocket	24.00	
MELVIN	L	JEFFERIES SR	1166	East Providence Housing Authority	24.00	
ANNA	E	MARINO	1112	City of Cranston	23.50	
DENNIS	W	BROD	1492	Town of South Kingstown	23.50	
JOHN	M	CARPINELLI	1492	Town of South Kingstown	23.50	
GARY	F	LONERGAN	1474	Smithfield Police Dept.	23.00	
LYNN	L	BURKHARDT	1009	Barrington COLA Group	22.00	
SUZANNE		KOGUT	1478	Town of Smithfield (COLA)	19.00	
ELIZABETH	W	CAMBRA	1012	Town of Bristol	18.00	
GARY	F	LONERGAN	1478	Town of Smithfield (COLA)	18.00	
JOANN	K	MCINTYRE	1412	City of Pawtucket	18.00	
LINDA	M	DIPRETE	1112	City of Cranston	18.00	
MICHAEL		WILDENHAIN	1412	City of Pawtucket	18.00	
JANET	C	RICHARDSON	1009	Barrington COLA Group	16.50	
MARGARET	M	COTE	1478	Town of Smithfield (COLA)	16.00	
WILLIAM	J	FLATLEY	1492	Town of South Kingstown	16.00	
PAULINE		WASHINGTON	1632	City of Woonsocket	14.00	
THOMAS	E	DUQUETTE	1602	Town of West Greenwich	13.50	
CLAIRE	A	LAIRD	1412	City of Pawtucket	13.00	
JOSEPH	D	ANDREOZZI	1386	North Providence Hsg. Auth.	13.00	
WILLIAM	S	HIGGINS	1154	East Greenwich Police Dept.	13.00	

**PRME--RETIREES WORKING MUNICIPALITIES IN 2020 CALENDAR YEAR --REPORT DTD 08-11-2020**

<b>First Name</b>	<b>Initial</b>	<b>Last Name</b>	<b>Employer Code</b>	<b>Employer</b>	<b>Number of Days</b>	<b>Footnote</b>
ARTHUR	E	JONES	1032	Town of Burrillville	12.50	
BRAYTON	A	ROUND	1032	Town of Burrillville	12.50	
GAIL		TOPAKIAN	1112	City of Cranston	12.50	
JANET	M	PRAIRIE	1478	Town of Smithfield (COLA)	12.00	
ARTHUR	M	RHODES	1154	East Greenwich Police Dept.	11.50	
JANICE	J	PEIXINHO	1152	Town of East Greenwich	11.00	
DIANE	M	WALSH	1112	City of Cranston	10.50	
ELAINE		SWISTAK	1412	City of Pawtucket	10.50	
ROBERT	J	LEMOI	1154	East Greenwich Police Dept.	10.50	
RICHARD	J	DENICE	1154	East Greenwich Police Dept.	10.00	
BARBARA	A	CREEDON	1112	City of Cranston	9.50	
LINDA	M	CASEY	1112	City of Cranston	9.50	
MICHAEL	D	CASSIDY	1412	City of Pawtucket	9.50	
Antoinette		Beaudreau	1242	Hope Valley-Wyoming Fire Dist.	9.00	
Donna		Conway	1016	Bristol Housing Authority	9.00	
KATHERINE	A	MURRAY	1012	Town of Bristol	9.00	
KATHLEEN	A	WOOD	1538	Tiverton Local 2670A	8.00	
JOHN	J	TOOLAN	1009	Barrington COLA Group	7.50	
RAYMOND		MARZILLI JR	1532	Town of Tiverton	6.50	
DOROTHY	A	MASOIAN	1112	City of Cranston	6.00	
JOSEPH	L	DINOBILE	1492	Town of South Kingstown	6.00	
THOMAS	E	HODGE	1412	City of Pawtucket	5.50	
Donna		Conway	1386	North Providence Hsg. Auth.	5.00	
JOHN	T	OHARA	1154	East Greenwich Police Dept.	4.00	
Mary	C	Langlois	1032	Town of Burrillville	4.00	
RONALD	P	KOMIEGA	1562	Town of Warren	4.00	
LINDA	C	ARCHETTO	1112	City of Cranston	3.50	
REBECCA	A	BENNETT	1492	Town of South Kingstown	3.50	
VINCENT	D	SOBOLESKI	1564	Warren Police Dept.	3.00	
DAVID	A	CARPENTER	1392	Town of North Smithfield	2.00	
JANET	A	EBERTS	1478	Town of Smithfield (COLA)	2.00	
WILLIAM	A	DORNEY III	1004	Barrington Police Dept.	2.00	
JOYCE		COMSTOCK	1492	Town of South Kingstown	1.00	
WARREN	L	STEERE	1032	Town of Burrillville	1.00	
WILLIAM	A	DORNEY III	1009	Barrington COLA Group	1.00	
LARETO	P	GUGLIETTA	1154	East Greenwich Police Dept.	0.50	

RETIREES WORKING UNDER 18K AT STATE COLLEGES/UNIVS (EMPLOYER CODE = 2000)  
 PRIS--State colleges/univs/--Instructor at a state school - Calendar Year 2020)--Report dtd -08-11-2020

First Name	Initial	Last Name	Employer	Earnings	Footnote
BRUNA	M	BOYLE	URI	\$ 10,475.33	
MICHAEL	W	WESTKOTT	URI	\$ 10,232.35	
MARIE	H	BAGUCHINSKY	URI	\$ 9,674.67	
DAVID		NEVES	URI	\$ 9,334.00	
WILLIAM	T	BEHREND JR	URI	\$ 9,094.27	
ANDRES	R	ZUNIGA	CCRI	\$ 7,501.15	
RONALD		GAGNE SR	CCRI	\$ 6,801.70	
CLAIRE		DUMAS	CCRI	\$ 6,800.00	
JAMES	M	BUXTON	URI	\$ 6,601.44	
ALFRED	R	CRUDALE	URI	\$ 5,493.88	
DONALD	G	CASCI	CCRI	\$ 5,319.30	
VANESSA	G	DELGIUDICE	RIC	\$ 5,160.00	
CHARLES	P	LEHOURITES	CCRI	\$ 5,100.00	
EILEEN	P	ZISK	CCRI	\$ 5,100.00	
JOSEPH		LANNI	CCRI	\$ 5,100.00	
LORRAINE	E	BELLO	CCRI	\$ 5,100.00	
MARTIN	T	MARSHALL	CCRI	\$ 5,100.00	
THOMAS	H	MITCHELL	CCRI	\$ 5,100.00	
PETER	V	RIVELLI	CCRI	\$ 5,056.18	
JOHN	A	DONATO	CCRI	\$ 4,783.80	
PETER	J	PETRONE	CCRI	\$ 4,782.10	
GENE	P	DUFAULT	CCRI	\$ 4,562.30	
GARY	C	COMUNALE	URI	\$ 4,547.33	
MIGUEL		LOPES	CCRI	\$ 4,485.78	
CAROL	A	SPAZIANO	CCRI	\$ 4,260.20	
GAIL	S	O'ROURKE	CCRI	\$ 4,157.35	
JAMES	V	STRAVATO	CCRI	\$ 4,144.60	
NORMAN	P	FORTIN	URI	\$ 4,050.00	
KATHLEEN	D	HUDSON	CCRI	\$ 4,030.29	
KAREN	E	BATESON	CCRI	\$ 3,643.82	
FRANKLIN	D	MEGLIO	CCRI	\$ 3,507.10	
PAMELA		TESTONI	CCRI	\$ 3,374.21	
MICHAEL	J	PAUL	RIC	\$ 3,225.00	

RETIREES WORKING UNDER 18K AT STATE COLLEGES/UNIVS (EMPLOYER CODE = 2000)  
 PRIS--State colleges/univs/--Instructor at a state school - Calendar Year 2020)--Report dtd -08-11-2020

First Name	Initial	Last Name	Employer	Earnings	Footnote
ANDREW		EGAN	State	\$ 3,189.20	
ANTHONY	J	CIOTOLA	State	\$ 3,189.20	
ELIZABETH	O	O'CONNELL	CCRI	\$ 3,189.20	
JEFFREY	T	MINER	CCRI	\$ 3,189.20	
LAWRENCE	P	BYRNE	CCRI	\$ 3,189.20	
MICHELLE		BROUSSEAU	CCRI	\$ 3,189.20	
THOMAS	A	CONBOY	CCRI	\$ 3,189.20	
VINCENT	J	HAWKINS	CCRI	\$ 3,189.20	Return from Suspension
WILLIAM	H	GREEN	CCRI	\$ 3,189.20	
DENNIS	A	SPICUZZA	CCRI	\$ 3,123.20	Accidental Disability
CHARLES		STIMPSON	CCRI	\$ 3,080.40	
RICHARD	G	SWEARINGEN	CCRI	\$ 2,976.70	
UGURHAN	A	KOSEREIS	CCRI	\$ 2,961.66	
JAMES	J	HOPKINS	CCRI	\$ 2,871.75	
WILLIAM	C	OKERHOLM JR	CCRI	\$ 2,806.75	
KATHLEEN		CRESCENZO	CCRI	\$ 2,768.28	
LORENZO		TETREAULT	CCRI	\$ 2,646.15	
JOHN ALAN	A	LONGIARU	CCRI	\$ 2,580.69	
JOHN	J	MUNKO	RIC	\$ 2,580.00	
MARLYCE	L	ADAMS	RIC	\$ 2,580.00	
THOMAS		ASERMELY	CCRI	\$ 2,550.00	
SANDRA	L	ANTONI	CCRI	\$ 2,549.38	
DONNA M		PATCH	CCRI	\$ 2,396.26	
NANCY		MURPHY	RIC	\$ 2,257.50	
ROSEMARY		ANDREOZZI	CCRI	\$ 2,130.10	
VICTOR	R	OSTERMAN	CCRI	\$ 2,130.10	
CHRISTINE	L	HANLEY	RIC	\$ 1,935.00	
PATRICIA	A	ROSE	CCRI	\$ 1,931.79	
GERALDINE	T	MARCOCCIO	CCRI	\$ 1,805.67	
RAYMOND	M	MEDEIROS	CCRI	\$ 1,803.36	
ALBERT	C	DIFAZIO	Davies	\$ 1,761.51	
BRIGID	A	BALBONI	CCRI	\$ 1,594.60	
CATHERINE		SMITH	CCRI	\$ 1,594.60	

RETIREES WORKING UNDER 18K AT STATE COLLEGES/UNIVS (EMPLOYER CODE = 2000)  
 PRIS--State colleges/univs/--Instructor at a state school - Calendar Year 2020)--Report dtd -08-11-2020

First Name	Initial	Last Name	Employer	Earnings	Footnote
GEORGE		PAGE	State	\$ 1,594.60	
GERALD		SILBERMAN	State	\$ 1,594.60	
RANDALL		WHITE	State	\$ 1,594.60	
ROBERT	N	MASSE	State	\$ 1,594.60	
SUSAN	L	HAWKSLEY	State	\$ 1,594.60	
WALTER	J	REIS	State	\$ 1,594.60	
KIRK		LAMBOY	CCRI	\$ 1,417.00	
ALFRED	L	PERROTTI	CCRI	\$ 1,413.49	
JAMES	J	KILEY	CCRI	\$ 1,405.56	
DEBORAH	L	BUSH	CCRI	\$ 1,401.65	
CAROL	M	ENGLANDER	URI	\$ 1,400.84	
FRANCIS	C	WHITE	CCRI	\$ 1,393.41	
WENDY		ARONOFF	CCRI	\$ 1,349.76	
ALBERT	K	AUBIN	CCRI	\$ 1,343.43	
ANESTIS	T	KOSTARIDES	CCRI	\$ 1,343.43	
PATRICIA	L	DIONNE	CCRI	\$ 1,343.43	
PATRICIA	L	KOSTARIDES	CCRI	\$ 1,343.43	
REGINA	M	CARUOLO	CCRI	\$ 1,343.43	
JAMES	E	GUARINO	CCRI	\$ 1,196.64	
GREGORY	P	HART	CCRI	\$ 1,154.30	
LOIS	A	HOPKINS	CCRI	\$ 1,038.87	
ANN		MCBRIDE	CCRI	\$ 918.81	
MARTIN		LEPKOWSKI	CCRI	\$ 758.10	
KARIN	E	LUKOWICZ	CCRI	\$ 669.53	
DAVID	W	HANSON	CCRI	\$ 637.50	
LINDA	J	VALENTE	CCRI	\$ 412.25	
EDWARD	A	GRADILONE	CCRI	\$ 363.02	
KENNETH	J	HOPKINS	CCRI	\$ 350.00	
GREGG		NOURY	CCRI	\$ 318.24	
PAUL	C	MELARAGNO	CCRI	\$ 220.64	
DAVID	C	MARANDOLA	CCRI	\$ 96.53	
PAUL		HETU	CCRI	\$ 90.70	
CARL	A	TRONNI	CCRI	\$ 82.45	



**RETIRED REGISTERED NURSES WORKING AT A STATE-OPERATED FACILITY IN RI INCLUDING EMPLOYMENT AS A FACULTY MEMBER OF A NURSING  
PROGRAM AT A STATE-OPERATED COLLEGE OR UNIVERSITY (CALENDAR YEAR 2000)--REPORT DTD 08-11-2020**

<b>First Name</b>	<b>Initial</b>	<b>Last Name</b>	<b>Employer Code</b>	<b>Employer</b>	<b>Title/Function</b>	<b>Number of Days</b>	<b>Footnote</b>
LINDA		MASSE	2000	BHDDH--ZAMBARANO	PRNR	41.00	
DONNA	I	AMATO	2000	BHDDH	PRNR	11.50	
KEVIN	M	WILKS	2000	RIC	PRNR	8.00	

**TEACHER RETIREES AND NON-CERTIFIED RETIREES WORKING 2019-2020 SCHOOL YEAR**  
**PRSB--SUBSTITUTE AND IN A STATE SCHOOL SUB; PRAM--VACANCY; PRMS--MUNICIPAL IN A SCHOOL REPORT DTD 09-01-2020**

First Name	Initial	Last Name	Employer Code	Employer	Title/Function	Number of Days	Footnote
DEBORAH	A	MANCUSO	1281	Johnston School Dept.	PRSB	159.50	Return from Suspension--recoupment made due to employer's adj. date of 90th day
ROBIN	L	ROWDEN	1441	Providence School Dept.	PRAM	105.50	Recouping from member
BRIAN	R	BUCK	1321	Middletown Public Schools	PRSB	100.00	Recouped from July 2020 pension
CAROLE	D	PECKHAM	1631	Woonsocket School Dept.	PRSB	92.00	Recouped-- from pension--school to adjust
CATHERINE		GIARD	1341	New Shoreham School Dist.	PRAM	91.50	Confirmed with school--to adjust below 90 days
FRANCIS		LALIBERTE	1411	Pawtucket School Dept.	PRAM	90.50	Confirming with school
CAROLYN	J	ROSEMAN	1281	Johnston School Dept.	PRSB	90.00	At limit
DIANNE	E	PERETTI	1401	Northern Rhode Island Collaborative	PRAM	90.00	At limit
ELIZABETH	A	REALE	1281	Johnston School Dept.	PRSB	90.00	At limit
GEORGIA		FORTUNATO	1401	Northern Rhode Island Collaborative	PRAM	90.00	At limit
JAMES	J	KILEY	1091	Coventry Public Schools	PRSB	90.00	At limit
JANE		COTTER	1641	Highlander Charter School	PRAM	90.00	At limit
JEAN	K	PICANO	1281	Johnston School Dept.	PRSB	90.00	At limit
MARK		HAWK	1341	New Shoreham School Dist.	PRAM	90.00	At limit
MICHAEL	J	CONNOLLY	1411	Pawtucket School Dept.	PRAM	90.00	At limit
PATRICK	J	MCMAHON	1331	Narragansett School Dept.	PRSB	90.00	At limit
DONNA	E	NASSA	1571	Warwick School Dept.	PRSB	89.50	Close to limit
ELEANOR		VANHOUWE	1631	Woonsocket School Dept.	PRSB	89.50	Close to limit
JUNE		MANGASSARIAN	1001	Barrington Public Schools	PRAM	89.50	Close to limit
LORI	A	MILLER	1401	Northern Rhode Island Collaborative	PRAM	89.50	Close to limit
MICHAEL	F	MURRAY	1471	Smithfield School Dept.	PRSB	89.50	Close to limit
KENNETH	L	PECKHAM	1631	Woonsocket School Dept.	PRSB	89.00	Close to limit
LYDIA	M	MATTERA	1441	Providence School Dept.	PRSB	89.00	Close to limit
MARY	E	RATHBUN	1031	Burrillville School Dept.	PRSB	89.00	Close to limit
NANCY	J	BROWN	1281	Johnston School Dept.	PRSB	89.00	Close to limit
PAMELA	R	RINALDI	1091	Coventry Public Schools	PRAM	89.00	Close to limit
KATHLEEN	L	SURIANI	1411	Pawtucket School Dept.	PRAM	88.50	Close to limit
FRANCES		LANDRY	1691	Blackstone Academy Charter School, Inc.	PRAM	88.00	Close to limit
MARY		ASQUITH	1471	Smithfield School Dept.	PRSB	88.00	Close to limit
WANDA	V	MULLEN	1001	Barrington Public Schools	PRSB	88.00	Close to limit
KATHRYN		CROWLEY	1161	East Providence Schools	PRAM	86.50	Close to limit
MARY KATE		CORRY	1411	Pawtucket School Dept.	PRAM	86.00	Close to limit
PATRICIA		DUBOIS	1211	Glocester School Dist.	PRAM	85.50	Close to limit
PATRICIA	M	WINTERS	1281	Johnston School Dept.	PRSB	84.00	Close to limit
RICHARD		ZAGRODNY	1631	Woonsocket School Dept.	PRSB	84.00	Close to limit
ROBERT	B	LEBLANC	1611	West Warwick School Dept.	PRSB	84.00	Close to limit
SUSAN		MCKEE	1641	Highlander Charter School	PRAM	84.00	Close to limit
KAREN	T	MUIR	1441	Providence School Dept.	PRSB	83.00	Close to limit
KATHERINE		SIPALA	1421	Portsmouth School Dept.	PRAM	83.00	Close to limit
NANCY	R	RADCLIFFE	1111	Cranston School Dept.	PRSB	83.00	Close to limit
ELAINE	C	HAZZARD	1411	Pawtucket School Dept.	PRAM	81.50	Close to limit
MICHAEL	L	CONVERY	1341	New Shoreham School Dist.	PRAM	81.50	Close to limit
ROSLYN		BIRKE	1641	Highlander Charter School	PRAM	81.50	Close to limit

**TEACHER RETIREES AND NON-CERTIFIED RETIREES WORKING 2019-2020 SCHOOL YEAR**  
**PRSB--SUBSTITUTE AND IN A STATE SCHOOL SUB; PRAM--VACANCY; PRMS--MUNICIPAL IN A SCHOOL REPORT DTD 09-01-2020**

First Name	Initial	Last Name	Employer Code	Employer	Title/Function	Number of Days	Footnote
STEVEN	B	KENNY	1091	Coventry Public Schools	PRSB	81.00	Close to limit
BRIAN	P	FLYNN	1571	Warwick School Dept.	PRSB	80.50	Close to limit
CATHERINE	E	FOX	1281	Johnston School Dept.	PRSB	80.50	Close to limit
JOSEPH	R	PIRRAGLIA	1281	Johnston School Dept.	PRSB	80.00	Close to limit
MICHAEL		TOPAZIO	1001	Barrington Public Schools	PRSB	80.00	Close to limit
DAVID	F	DESJARDINS	1781	South Side Elementary Charter School	PRSB	79.50	
ANN		BARRY	1411	Pawtucket School Dept.	PRSB	78.00	
MARIE	L	CASWELL	1611	West Warwick School Dept.	PRSB	78.00	
CESARE		MITRANO	1331	Narragansett School Dept.	PRSB	77.00	
CHRISTOPHER	D	ROBERTSON	1161	East Providence Schools	PRSB	77.00	
ELIZABETH		LESPERANCE	1411	Pawtucket School Dept.	PRSB	76.00	
CAROL		LANOIE	1631	Woonsocket School Dept.	PRSB	75.00	
MICHAEL	C	TRAFICANTE	1113	Cranston School Dept. (NC)	PRMS	75.00	Return from Suspension
NANCY	E	PHILLIPS	1631	Woonsocket School Dept.	PRAM	75.00	
ANNE	M	BOBOLA	1381	North Providence School Dept.	PRSB	73.50	
LINDA	L	RUDDY	1413	Pawtucket School Dept. (NC)	PRMS	73.50	Close to limit
BETSY		MCNEIL	1031	Burrillville School Dept.	PRSB	73.00	
GISELE	M	HUMBLE	1611	West Warwick School Dept.	PRSB	73.00	
KAREN	K	ZUROMSKI	1111	Cranston School Dept.	PRSB	73.00	
VIRGINIA	R	DIMASI	1611	West Warwick School Dept.	PRSB	73.00	
ROY	A	COSTA JR	1571	Warwick School Dept.	PRAM	72.00	
SHELLEY	L	TRAGAR	1281	Johnston School Dept.	PRSB	72.00	
BARBARA		KELLY	1411	Pawtucket School Dept.	PRSB	71.00	
BRUCE		BERMAN	1631	Woonsocket School Dept.	PRSB	71.00	
RICHARD	D	D'AGOSTINO	1411	Pawtucket School Dept.	PRSB	71.00	
SHARLEEN		CHRISTINA	1571	Warwick School Dept.	PRAM	71.00	
TERRENCE	J	MERKEL	1371	North Kingstown School Dept.	PRSB	71.00	
CAROL	L	ALFANO	1151	East Greenwich School Dept.	PRSB	69.00	
DONNA		TOBIN	1091	Coventry Public Schools	PRSB	69.00	
LORNA		O'CONNELL	1411	Pawtucket School Dept.	PRSB	68.00	
MARY	E	FARGNOLI-LEONE	1571	Warwick School Dept.	PRAM	68.00	
PAMELA	L	LAW	1071	Chariho Regional School Dist.	PRSB	68.00	
STEPHEN		COSTELLO	1331	Narragansett School Dept.	PRSB	68.00	
CHARLOTTE		TAVARES	1441	Providence School Dept.	PRAM	67.00	
STEVEN	R	KROUS	1111	Cranston School Dept.	PRSB	67.00	
ANNE		BOLDUC	1631	Woonsocket School Dept.	PRSB	66.50	
CHARLENE	J	CENTRACCHIO	1381	North Providence School Dept.	PRSB	66.00	
COLLEEN	A	CURIS	1631	Woonsocket School Dept.	PRSB	66.00	
DENNIS	T	RINALDI	1441	Providence School Dept.	PRAM	66.00	
MICHAEL		PETRARCA	1191	Foster School Dist.	PRAM	66.00	
SHEILA		MORGAN	1091	Coventry Public Schools	PRSB	65.50	
DEBRA		MILLER	1411	Pawtucket School Dept.	PRSB	65.00	
NANCY	K	SACCOIA	1471	Smithfield School Dept.	PRSB	65.00	
SALLY		GARABEDIAN	1441	Providence School Dept.	PRAM	65.00	
FRANK		PALLOTTA JR	1151	East Greenwich School Dept.	PRAM	64.00	

**TEACHER RETIREES AND NON-CERTIFIED RETIREES WORKING 2019-2020 SCHOOL YEAR**  
**PRSB--SUBSTITUTE AND IN A STATE SCHOOL SUB; PRAM--VACANCY; PRMS--MUNICIPAL IN A SCHOOL REPORT DTD 09-01-2020**

First Name	Initial	Last Name	Employer Code	Employer	Title/Function	Number of Days	Footnote
JUAN	A	RODRIGUEZ	1441	Providence School Dept.	PRAM	64.00	
LORI		DESIMONE	1381	North Providence School Dept.	PRSB	63.50	
BRUCE	J	WHITEHOUSE	1091	Coventry Public Schools	PRAM	61.50	
CAROLYN	C	LEPORE	1391	North Smithfield School Dept.	PRSB	61.00	
LINDA MARIE		LE PAGE	1531	Tiverton School Dept.	PRSB	61.00	
MARCIA	A	LINBACK	1123	Cumberland School Dept. (NC)	PRMS	61.00	
RALPH	A	MALAFRONT	1061	Central Falls Collaborative	PRAM	61.00	
GARY	W	BEAUDOIN	1091	Coventry Public Schools	PRSB	60.50	
DEBORAH	A	ALMAGNO	1441	Providence School Dept.	PRAM	60.00	
GERALD	A	FOGEL	1441	Providence School Dept.	PRAM	60.00	
PAULA	M	MARNIK	1381	North Providence School Dept.	PRSB	59.00	
ANDY		BARNES	1631	Woonsocket School Dept.	PRSB	58.50	
RAYMOND	F	DOYLE	1611	West Warwick School Dept.	PRSB	58.50	
GUY	D	ALBA	1441	Providence School Dept.	PRAM	58.00	
MICHAEL	J	BENEDETTO	2000	State	PRAM	58.00	
REBECCA	J	HANDY	1611	West Warwick School Dept.	PRSB	58.00	
JOAN		RICCI	1151	East Greenwich School Dept.	PRSB	57.00	
MICHELLE	C	JAQUES	1031	Burrillville School Dept.	PRSB	57.00	
RENEE	A	LIZOTTE	1111	Cranston School Dept.	PRSB	57.00	
PERLA		MCGUINNESS	1441	Providence School Dept.	PRAM	56.50	
ANITA	T	LEMONS	1111	Cranston School Dept.	PRSB	56.00	
AUGUSTO	C	SANTANA	1441	Providence School Dept.	PRAM	56.00	
LINDA		COLVIN	1031	Burrillville School Dept.	PRSB	56.00	
LISA	F	SCHMITZ	1071	Chariho Regional School Dist.	PRAM	56.00	
GERARD	J	NARKIEWICZ	1091	Coventry Public Schools	PRSB	55.00	
PATRICIA	E	ANGILLY	1571	Warwick School Dept.	PRSB	55.00	
HELEN		SISCO	1471	Smithfield School Dept.	PRSB	54.50	
CAROL	A	MITOLA	1391	North Smithfield School Dept.	PRSB	54.00	Return from Suspension
MICHAEL	J	ALLEN	1301	Lincoln School Dept.	PRSB	54.00	
RICHARD	F	KINSLOW	1411	Pawtucket School Dept.	PRAM	54.00	
KAREN	A	KING	1191	Foster School Dist.	PRSB	53.50	
NANCY	L	GAGLIARDI	1411	Pawtucket School Dept.	PRSB	53.50	
CARL	F	CHIULLI	1631	Woonsocket School Dept.	PRAM	53.00	
JANICE		HALLAL	1403	Northern Rhode Island Collaborative (NC)	PRMS	53.00	
LINDA		MARTIN	1321	Middletown Public Schools	PRAM	53.00	
DEBRA	L	MORIARTY	1121	Cumberland School Dept.	PRSB	52.50	
ROBERT	J	LECHMAN	1473	Smithfield School Dept. (NC)	PRMS	52.50	
JO ANN	M	FEDE	1281	Johnston School Dept.	PRSB	52.00	
JUDITH ANN		ANTONIO	1161	East Providence Schools	PRSB	52.00	
LINDA	A	TERRANOVA	1621	Westerly School Dept.	PRSB	52.00	
SUSAN	S	EVANS	1373	North Kingstown School Dept. (NC)	PRMS	51.50	
JAMES	M	PARENTE	1471	Smithfield School Dept.	PRSB	51.00	
LISA	E	ALLEN	1073	Chariho Regional School Dist. (NC)	PRMS	51.00	
PAUL	C	MELARAGNO	1631	Woonsocket School Dept.	PRAM	51.00	
THOMAS	P	MONTAQUILA	1441	Providence School Dept.	PRAM	51.00	

**TEACHER RETIREES AND NON-CERTIFIED RETIREES WORKING 2019-2020 SCHOOL YEAR**  
**PRSB--SUBSTITUTE AND IN A STATE SCHOOL SUB; PRAM--VACANCY; PRMS--MUNICIPAL IN A SCHOOL REPORT DTD 09-01-2020**

First Name	Initial	Last Name	Employer Code	Employer	Title/Function	Number of Days	Footnote
EILEEN	A	MULLANEY	1441	Providence School Dept.	PRAM	50.00	
LINDSEY		WELLS	1441	Providence School Dept.	PRAM	50.00	
BRUCE	C	WELLER	1151	East Greenwich School Dept.	PRSB	49.00	
TERRIE	A	SILVA-LEONI	1391	North Smithfield School Dept.	PRSB	49.00	
KATHLEEN	D	HUDSON	1091	Coventry Public Schools	PRSB	48.50	
DONNA		LANGTON	1411	Pawtucket School Dept.	PRSB	48.00	
DOROTHY		MURRAY	1031	Burrillville School Dept.	PRAM	48.00	
PATRICIA	A	WILLIAMS	1111	Cranston School Dept.	PRSB	48.00	
STEPHEN	M	MCCARTY	1491	South Kingstown School Dept.	PRSB	48.00	
BARRY	L	LIAL	1441	Providence School Dept.	PRSB	47.00	
MARY	L	CORREIA	1421	Portsmouth School Dept.	PRSB	47.00	
MICHAEL		JAMES	1491	South Kingstown School Dept.	PRSB	47.00	
SANDRA	G	LEWIS	1441	Providence School Dept.	PRAM	47.00	
ANTHONY		DELSIGNORE	1111	Cranston School Dept.	PRSB	46.50	
THERESA	A	HAWKINS	1373	North Kingstown School Dept. (NC)	PRMS	46.50	
DIANE	M	FARREN	1571	Warwick School Dept.	PRSB	46.00	
MARK		PETRELLA	1111	Cranston School Dept.	PRAM	46.00	Accidental Disability
MARY	C	LOMBARDO	1441	Providence School Dept.	PRAM	46.00	
PAULEEN	M	SLATER	1401	Northern Rhode Island Collaborative	PRSB	46.00	
LAURENT		DESROSIERS	1301	Lincoln School Dept.	PRSB	45.50	
BEVERLY		KENNEY	1071	Chariho Regional School Dist.	PRSB	45.00	
FRANK	C	PICCIRILLI	1441	Providence School Dept.	PRSB	45.00	
JANICE	E	DEFRANCES	1781	South Side Elementary Charter School	PRAM	45.00	
STEPHEN		KANE	1441	Providence School Dept.	PRAM	45.00	
SUSAN	A	ERNO	1441	Providence School Dept.	PRAM	45.00	
PAMELA	J	YOUNG	1121	Cumberland School Dept.	PRSB	44.50	
STEVEN	A	ENRIGHT	1371	North Kingstown School Dept.	PRSB	44.50	
CAMILLE	A	PEZZI	1441	Providence School Dept.	PRAM	44.00	
PEARL		HOLLOWAY	1441	Providence School Dept.	PRAM	44.00	
JANE	P	NOBREGA	1001	Barrington Public Schools	PRSB	43.50	
MICHELLE		GAUTREAU	1631	Woonsocket School Dept.	PRSB	43.50	
ALISE	L	RAMOS	1163	East Providence Schools (NC)	PRMS	43.00	
ARLENE	A	NAPPA	1571	Warwick School Dept.	PRSB	43.00	
BARBARA		MCARDLE	1441	Providence School Dept.	PRAM	43.00	
LINDA	M	IANNETTA	1121	Cumberland School Dept.	PRSB	43.00	
LISA	D	MACCHIONI	1441	Providence School Dept.	PRAM	43.00	
NANCY		SOUZA	1421	Portsmouth School Dept.	PRSB	43.00	
OLGA		GARIEPY	1631	Woonsocket School Dept.	PRSB	43.00	
STEPHEN		KANE	1441	Providence School Dept.	PRSB	43.00	
BARBARA		RIX	1001	Barrington Public Schools	PRSB	42.50	
DONNA	H	CARREIRO	1001	Barrington Public Schools	PRAM	42.50	
CAROLYN	M	PELZMAN	1471	Smithfield School Dept.	PRSB	42.00	
CLAUDIA		VIEIRA	1411	Pawtucket School Dept.	PRSB	42.00	
DIANE	M	DESIMONE	1441	Providence School Dept.	PRAM	42.00	
EILEEN		AFONSO	1441	Providence School Dept.	PRAM	42.00	

**TEACHER RETIREES AND NON-CERTIFIED RETIREES WORKING 2019-2020 SCHOOL YEAR**  
**PRSB--SUBSTITUTE AND IN A STATE SCHOOL SUB; PRAM--VACANCY; PRMS--MUNICIPAL IN A SCHOOL REPORT DTD 09-01-2020**

First Name	Initial	Last Name	Employer Code	Employer	Title/Function	Number of Days	Footnote
GIUSEPPE		DISERIO	1473	Smithfield School Dept. (NC)	PRMS	42.00	
HELEN	A	D ANDREA	1441	Providence School Dept.	PRAM	42.00	
LARRY	W	DAVIDSON	1071	Chariho Regional School Dist.	PRSB	42.00	
ZITA		BUTLER	1411	Pawtucket School Dept.	PRSB	42.00	
MARYELLEN		PIERCE	1373	North Kingstown School Dept. (NC)	PRMS	41.50	
NANCY	A	GAGE	1151	East Greenwich School Dept.	PRSB	41.50	
JOHN	E	LAWRENCE	1471	Smithfield School Dept.	PRSB	41.00	
LAURIE	A	MAGNETTE	1441	Providence School Dept.	PRAM	41.00	
LYNNE	I	EDMONDS	1441	Providence School Dept.	PRSB	41.00	
NICOLETTE		CIANO	1441	Providence School Dept.	PRAM	41.00	
WILLIAM	J	PARE	1441	Providence School Dept.	PRAM	41.00	
JOHN	A	ABBATE	1033	Burrillville School Dept. (NC)	PRMS	40.50	
RAYMOND		PITA	1411	Pawtucket School Dept.	PRSB	40.50	
ALFONSO	G	DIGREGORIO	1441	Providence School Dept.	PRSB	40.00	
BARBARA		HALZEL	1441	Providence School Dept.	PRAM	40.00	
DEBRA		LAMBERT	1311	Little Compton School Dept.	PRAM	40.00	
ERIN		RATH	1281	Johnston School Dept.	PRSB	40.00	
MARILYN	A	LADD	1373	North Kingstown School Dept. (NC)	PRMS	40.00	
MAUREEN	A	PINKSAW	1441	Providence School Dept.	PRAM	40.00	
PHYLLIS	R	OELBAUM	1441	Providence School Dept.	PRAM	40.00	
ANN	M	FAGAN	1353	Newport School Dept. (NC)	PRMS	39.50	
CHERYL	L	CAMARA	1161	East Providence Schools	PRSB	39.50	
FRANCES	E	ZISSERSON	1113	Cranston School Dept. (NC)	PRMS	39.00	
FRANCIS	A	PALAZZI	1441	Providence School Dept.	PRSB	39.00	
JAMES	E	HAWORTH	1111	Cranston School Dept.	PRSB	39.00	
LORETTA	M	CARNES	1631	Woonsocket School Dept.	PRAM	39.00	
PHILIP	W	KERSHAW	1611	West Warwick School Dept.	PRSB	39.00	
DAVID		SOUZA	1163	East Providence Schools (NC)	PRMS	38.00	
JOSEPH	M	MAGUIRE	1441	Providence School Dept.	PRSB	38.00	
LINDA	M	IANNETTA	1121	Cumberland School Dept.	PRAM	38.00	
LYNN	M	REYNOLDS	1323	Middletown Public Schools (NC)	PRMS	38.00	
RALPH		ORLECK	1441	Providence School Dept.	PRSB	38.00	
THOMAS	P	MONTAQUILA	1441	Providence School Dept.	PRSB	38.00	
RUSSELL	D	NOBLE	1001	Barrington Public Schools	PRSB	37.50	
GERALDINE	L	BURGESS	1631	Woonsocket School Dept.	PRSB	37.00	
MARIA	G	JONES	1621	Westerly School Dept.	PRSB	37.00	
SUZANNE	P	TELLIER	1121	Cumberland School Dept.	PRSB	37.00	
CLARE	F	ACCARDI	1001	Barrington Public Schools	PRSB	36.50	
DONALD	P	FAELLA	1121	Cumberland School Dept.	PRSB	36.50	
CHERYL	S	SACHS	1111	Cranston School Dept.	PRSB	36.00	
CLAUDE	M	WATSKY	1491	South Kingstown School Dept.	PRSB	36.00	
CYNTHIA		NEDWIDEK	1621	Westerly School Dept.	PRSB	36.00	
DEBORAH	D	MELLION	1631	Woonsocket School Dept.	PRSB	36.00	
DEBRA		MCCLELLAND	1411	Pawtucket School Dept.	PRSB	36.00	
EILEEN	A	MULLANEY	1441	Providence School Dept.	PRSB	36.00	

**TEACHER RETIREES AND NON-CERTIFIED RETIREES WORKING 2019-2020 SCHOOL YEAR**  
**PRSB--SUBSTITUTE AND IN A STATE SCHOOL SUB; PRAM--VACANCY; PRMS--MUNICIPAL IN A SCHOOL REPORT DTD 09-01-2020**

First Name	Initial	Last Name	Employer Code	Employer	Title/Function	Number of Days	Footnote
KATHLEEN	M	COOK	1631	Woonsocket School Dept.	PRAM	36.00	
THELMA	E	BURBANK	1411	Pawtucket School Dept.	PRSB	36.00	
BETTY	A	NADROWSKI	1091	Coventry Public Schools	PRSB	35.50	
ANN		JANKOWSKI	1421	Portsmouth School Dept.	PRAM	35.00	
AUDREY		GUTTIN	1111	Cranston School Dept.	PRSB	35.00	
BARBARA		MCARDLE	1441	Providence School Dept.	PRSB	35.00	
BRUCE	J	MACKSOD	1381	North Providence School Dept.	PRSB	35.00	
CAMILLE	A	PEZZI	1441	Providence School Dept.	PRSB	35.00	
CORINNE	B	TATE	1441	Providence School Dept.	PRAM	35.00	
NANCY	A	GAGE	1031	Burrillville School Dept.	PRSB	35.00	
SUZANNE	E	BETTENCOURT	1091	Coventry Public Schools	PRSB	35.00	
SUSAN		DOBOSZYNSKI	1331	Narragansett School Dept.	PRSB	34.50	
ELIZABETH		KEEGAN	1301	Lincoln School Dept.	PRSB	34.00	
ELIZABETH	A	CLESAS	1441	Providence School Dept.	PRAM	34.00	
ELLEN	L	VERMETTE	1411	Pawtucket School Dept.	PRSB	34.00	
JONATHAN	A	MURRAY	1071	Chariho Regional School Dist.	PRSB	34.00	
LORY	I	FITZGERALD	1441	Providence School Dept.	PRAM	34.00	
LORY	I	FITZGERALD	1441	Providence School Dept.	PRSB	34.00	
LYNNE	I	EDMONDS	1441	Providence School Dept.	PRAM	34.00	
MARYBETH		CZERNICKI	1441	Providence School Dept.	PRAM	34.00	
RAFAEL	E	LUNA	1441	Providence School Dept.	PRAM	34.00	
RICHARD		BERNARDO	1531	Tiverton School Dept.	PRSB	34.00	
SUZANNE	C	MILLS SHAW	1311	Little Compton School Dept.	PRAM	34.00	
WILLIAM	J	PARE	1441	Providence School Dept.	PRSB	34.00	
JOHN	T	CANOLE	1341	New Shoreham School Dist.	PRAM	33.50	
CELESTE	M	POTTER	1473	Smithfield School Dept. (NC)	PRMS	33.00	
EILEEN	A	DRURY	1031	Burrillville School Dept.	PRSB	33.00	
DEBORAH	A	ALMAGNO	1441	Providence School Dept.	PRSB	32.00	
DOMENIC	N	MARCONE	1371	North Kingstown School Dept.	PRSB	32.00	
LINDA	A	BEVILAQUA	1571	Warwick School Dept.	PRSB	32.00	
MARY LOUISE		MASSON	1491	South Kingstown School Dept.	PRSB	32.00	
MAUREEN	A	DEL SESTO	1381	North Providence School Dept.	PRSB	32.00	
SANDRA	G	LEWIS	1441	Providence School Dept.	PRSB	32.00	
DIANE	C	GUAY	1031	Burrillville School Dept.	PRSB	31.50	
FRANCINE	S	MARZILLI	1571	Warwick School Dept.	PRSB	31.50	
LISA	A	PETERSON	1301	Lincoln School Dept.	PRSB	31.50	
MICHAEL	A	YATES	1323	Middletown Public Schools (NC)	PRMS	31.50	
PETER		MOREAU	1301	Lincoln School Dept.	PRSB	31.50	
ANNE	N	COLANNINO	1441	Providence School Dept.	PRSB	31.00	
BEVERLY	B	TINKHAM	1211	Glocester School Dist.	PRSB	31.00	
CAROL	A	MITOLA	1391	North Smithfield School Dept.	PRAM	31.00	Return from Suspension
DIANE	L	LOEBSACK	1441	Providence School Dept.	PRSB	31.00	
ELGERINE		ROBERTS	1441	Providence School Dept.	PRAM	31.00	
KATHLEEN		MELLOR	1281	Johnston School Dept.	PRSB	31.00	
LINDA		SILVA	1301	Lincoln School Dept.	PRSB	31.00	

**TEACHER RETIREES AND NON-CERTIFIED RETIREES WORKING 2019-2020 SCHOOL YEAR**  
**PRSB--SUBSTITUTE AND IN A STATE SCHOOL SUB; PRAM--VACANCY; PRMS--MUNICIPAL IN A SCHOOL REPORT DTD 09-01-2020**

First Name	Initial	Last Name	Employer Code	Employer	Title/Function	Number of Days	Footnote
MARIE	F	LUPINO	1111	Cranston School Dept.	PRSB	31.00	
PHYLLIS	R	OELBAUM	1441	Providence School Dept.	PRSB	31.00	
THERESA	M	TAYLOR	1151	East Greenwich School Dept.	PRSB	31.00	
CAROL	A	SHEA	1161	East Providence Schools	PRSB	30.50	
AUGUSTO	C	SANTANA	1441	Providence School Dept.	PRSB	30.00	
BRENDA		MACLEAN	1611	West Warwick School Dept.	PRSB	30.00	
CHRISTINE		MATHIEU	1441	Providence School Dept.	PRAM	30.00	
DOROTHY	J	KUPITZ	1441	Providence School Dept.	PRAM	30.00	
DOROTHY	J	KUPITZ	1441	Providence School Dept.	PRSB	30.00	
GUY	D	ALBA	1441	Providence School Dept.	PRSB	30.00	
JAMES	E	MURANO	1371	North Kingstown School Dept.	PRSB	30.00	
JOSE	D	FERMIN	1441	Providence School Dept.	PRAM	30.00	
JUDITH		GUGEL	1411	Pawtucket School Dept.	PRSB	30.00	
KATHLEEN	A	WALSH	1571	Warwick School Dept.	PRSB	30.00	
KATHLEEN	G	RIOUX	1531	Tiverton School Dept.	PRSB	30.00	
KATHLEEN	P	BROWNING	1621	Westerly School Dept.	PRSB	30.00	
LISA	D	MACCHIONI	1441	Providence School Dept.	PRSB	30.00	
MARY	K	GREENAN	1491	South Kingstown School Dept.	PRSB	30.00	
ROSEMARIE		CABRAL	1471	Smithfield School Dept.	PRSB	30.00	
CAROL	A	MARGINSON	1571	Warwick School Dept.	PRAM	29.50	
ANNE	D	MANTIA	1111	Cranston School Dept.	PRSB	29.00	
CLAUDIA	A	CARR	1121	Cumberland School Dept.	PRSB	29.00	
DEBORAH	A	JONES	1121	Cumberland School Dept.	PRSB	29.00	
DENNIS	N	TROPEA	1111	Cranston School Dept.	PRSB	29.00	
FERDINAND		RODRIGUEZ-VEGA	1441	Providence School Dept.	PRAM	29.00	
FRANK	C	PICCIRILLI	1441	Providence School Dept.	PRAM	29.00	
GERALD	A	FOGEL	1441	Providence School Dept.	PRSB	29.00	
JOAO	A	DOROSARIO	1441	Providence School Dept.	PRAM	29.00	
KAREN	C	PURTILL	1181	Exeter/West Greenwich Reg. Schools	PRSB	29.00	
MARY	B	CULLEN	1441	Providence School Dept.	PRAM	29.00	
PEARL		HOLLOWAY	1441	Providence School Dept.	PRSB	29.00	
RALPH		ORLECK	1441	Providence School Dept.	PRAM	29.00	
MARILYN		PERRY	1161	East Providence Schools	PRSB	28.50	
MAUREEN		DE CRESCENZO	1751	RI NURSES INSTITUTE	PRAM	28.50	
ANNE	M	DIAMOND	1441	Providence School Dept.	PRAM	28.00	
ELAINE	A	HOULE	1571	Warwick School Dept.	PRSB	28.00	
FRANK	G	RICCI	1571	Warwick School Dept.	PRSB	28.00	
JEANMARIE		MANNI	1111	Cranston School Dept.	PRSB	28.00	
JOAO	A	DOROSARIO	1441	Providence School Dept.	PRSB	28.00	
JOSEPH		CROWLEY	1533	Tiverton School Dept. (NC)	PRMS	28.00	
KENNETH	C	PERRY	1441	Providence School Dept.	PRAM	28.00	
LUCY	E	LAMBOY	1441	Providence School Dept.	PRAM	28.00	
PERLA		MCGUINNESS	1441	Providence School Dept.	PRSB	28.00	
SANDRA	H	WYTRWAL	1121	Cumberland School Dept.	PRSB	28.00	
SUSAN		VERRECCHIA	1441	Providence School Dept.	PRSB	28.00	



**TEACHER RETIREES AND NON-CERTIFIED RETIREES WORKING 2019-2020 SCHOOL YEAR**  
**PRSB--SUBSTITUTE AND IN A STATE SCHOOL SUB; PRAM--VACANCY; PRMS--MUNICIPAL IN A SCHOOL REPORT DTD 09-01-2020**

First Name	Initial	Last Name	Employer Code	Employer	Title/Function	Number of Days	Footnote
JUDITH	A	CALABRETTA	1321	Middletown Public Schools	PRSB	27.50	
ANITA		GRIST	1213	Glocester School Dist. (NC)	PRMS	27.00	
ELGERINE		ROBERTS	1441	Providence School Dept.	PRSB	27.00	
LINDA		BUTERA NOBLE	1441	Providence School Dept.	PRAM	27.00	
LUCY	E	LAMBOY	1441	Providence School Dept.	PRSB	27.00	
RODOLFO		VARGAS	1441	Providence School Dept.	PRAM	27.00	
RODOLFO		VARGAS	1441	Providence School Dept.	PRSB	27.00	
THERESA SMITH		DORRY	1631	Woonsocket School Dept.	PRSB	27.00	
LISA	J	TUTAJ-HARPIN	1031	Burrillville School Dept.	PRAM	26.50	
ANN		SAN ANTONIO	1441	Providence School Dept.	PRAM	26.00	
CHRISTINE	L	WEBB	1331	Narragansett School Dept.	PRSB	26.00	
CORINNE	B	TATE	1441	Providence School Dept.	PRSB	26.00	
EDWARD	J	FERRARIO	1371	North Kingstown School Dept.	PRSB	26.00	
FRANCIS	C	MCCARTIN	1411	Pawtucket School Dept.	PRSB	26.00	
GEORGE		MCFADDEN	1441	Providence School Dept.	PRAM	26.00	
LINDA		BUTERA NOBLE	1441	Providence School Dept.	PRSB	26.00	
MARCELLA	O	WEINBERG	1441	Providence School Dept.	PRSB	26.00	
MARTHA	D	TAYLOR	1283	Johnston School Dept. (NC)	PRMS	26.00	
NICOLETTE		CIANO	1441	Providence School Dept.	PRSB	26.00	
PATRICIA	L	DIONNE	1161	East Providence Schools	PRSB	26.00	
RAFAEL	E	LUNA	1441	Providence School Dept.	PRSB	26.00	
SUSAN		YESSIAN	1111	Cranston School Dept.	PRSB	26.00	
JOHN	E	LALLI	1421	Portsmouth School Dept.	PRAM	25.50	
ANGELO		NERI	1441	Providence School Dept.	PRAM	25.00	
ANGELO		NERI	1441	Providence School Dept.	PRSB	25.00	
ANNE	M	DIAMOND	1441	Providence School Dept.	PRSB	25.00	
BARBARA		HALZEL	1441	Providence School Dept.	PRSB	25.00	
CAROLYN	H	PERKINS	1071	Chariho Regional School Dist.	PRSB	25.00	
CLAUDIA		BARRETT	1441	Providence School Dept.	PRSB	25.00	
COLLEEN	M	VORRO	1571	Warwick School Dept.	PRSB	25.00	
JAMES	R	GAMBARDELLA	1441	Providence School Dept.	PRAM	25.00	
KATHRYN		MANSFIELD	1631	Woonsocket School Dept.	PRSB	25.00	
KATHY		DIAS	1441	Providence School Dept.	PRAM	25.00	
KENNETH	C	PERRY	1441	Providence School Dept.	PRSB	25.00	
LINDA	J	LICKER	1111	Cranston School Dept.	PRSB	25.00	
MARGARET	E	GALLAGHER-ELMER	1301	Lincoln School Dept.	PRSB	25.00	
MAUREEN	A	PINKSAW	1441	Providence School Dept.	PRSB	25.00	
FRANK		PALLOTTA JR	1151	East Greenwich School Dept.	PRSB	24.50	
PAMELA	R	ALEXANDER	1321	Middletown Public Schools	PRSB	24.50	
CATHLEEN	A	MONROE	1113	Cranston School Dept. (NC)	PRMS	24.00	
DENNIS	T	RINALDI	1441	Providence School Dept.	PRSB	24.00	
ELIZABETH	S	STONER	1001	Barrington Public Schools	PRSB	24.00	
JOHN	A	EGAN	1631	Woonsocket School Dept.	PRSB	24.00	
MARIA	J	MANSELLA	1031	Burrillville School Dept.	PRAM	24.00	
MARJORIE	C	HUGHES	1151	East Greenwich School Dept.	PRSB	24.00	

**TEACHER RETIREES AND NON-CERTIFIED RETIREES WORKING 2019-2020 SCHOOL YEAR**  
**PRSB--SUBSTITUTE AND IN A STATE SCHOOL SUB; PRAM--VACANCY; PRMS--MUNICIPAL IN A SCHOOL REPORT DTD 09-01-2020**

First Name	Initial	Last Name	Employer Code	Employer	Title/Function	Number of Days	Footnote
MARY	B	CULLEN	1441	Providence School Dept.	PRSB	24.00	
PAULA	J	LAMARCHE	1571	Warwick School Dept.	PRSB	24.00	
RONALD	L	JOHNSTON	1061	Central Falls Collaborative	PRAM	24.00	
SALLY		GARABEDIAN	1441	Providence School Dept.	PRSB	24.00	
HAROLD	J	SMITH	2000	State	PRSB	23.50	
JUDITH	K	MCANDREW	1621	Westerly School Dept.	PRSB	23.50	
LISA	A	ROSE	1161	East Providence Schools	PRSB	23.50	
LYNN		DOUGHERTY	1491	South Kingstown School Dept.	PRAM	23.50	
PAUL	W	VIGEANT	1731	The Greene School	PRAM	23.50	
BRUCE	S	EVJE	1611	West Warwick School Dept.	PRSB	23.00	
CANDACE	A	MCCALL	1441	Providence School Dept.	PRAM	23.00	
CARMEN	M	ROBICHAUD	1441	Providence School Dept.	PRAM	23.00	
DAVID	A	SWEET	1031	Burrillville School Dept.	PRAM	23.00	
EDMUND	Z	BARGBLOR	1441	Providence School Dept.	PRSB	23.00	
SHEILA	S	DEASCENTIS	1353	Newport School Dept. (NC)	PRMS	23.00	
STEPHEN	P	KIRBY	1571	Warwick School Dept.	PRSB	23.00	
VIOLETTE		FALK	1441	Providence School Dept.	PRAM	23.00	
JOYCE		WACKS	1411	Pawtucket School Dept.	PRSB	22.50	
ANTHONY	J	TUTALO	1441	Providence School Dept.	PRAM	22.00	
CHRISTINE		MATHIEU	1441	Providence School Dept.	PRSB	22.00	
GAYLE	J	DENELLE	1491	South Kingstown School Dept.	PRSB	22.00	
JAMES	R	GAMBARDELLA	1441	Providence School Dept.	PRSB	22.00	
LINDA	M	SULLIVAN	2010	Department of Corrections	PRSB	22.00	
SALLY	A	QUINN	1471	Smithfield School Dept.	PRSB	22.00	
PATRICIA		REALI	1611	West Warwick School Dept.	PRSB	21.50	
CAROL	R	KEEGAN	1211	Glocester School Dist.	PRSB	21.00	
CLAUDIA		BARRETT	1441	Providence School Dept.	PRAM	21.00	
DIANNE	M	RENZI	1441	Providence School Dept.	PRAM	21.00	
ELAINE	A	ALMAGNO	1441	Providence School Dept.	PRSB	21.00	
LORI		RATHBONE	1071	Chariho Regional School Dist.	PRSB	21.00	
MARIO	E	PAPITTO	1063	Central Falls School Dist. (NC)	PRMS	21.00	
MARY ANN		ANTHONY	1611	West Warwick School Dept.	PRSB	21.00	
MURKJE		DEKOE	1441	Providence School Dept.	PRSB	21.00	
PATRICIA	I	RAYCES	1441	Providence School Dept.	PRAM	21.00	
THOMAS	A	GENTILE	1441	Providence School Dept.	PRAM	21.00	
WILLIAM		HODGE	1491	South Kingstown School Dept.	PRSB	21.00	
SANTIAGO		ALMANZAR	1441	Providence School Dept.	PRAM	20.50	
SUSAN	L	PRIGNANO	1091	Coventry Public Schools	PRSB	20.50	
CHARLOTTE		TAVARES	1441	Providence School Dept.	PRSB	20.00	
ELIZABETH	A	CLESAS	1441	Providence School Dept.	PRSB	20.00	
KAREN	L	SEITLER	1371	North Kingstown School Dept.	PRSB	20.00	
KATHY		DIAS	1441	Providence School Dept.	PRSB	20.00	
LINDA	D	ACTON	1373	North Kingstown School Dept. (NC)	PRMS	20.00	
MARY	E	RICHARDS	1471	Smithfield School Dept.	PRSB	20.00	
MICHELLE	M	DAVID	1113	Cranston School Dept. (NC)	PRMS	20.00	

**TEACHER RETIREES AND NON-CERTIFIED RETIREES WORKING 2019-2020 SCHOOL YEAR**  
**PRSB--SUBSTITUTE AND IN A STATE SCHOOL SUB; PRAM--VACANCY; PRMS--MUNICIPAL IN A SCHOOL REPORT DTD 09-01-2020**

First Name	Initial	Last Name	Employer Code	Employer	Title/Function	Number of Days	Footnote
THOMAS	R	HINES	1471	Smithfield School Dept.	PRSB	20.00	
DIANE	S	PAYSON	1123	Cumberland School Dept. (NC)	PRMS	19.50	
MARILYN		WHITTET	1691	Blackstone Academy Charter School, Inc.	PRAM	19.50	
BARBARA	F	PENZA	1571	Warwick School Dept.	PRSB	19.00	
CARMEN	M	ROBICHAUD	1441	Providence School Dept.	PRSB	19.00	
CAROL	K	BATCHELDER	1331	Narragansett School Dept.	PRSB	19.00	
DEBORAH	A	LOCKWOOD	1441	Providence School Dept.	PRSB	19.00	
JAMES	E	MURANO	1491	South Kingstown School Dept.	PRAM	19.00	
MARCELLA	O	WEINBERG	1441	Providence School Dept.	PRAM	19.00	
NETTIE	L	ALEXANDER	1441	Providence School Dept.	PRSB	19.00	
RONALD	F	MARA	1441	Providence School Dept.	PRAM	19.00	
SHARLEEN		CHRISTINA	1571	Warwick School Dept.	PRSB	19.00	
CHERYL	C	BLUMENBAUM	1331	Narragansett School Dept.	PRSB	18.50	
JANET	J	D'ALESANDRE	1301	Lincoln School Dept.	PRSB	18.50	
JANICE	E	ABRAHAM	1091	Coventry Public Schools	PRSB	18.50	
ANNE	N	COLANNINO	1441	Providence School Dept.	PRAM	18.00	
CAROLE	M	DONAHUE	1001	Barrington Public Schools	PRSB	18.00	
JANET	M	SNYDER	1151	East Greenwich School Dept.	PRSB	18.00	
JOSE	R	ALEMAN	1441	Providence School Dept.	PRSB	18.00	
LINDA	D	ACTON	1371	North Kingstown School Dept.	PRSB	18.00	
MAUREEN	F	LECLAIR	1091	Coventry Public Schools	PRSB	18.00	
REBECCA		JOHNSON	1491	South Kingstown School Dept.	PRSB	18.00	
STEPHEN	A	IANNOTTI	1441	Providence School Dept.	PRAM	18.00	
STEPHEN	A	IANNOTTI	1441	Providence School Dept.	PRSB	18.00	
SUSAN		VERRECCHIA	1441	Providence School Dept.	PRAM	18.00	
SUSAN	A	ERNO	1441	Providence School Dept.	PRSB	18.00	
ARTHUR		ENTWISTLE	1033	Burrillville School Dept. (NC)	PRMS	17.00	
JOHANNA	L	CADORET	1321	Middletown Public Schools	PRSB	17.00	
LOUIS	D	GERBI	1001	Barrington Public Schools	PRSB	17.00	
MARIA		BRADFIELD	1353	Newport School Dept. (NC)	PRMS	17.00	
PATRICIA		RIBEIRO	1611	West Warwick School Dept.	PRSB	17.00	
PATRICIA	E	WINIARSKI	1411	Pawtucket School Dept.	PRSB	17.00	
PATRICIA	I	RAYCES	1441	Providence School Dept.	PRSB	17.00	
GERALDINE	L	GIROUX	1611	West Warwick School Dept.	PRSB	16.50	
BARBARA		KEEGAN	1373	North Kingstown School Dept. (NC)	PRMS	16.00	
DIANNE	M	RENZI	1441	Providence School Dept.	PRSB	16.00	
JAMES	E	MURANO	1491	South Kingstown School Dept.	PRSB	16.00	
MARY	L	CORREIA	1421	Portsmouth School Dept.	PRAM	16.00	
MARY LOU		RIKER	1371	North Kingstown School Dept.	PRSB	16.00	
NANCY	A	FISCHER	1071	Chariho Regional School Dist.	PRSB	16.00	
PAULINE	A	SILVA	1571	Warwick School Dept.	PRSB	16.00	
STEVEN		COHEN	1441	Providence School Dept.	PRAM	16.00	
BARBARA	A	RING	1351	Newport School Dept.	PRSB	15.50	
BARRY	L	LIAL	1441	Providence School Dept.	PRAM	15.00	
CAROL	A	MARGINSON	1571	Warwick School Dept.	PRSB	15.00	

**TEACHER RETIREES AND NON-CERTIFIED RETIREES WORKING 2019-2020 SCHOOL YEAR**  
**PRSB--SUBSTITUTE AND IN A STATE SCHOOL SUB; PRAM--VACANCY; PRMS--MUNICIPAL IN A SCHOOL REPORT DTD 09-01-2020**

First Name	Initial	Last Name	Employer Code	Employer	Title/Function	Number of Days	Footnote
CYNTHIA	A	DINOBI	1471	Smithfield School Dept.	PRSB	15.00	
DONNA	M	MEIZOSO	1471	Smithfield School Dept.	PRSB	15.00	
JOHN	E	LALLI	1371	North Kingstown School Dept.	PRSB	15.00	
JOHN	L	MCKENNA	1381	North Providence School Dept.	PRSB	15.00	
LORI		DUBUC	1331	Narragansett School Dept.	PRSB	15.00	
MARY LOU		RIKER	1281	Johnston School Dept.	PRSB	15.00	
MURKJE		DEKOE	1441	Providence School Dept.	PRAM	15.00	
NANCY		TOBIN	1441	Providence School Dept.	PRAM	15.00	Failed to wait 45 days to start PRE (11 days adj.)
RUSSELL	E	SPENCER	1153	East Greenwich School Dist. (NC)	PRMS	15.00	
DONNA	A	KENYON	2010	Department of Corrections	PRSB	14.50	
KATHLEEN		LARSON	1091	Coventry Public Schools	PRSB	14.50	
LAURA		BARRETO	1413	Pawtucket School Dept. (NC)	PRMS	14.50	
SHIRLEY-ANN		HALL	1091	Coventry Public Schools	PRSB	14.50	
ANNE	M	BOBOLA	1381	North Providence School Dept.	PRAM	14.00	
CANDACE	A	MCCALL	1441	Providence School Dept.	PRSB	14.00	
CAROL		VESECE	1411	Pawtucket School Dept.	PRSB	14.00	
LINDA	R	ST OURS	1151	East Greenwich School Dept.	PRSB	14.00	
MARILYN	F	MOSKOL	1351	Newport School Dept.	PRSB	14.00	
PETER	M	BASILIERE	1441	Providence School Dept.	PRAM	14.00	
ROXANNE	M	GORDON	1411	Pawtucket School Dept.	PRSB	14.00	
SHANNON		CONTI	1473	Smithfield School Dept. (NC)	PRMS	14.00	
CLAUDE	M	WATSKY	1331	Narragansett School Dept.	PRSB	13.50	
MARSHA	L	GUTIERREZ	1373	North Kingstown School Dept. (NC)	PRMS	13.50	
CHRISTINE	A	GEISELMAN	1411	Pawtucket School Dept.	PRSB	13.00	
DAVID		CAPUANO	1111	Cranston School Dept.	PRSB	13.00	
JANE		BATES	1493	South Kingstown School Dept. (NC)	PRMS	13.00	
JUAN	A	RODRIGUEZ	1441	Providence School Dept.	PRSB	13.00	
MARLENE		SILVESTRI	1413	Pawtucket School Dept. (NC)	PRMS	12.50	
SUSAN	J	PRENTISS	1633	Woonsocket School Dept. (NC)	PRMS	12.50	
ALFONSO	G	DIGREGORIO	1441	Providence School Dept.	PRAM	12.00	
CAROL	A	BOTELHO	1161	East Providence Schools	PRSB	12.00	
FERN	J	ROULEAU	1441	Providence School Dept.	PRAM	12.00	
JANET		TARPEY	1411	Pawtucket School Dept.	PRSB	12.00	
JOYCE	P	FINLEY	1381	North Providence School Dept.	PRSB	12.00	
LARRY	W	DAVIDSON	1621	Westerly School Dept.	PRSB	12.00	
LAURA	J	PELLEGRINO	1621	Westerly School Dept.	PRSB	12.00	
LAUREN	E	PLANTE	1411	Pawtucket School Dept.	PRSB	12.00	
MARGARET	E	GALLAGHER-ELMER	1301	Lincoln School Dept.	PRAM	12.00	
MICHELLE		NATALIZIA	1441	Providence School Dept.	PRAM	12.00	
RICHARD	S	BENSUSAN	1441	Providence School Dept.	PRSB	12.00	
VALERIE	L	DILIBERO	1181	Exeter/West Greenwich Reg. Schools	PRSB	12.00	
JOANNE	K	DOYLE	1151	East Greenwich School Dept.	PRSB	11.50	
CAROL		BLISS	1441	Providence School Dept.	PRAM	11.00	
EILEEN		AFONSO	1441	Providence School Dept.	PRSB	11.00	
JOHN		JASIONOWSKI	1413	Pawtucket School Dept. (NC)	PRMS	11.00	

**TEACHER RETIREES AND NON-CERTIFIED RETIREES WORKING 2019-2020 SCHOOL YEAR**  
**PRSB--SUBSTITUTE AND IN A STATE SCHOOL SUB; PRAM--VACANCY; PRMS--MUNICIPAL IN A SCHOOL REPORT DTD 09-01-2020**

First Name	Initial	Last Name	Employer Code	Employer	Title/Function	Number of Days	Footnote
KATHLEEN	F	BENNETT	1151	East Greenwich School Dept.	PRSB	11.00	
MARILYN	M	BUCHANAN	1281	Johnston School Dept.	PRSB	11.00	
MARY JANE		ESTRELLA	1161	East Providence Schools	PRSB	11.00	
NANCY		TOBIN	1441	Providence School Dept.	PRSB	11.00	
PATRICIA	A	HART	1151	East Greenwich School Dept.	PRSB	11.00	
PATRICIA	M	MACE	1353	Newport School Dept. (NC)	PRMS	11.00	
STEPHEN	C	PONTE	1321	Middletown Public Schools	PRSB	11.00	
VALERIE	L	DILIBERO	1441	Providence School Dept.	PRAM	11.00	
ARLENE		MCVEIGH	1441	Providence School Dept.	PRAM	10.50	
JANICE	L	MOWRY	1371	North Kingstown School Dept.	PRSB	10.50	
ALISE	L	RAMOS	1161	East Providence Schools	PRSB	10.00	
BEVERLY	A	DEWARE	1441	Providence School Dept.	PRAM	10.00	
CATHERINE	L	SCAMPOLI	1111	Cranston School Dept.	PRSB	10.00	
CHARLES		GRAY JR	1621	Westerly School Dept.	PRSB	10.00	
DIANE	M	DESIMONE	1441	Providence School Dept.	PRSB	10.00	
ELAINE	A	ALMAGNO	1441	Providence School Dept.	PRAM	10.00	
KATHLEEN	F	UPDEGROVE	1421	Portsmouth School Dept.	PRAM	10.00	
LAURENT		DESROSIER	1301	Lincoln School Dept.	PRAM	10.00	
LAURIE	A	MAGNETTE	1441	Providence School Dept.	PRSB	10.00	
MICHELLE		NATALIZIA	1441	Providence School Dept.	PRSB	10.00	
SABINA	M	REI	1061	Central Falls Collaborative	PRAM	10.00	
THELMA	E	BURBANK	1471	Smithfield School Dept.	PRSB	10.00	
VIOLETTE		FALK	1441	Providence School Dept.	PRSB	10.00	
JOSEPH		CROWLEY	1531	Tiverton School Dept.	PRAM	9.50	
MARIA	M	DUARTE	1161	East Providence Schools	PRSB	9.50	
SARAH	S	GOLDBERG	1471	Smithfield School Dept.	PRSB	9.50	
THOMAS	V	STEPKA	1121	Cumberland School Dept.	PRSB	9.50	
ANN		SAN ANTONIO	1441	Providence School Dept.	PRSB	9.00	
BERYL		JOHNSTON	1331	Narragansett School Dept.	PRSB	9.00	
CAROL		BLISS	1441	Providence School Dept.	PRSB	9.00	
DEBORAH	A	LOCKWOOD	1441	Providence School Dept.	PRAM	9.00	
GEORGE		MCFADDEN	1441	Providence School Dept.	PRSB	9.00	
JO ANN	A	CONWAY	1031	Burrillville School Dept.	PRSB	9.00	
LINDA		SILVA	1301	Lincoln School Dept.	PRAM	9.00	
MARY	C	LOMBARDO	1441	Providence School Dept.	PRSB	9.00	
NANCY	P	MCGOVERN	1111	Cranston School Dept.	PRSB	9.00	
FRANK		KENDRA	1631	Woonsocket School Dept.	PRSB	8.50	
KATHLEEN	F	UPDEGROVE	1351	Newport School Dept.	PRSB	8.50	
KATHRYN	F	NOLETT	1471	Smithfield School Dept.	PRSB	8.50	
LORI		DESIMONE	1381	North Providence School Dept.	PRAM	8.50	
MARGARET	G	HARRIS	1091	Coventry Public Schools	PRSB	8.50	
MICHAEL		FRANCO	1611	West Warwick School Dept.	PRSB	8.50	
SHIRLEY		ST. AMAND	1091	Coventry Public Schools	PRSB	8.50	
VALERIE	L	DILIBERO	1441	Providence School Dept.	PRSB	8.50	
BRUCE	J	WHITEHOUSE	1091	Coventry Public Schools	PRSB	8.00	

**TEACHER RETIREES AND NON-CERTIFIED RETIREES WORKING 2019-2020 SCHOOL YEAR**  
**PRSB--SUBSTITUTE AND IN A STATE SCHOOL SUB; PRAM--VACANCY; PRMS--MUNICIPAL IN A SCHOOL REPORT DTD 09-01-2020**

First Name	Initial	Last Name	Employer Code	Employer	Title/Function	Number of Days	Footnote
DEBORAH		BOLTON	1411	Pawtucket School Dept.	PRSB	8.00	
DEBORAH	J	COTE	1471	Smithfield School Dept.	PRSB	8.00	
DEBORAH	P	BRITTON	1371	North Kingstown School Dept.	PRSB	8.00	
JOSEPH		CROWLEY	1381	North Providence School Dept.	PRAM	8.00	
MARK		BUTLER	1493	South Kingstown School Dept. (NC)	PRMS	8.00	
PAULA		SOULER	1091	Coventry Public Schools	PRSB	8.00	
PAULEEN	M	SLATER	1121	Cumberland School Dept.	PRSB	8.00	
ROBERT	A	HICKS	1491	South Kingstown School Dept.	PRAM	8.00	
ROY	A	COSTA JR	1571	Warwick School Dept.	PRSB	8.00	
SHARON	A	CASCIONE	1611	West Warwick School Dept.	PRSB	8.00	
JEAN	M	GREEN	1091	Coventry Public Schools	PRSB	7.50	
JOSEPH		CROWLEY	1151	East Greenwich School Dept.	PRSB	7.50	
ELIZABETH	J	RODERIQUES	1323	Middletown Public Schools (NC)	PRMS	7.00	
GAIL	M	ROBINSON	1091	Coventry Public Schools	PRSB	7.00	
JACQUELINE		DALEY	1411	Pawtucket School Dept.	PRSB	7.00	
JUDITH	P	SQUIRES	1301	Lincoln School Dept.	PRSB	7.00	
KAREN		MC AVOY	1301	Lincoln School Dept.	PRSB	7.00	
LINDA	F	WARD	1621	Westerly School Dept.	PRSB	7.00	
MARGARET	D	PEREIRA	1321	Middletown Public Schools	PRSB	7.00	
NANCY	L	DOWDING	1391	North Smithfield School Dept.	PRSB	7.00	
STEVEN		MANCINI	1441	Providence School Dept.	PRAM	7.00	
SUSAN		FRIENDSON	1441	Providence School Dept.	PRSB	7.00	
SUSAN	L	DIAS	1353	Newport School Dept. (NC)	PRMS	7.00	
SUSAN	V	MONTI	1441	Providence School Dept.	PRAM	7.00	
CYNTHIA		DICRISTOFORO	1633	Woonsocket School Dept. (NC)	PRMS	6.50	
DAVID	P	STEPKA	1161	East Providence Schools	PRSB	6.50	
JOSEPH		CROWLEY	1381	North Providence School Dept.	PRSB	6.50	
KAREN		FOX	1331	Narragansett School Dept.	PRSB	6.50	
DAVID		CAPUANO	1113	Cranston School Dept. (NC)	PRMS	6.00	
DAVID	A	SWEET	1031	Burrillville School Dept.	PRSB	6.00	
JANICE		PRIMIANO	1411	Pawtucket School Dept.	PRSB	6.00	
JANICE	L	MOWRY	1571	Warwick School Dept.	PRSB	6.00	
JORDAN W		HOROWITZ	1381	North Providence School Dept.	PRSB	6.00	
LOURDES	O	COSTA	1441	Providence School Dept.	PRAM	6.00	
MARY	A	LILLA	1441	Providence School Dept.	PRAM	6.00	
PAUL	A	ORLANDO	1471	Smithfield School Dept.	PRSB	6.00	
STEVEN		KING	1491	South Kingstown School Dept.	PRSB	6.00	
WILLIAM		HODGE	1331	Narragansett School Dept.	PRSB	6.00	
PAULA		MARINARO	1091	Coventry Public Schools	PRSB	5.50	
ANTHONY	J	TUTALO	1441	Providence School Dept.	PRSB	5.00	
BARBARA		RUGGIERI	1113	Cranston School Dept. (NC)	PRMS	5.00	
BRENDA	A	CARPENTIER	1113	Cranston School Dept. (NC)	PRMS	5.00	
ELAINE		SPARLING	1611	West Warwick School Dept.	PRSB	5.00	
KAREN	T	MUIR	1441	Providence School Dept.	PRAM	5.00	
KATHRYN	F	NOLETT	1473	Smithfield School Dept. (NC)	PRMS	5.00	

**TEACHER RETIREES AND NON-CERTIFIED RETIREES WORKING 2019-2020 SCHOOL YEAR**  
**PRSB--SUBSTITUTE AND IN A STATE SCHOOL SUB; PRAM--VACANCY; PRMS--MUNICIPAL IN A SCHOOL REPORT DTD 09-01-2020**

First Name	Initial	Last Name	Employer Code	Employer	Title/Function	Number of Days	Footnote
MARY		SMALL	1411	Pawtucket School Dept.	PRSB	5.00	
MAUREEN	A	RILEY	1471	Smithfield School Dept.	PRSB	5.00	
PATRICIA	M	WINTERS	1151	East Greenwich School Dept.	PRSB	5.00	
RUTHANNE		LOGAN	1371	North Kingstown School Dept.	PRSB	5.00	
SHEILA	A	MONAHAN	2010	Department of Corrections	PRSB	5.00	
ELIZABETH	M	GILL	1323	Middletown Public Schools (NC)	PRMS	4.50	
EMILY	A	SILVIA	1321	Middletown Public Schools	PRSB	4.50	
JUDITH	J	BASSIGNANI	1121	Cumberland School Dept.	PRSB	4.50	
SHIRLEY	K	VENTRONE	1091	Coventry Public Schools	PRSB	4.50	
BEVERLY	A	DEWARE	1441	Providence School Dept.	PRSB	4.00	
BRIAN		CARN	1441	Providence School Dept.	PRAM	4.00	
CHERYLE		MCBURNEY	1411	Pawtucket School Dept.	PRSB	4.00	
CONSTANCE		EASDON	1373	North Kingstown School Dept. (NC)	PRMS	4.00	
ELAINE	F	SMITH	1151	East Greenwich School Dept.	PRSB	4.00	
JO ANN		JOINES	1411	Pawtucket School Dept.	PRSB	4.00	
JO ANN	M	FIELDING	1571	Warwick School Dept.	PRSB	4.00	
LETTY		MILLS	1331	Narragansett School Dept.	PRSB	4.00	
MARY	S	TONET	1091	Coventry Public Schools	PRSB	4.00	
NANCY	N	PANCIOCCO	1471	Smithfield School Dept.	PRSB	4.00	
THELMA	E	BURBANK	1473	Smithfield School Dept. (NC)	PRMS	4.00	
JAYNE	S	BAILEY	1091	Coventry Public Schools	PRSB	3.50	
KATHRYN		CROWLEY	1161	East Providence Schools	PRSB	3.50	
LYNN	K	MCGOVERN	1371	North Kingstown School Dept.	PRSB	3.50	
ANNA		AMBROSINO	1371	North Kingstown School Dept.	PRSB	3.00	
AUDREY		GUTTIN	1001	Barrington Public Schools	PRSB	3.00	
JANET		LABRECQUE	2000	State	PRSB	3.00	
KAREN		FOX	1491	South Kingstown School Dept.	PRSB	3.00	
LINDA	M	SULLIVAN	1471	Smithfield School Dept.	PRSB	3.00	
MARY	A	LILLA	1441	Providence School Dept.	PRSB	3.00	
THOMAS	A	GENTILE	1441	Providence School Dept.	PRSB	3.00	
ANNE	M	MC CORMACK	1571	Warwick School Dept.	PRSB	2.50	
BARBARA		SWIENTON	1341	New Shoreham School Dist.	PRSB	2.50	
DONNA	T	HARTMANN	1001	Barrington Public Schools	PRSB	2.50	
JANE	C	VALLIERE	1331	Narragansett School Dept.	PRSB	2.50	
LUCILLE		BARO	1633	Woonsocket School Dept. (NC)	PRMS	2.50	
PETER		MOREAU	1301	Lincoln School Dept.	PRAM	2.50	
SHIRLEY		ST. AMAND	1181	Exeter/West Greenwich Reg. Schools	PRSB	2.50	
TRUDY	L	GROW	1121	Cumberland School Dept.	PRSB	2.50	
AMY		ABRAMSON-DENHOFF	1373	North Kingstown School Dept. (NC)	PRMS	2.00	
BARBARA ANN		CARDOSI	1411	Pawtucket School Dept.	PRSB	2.00	
CORINNE	E	SMITH	1441	Providence School Dept.	PRAM	2.00	
DEBORAH	A	HARROLD	1411	Pawtucket School Dept.	PRSB	2.00	
DENNIS	J	REBELO	1413	Pawtucket School Dept. (NC)	PRMS	2.00	
ELIZABETH	E	ST ANGELO	1007	Barrington COLA NonCertifieds	PRMS	2.00	
JANET		LABRANCHE	1091	Coventry Public Schools	PRSB	2.00	

**TEACHER RETIREES AND NON-CERTIFIED RETIREES WORKING 2019-2020 SCHOOL YEAR**  
**PRSB--SUBSTITUTE AND IN A STATE SCHOOL SUB; PRAM--VACANCY; PRMS--MUNICIPAL IN A SCHOOL REPORT DTD 09-01-2020**

First Name	Initial	Last Name	Employer Code	Employer	Title/Function	Number of Days	Footnote
JOAN	B	WHITTY	1321	Middletown Public Schools	PRSB	2.00	
KATHLEEN	M	BROOKS	1493	South Kingstown School Dept. (NC)	PRMS	2.00	
MARY SUE		FRISHMAN	1621	Westerly School Dept.	PRSB	2.00	
MICHELE	A	MARLAND	1073	Chariho Regional School Dist. (NC)	PRMS	2.00	
PATRICIA	A	LUPOLI	1121	Cumberland School Dept.	PRSB	2.00	
RICHARD		MORRISSEY	1151	East Greenwich School Dept.	PRSB	2.00	
RONALD	F	MARA	1441	Providence School Dept.	PRSB	2.00	
SHEILA	A	MONAHAN	1641	Highlander Charter School	PRSB	2.00	
SUSAN		HALPIN	1411	Pawtucket School Dept.	PRSB	2.00	
SUSANNE		WILLIAMS	1411	Pawtucket School Dept.	PRSB	2.00	
CAROL	A	BROWN	1151	East Greenwich School Dept.	PRSB	1.50	
DEMETRA		BIANCHI	1381	North Providence School Dept.	PRSB	1.50	
EUNICE	A	GIZZI	1321	Middletown Public Schools	PRSB	1.50	
BRIAN		CARN	1441	Providence School Dept.	PRSB	1.00	
DEBRA	L	MORIARTY	1151	East Greenwich School Dept.	PRSB	1.00	
ELAINE	C	PETROCELLI	1091	Coventry Public Schools	PRSB	1.00	
G ERVIN		HOLE	1331	Narragansett School Dept.	PRSB	1.00	
GAIL		DUCHARME	1633	Woonsocket School Dept. (NC)	PRMS	1.00	
JANET	M	MCNAB	1471	Smithfield School Dept.	PRSB	1.00	
JOSEPH	M	MAGUIRE	1441	Providence School Dept.	PRAM	1.00	
JUDITH	S	PACKHEM	1371	North Kingstown School Dept.	PRSB	1.00	
LINDA	S	RESNICK	1411	Pawtucket School Dept.	PRSB	1.00	
LOUISE	M	DENETTE	1371	North Kingstown School Dept.	PRSB	1.00	
LYNN	K	MCGOVERN	1151	East Greenwich School Dept.	PRSB	1.00	
MURIEL	M	HOLFELDER	1001	Barrington Public Schools	PRSB	1.00	
PATRICIA	M	DICENSO	1411	Pawtucket School Dept.	PRSB	1.00	
SUSAN		FRIENDSON	1441	Providence School Dept.	PRAM	1.00	
VIVIANNE	L	DESIMONE	1441	Providence School Dept.	PRSB	1.00	
ALAN	W	GRAVELL	1001	Barrington Public Schools	PRAM	0.50	
GARY		MOROCH	1441	Providence School Dept.	PRAM	0.50	
JEANNE		TSAKERES	1331	Narragansett School Dept.	PRSB	0.50	
LYNN	C	SISSON	1091	Coventry Public Schools	PRSB	0.50	



**PRME--RETIREES WORKING MUNICIPALITIES IN 2020 CALENDAR YEAR --REPORT DTD 09-01-2020**

First Name	Initial	Last Name	Employer Code	Employer	Number of Days	Footnote
EMERSON	J	MARVEL	1162	City of East Providence	140.00	Suspended Pension
MICHAEL	A	DEMELLO	1015	Bristol Fire Dept.	111.00	Suspended Pension
CHRISTOPHER	C	COTTA	1532	Town of Tiverton	77.00	Acting Town Admin--non reportable -- RIGL 36-10-36d(1)
PATRICK	A	MURRAY	1634	Woonsocket Police Dept.	75.00	At limit
DENIS		LAPIERRE	1632	City of Woonsocket	73.00	Close to limit
KATHLEEN	M	MCGOVERN	1012	Town of Bristol	70.00	Close to limit
LOUIS	J	CHARELLO	1705	ALBION FIRE DISTRICT	57.00	
LORRAINE	R	PROVENCHER	1632	City of Woonsocket	50.00	
LEANNE		ALDRICH	1009	Barrington COLA Group	49.00	
ARTHUR	E	BOUCHARD	1632	City of Woonsocket	46.50	
ARTHUR	E	JONES	1032	Town of Burrillville	45.50	
THEODORE	J	PRZYBYLA	1462	Town of Scituate	45.50	
WILLIAM	A	PILKINGTON	1478	Town of Smithfield (COLA)	45.00	
BRAYTON	A	ROUND	1032	Town of Burrillville	44.50	
EDWARD	R	FRATELLI	1478	Town of Smithfield (COLA)	43.00	
JOHN		ZINNI	1009	Barrington COLA Group	43.00	
LORRAINE	A	DEROIS	1012	Town of Bristol	40.00	
PAULINE	S	PAYEUR	1632	City of Woonsocket	38.50	
RUSSELL	W	BROWN	1452	Town of Richmond	38.50	
ROBERTA	A	TURCHETTA	1112	City of Cranston	33.00	
DAVID	E	DESJARLAIS	1154	East Greenwich Police Dept.	26.00	
LINDA	M	DIPRETE	1112	City of Cranston	25.00	
EDWARD	L	CABRAL JR.	1562	Town of Warren	24.00	
JOHN N	N	BUCCI	1112	City of Cranston	24.00	
LINDA	J	FONTAINE	1632	City of Woonsocket	24.00	
MELVIN	L	JEFFERIES SR	1166	East Providence Housing Authority	24.00	
ANNA	E	MARINO	1112	City of Cranston	23.50	
DENNIS	W	BROD	1492	Town of South Kingstown	23.50	
JOHN	M	CARPINELLI	1492	Town of South Kingstown	23.50	
GARY	F	LONERGAN	1474	Smithfield Police Dept.	23.00	
LYNN	L	BURKHARDT	1009	Barrington COLA Group	22.00	
Mary	C	Langlois	1032	Town of Burrillville	22.00	
SUZANNE		KOGUT	1478	Town of Smithfield (COLA)	19.00	
ELIZABETH	W	CAMBRA	1012	Town of Bristol	18.00	
GARY	F	LONERGAN	1478	Town of Smithfield (COLA)	18.00	
JOANN	K	MCINTYRE	1412	City of Pawtucket	18.00	
MICHAEL		WILDENHAIN	1412	City of Pawtucket	18.00	
JANET	C	RICHARDSON	1009	Barrington COLA Group	16.50	
JOSEPH	D	ANDREOZZI	1386	North Providence Hsg. Auth.	16.00	
MARGARET	M	COTE	1478	Town of Smithfield (COLA)	16.00	

**PRME--RETIREES WORKING MUNICIPALITIES IN 2020 CALENDAR YEAR --REPORT DTD 09-01-2020**

WILLIAM	J	FLATLEY	1492	Town of South Kingstown	16.00
PAULINE		WASHINGTON	1632	City of Woonsocket	14.00
THOMAS	E	DUQUETTE	1602	Town of West Greenwich	13.50
CLAIRE	A	LAIRD	1412	City of Pawtucket	13.00
WILLIAM	S	HIGGINS	1154	East Greenwich Police Dept.	13.00
GAIL		TOPAKIAN	1112	City of Cranston	12.50
JANET	M	PRAIRIE	1478	Town of Smithfield (COLA)	12.00
ARTHUR	M	RHODES	1154	East Greenwich Police Dept.	11.50
JANICE	J	PEIXINHO	1152	Town of East Greenwich	11.00
DIANE	M	WALSH	1112	City of Cranston	10.50
ELAINE		SWISTAK	1412	City of Pawtucket	10.50
ROBERT	J	LEMOI	1154	East Greenwich Police Dept.	10.50
RICHARD	J	DENICE	1154	East Greenwich Police Dept.	10.00
BARBARA	A	CREEDON	1112	City of Cranston	9.50
LINDA	M	CASEY	1112	City of Cranston	9.50
MICHAEL	D	CASSIDY	1412	City of Pawtucket	9.50
Antoinette		Beaudreau	1242	Hope Valley-Wyoming Fire Dist.	9.00
Donna		Conway	1016	Bristol Housing Authority	9.00
KATHERINE	A	MURRAY	1012	Town of Bristol	9.00
KATHLEEN	A	WOOD	1538	Tiverton Local 2670A	8.00
JOHN	J	TOOLAN	1009	Barrington COLA Group	7.50
RAYMOND		MARZILLI JR	1532	Town of Tiverton	6.50
DOROTHY	A	MASOIAN	1112	City of Cranston	6.00
JANET	A	EBERTS	1478	Town of Smithfield (COLA)	6.00
JOSEPH	L	DINOBI	1492	Town of South Kingstown	6.00
LARETO	P	GUGLIETTA	1032	Town of Burrillville	6.00
THOMAS	E	HODGE	1412	City of Pawtucket	5.50
Donna		Conway	1386	North Providence Hsg. Auth.	5.00
JOHN	T	OHARA	1154	East Greenwich Police Dept.	4.00
RONALD	P	KOMIEGA	1562	Town of Warren	4.00
LINDA	C	ARCHETTO	1112	City of Cranston	3.50
REBECCA	A	BENNETT	1492	Town of South Kingstown	3.50
VINCENT	D	SOBOLESKI	1564	Warren Police Dept.	3.00
DAVID	A	CARPENTER	1392	Town of North Smithfield	2.00
WILLIAM	A	DORNEY III	1004	Barrington Police Dept.	2.00
JOYCE		COMSTOCK	1492	Town of South Kingstown	1.00
WARREN	L	STEERE	1032	Town of Burrillville	1.00
WILLIAM	A	DORNEY III	1009	Barrington COLA Group	1.00
LARETO	P	GUGLIETTA	1154	East Greenwich Police Dept.	0.50

**RETIREEES WORKING UNDER 18K AT STATE COLLEGES/UNIVS (EMPLOYER CODE = 2000)**

**PRIS--State colleges/univs/--Instructor at a state school - Calendar Year 2020)--Report dtd -09-01-2020**

<b>First Name</b>	<b>Initial</b>	<b>Last Name</b>	<b>Employer</b>	<b>Earnings</b>	<b>Footnote</b>
BRUNA	M	BOYLE	URI	\$ 10,475.33	
MICHAEL	W	WESTKOTT	URI	\$ 10,232.35	
MARIE	H	BAGUCHINSKY	URI	\$ 9,674.67	
DAVID		NEVES	URI	\$ 9,334.00	
WILLIAM	T	BEHREND S JR	URI	\$ 9,094.27	
ANDRES	R	ZUNIGA	CCRI	\$ 7,501.15	
RONALD		GAGNE SR	CCRI	\$ 6,801.70	
Claire		Dumas	CCRI	\$ 6,800.00	
JAMES	M	BUXTON	URI	\$ 6,601.44	
ALFRED	R	CRUDALE	URI	\$ 5,493.88	
DONALD	G	CASCI	CCRI	\$ 5,319.30	
VANESSA	G	DELGIUDICE	RIC	\$ 5,160.00	
CHARLES	P	LEHOURITES	CCRI	\$ 5,100.00	
EILEEN	P	ZISK	CCRI	\$ 5,100.00	
JOSEPH		LANNI	CCRI	\$ 5,100.00	
LORRAINE	E	BELLO	CCRI	\$ 5,100.00	
MARTIN	T	MARSHALL	CCRI	\$ 5,100.00	
THOMAS	H	MITCHELL	CCRI	\$ 5,100.00	
PETER	V	RIVELLI	CCRI	\$ 5,056.18	
JOHN	A	DONATO	CCRI	\$ 4,783.80	
PETER	J	PETRONE	CCRI	\$ 4,782.10	
Gene	P	Dufault	CCRI	\$ 4,562.30	
GARY	C	COMUNALE	URI	\$ 4,547.33	
MIGUEL		LOPES	CCRI	\$ 4,485.78	
CAROL	A	SPAZIANO	CCRI	\$ 4,260.20	
GAIL	S	O'ROURKE	CCRI	\$ 4,157.35	
JAMES	V	STRAVATO	CCRI	\$ 4,144.60	
WILLIAM	J	IZZI	RIC	\$ 4,098.50	
Norman	P	FORTIN	URI	\$ 4,050.00	
Kathleen	D	Hudson	CCRI	\$ 4,030.29	
KAREN	E	BATESON	CCRI	\$ 3,643.82	
FRANKLIN	D	MEGLIO	CCRI	\$ 3,507.10	
PAMELA		TESTONI	CCRI	\$ 3,374.21	

**RETIREES WORKING UNDER 18K AT STATE COLLEGES/UNIVS (EMPLOYER CODE = 2000)**

**PRIS--State colleges/univs/--Instructor at a state school - Calendar Year 2020)--Report dtd -09-01-2020**

First Name	Initial	Last Name	Employer		Earnings	Footnote
Michael	J	Paul	RIC	\$	3,225.00	
ANDREW		EGAN	CCRI	\$	3,189.20	
ANTHONY	J	CIOTOLA	CCRI	\$	3,189.20	
ELIZABETH	O	O'CONNELL	CCRI	\$	3,189.20	
JEFFREY	T	MINER	CCRI	\$	3,189.20	
LAWRENCE	P	BYRNE	CCRI	\$	3,189.20	
MICHELLE		BROUSSEAU	CCRI	\$	3,189.20	
THOMAS	A	CONBOY	CCRI	\$	3,189.20	
VINCENT	J	HAWKINS	CCRI	\$	3,189.20	Return from Suspension
WILLIAM	H	GREEN	CCRI	\$	3,189.20	
DENNIS	A	SPICUZZA	CCRI	\$	3,123.20	Accidental Disability
CHARLES		STIMPSON	CCRI	\$	3,080.40	
RICHARD	G	SWEARINGEN	CCRI	\$	2,976.70	
UGURHAN	A	KOSEREIS	CCRI	\$	2,961.66	
JAMES	J	HOPKINS	CCRI	\$	2,871.75	
WILLIAM	C	OKERHOLM JR	CCRI	\$	2,806.75	
KATHLEEN		CRESCENZO	CCRI	\$	2,768.28	
LORENZO		TETREALT	CCRI	\$	2,646.15	
JOHN ALAN	A	LONGIARU	CCRI	\$	2,580.69	
JOHN	J	MUNKO	RIC	\$	2,580.00	
MARLYCE	L	ADAMS	RIC	\$	2,580.00	
THOMAS		ASERMELY	CCRI	\$	2,550.00	
SANDRA	L	ANTONI	CCRI	\$	2,549.38	
DONNA M		PATCH	CCRI	\$	2,396.26	
NANCY		MURPHY	RIC	\$	2,257.50	
ROSEMARY		ANDREOZZI	CCRI	\$	2,130.10	
VICTOR	R	OSTERMAN	CCRI	\$	2,130.10	
CHRISTINE	L	HANLEY	RIC	\$	1,935.00	
PATRICIA	A	ROSE	CCRI	\$	1,931.79	
GERALDINE	T	MARCOCCIO	CCRI	\$	1,805.67	
RAYMOND	M	MEDEIROS	CCRI	\$	1,803.36	
ALBERT	C	DIFAZIO	Davies	\$	1,761.51	
BRIGID	A	BALBONI	CCRI	\$	1,594.60	

**RETIREEES WORKING UNDER 18K AT STATE COLLEGES/UNIVS (EMPLOYER CODE = 2000)**

**PRIS--State colleges/univs/--Instructor at a state school - Calendar Year 2020)--Report dtd -09-01-2020**

First Name	Initial	Last Name	Employer	Earnings	Footnote
CATHERINE		SMITH	CCRI	\$ 1,594.60	
GEORGE		PAGE	CCRI	\$ 1,594.60	
GERALD		SILBERMAN	CCRI	\$ 1,594.60	
RANDALL		WHITE	CCRI	\$ 1,594.60	
ROBERT	N	MASSE	CCRI	\$ 1,594.60	
SUSAN	L	HAWKSLEY	CCRI	\$ 1,594.60	
WALTER	J	REIS	CCRI	\$ 1,594.60	
KIRK		LAMBOY	CCRI	\$ 1,417.00	
ALFRED	L	PERROTTI	CCRI	\$ 1,413.49	
James	J	KILEY	CCRI	\$ 1,405.56	
DEBORAH	L	BUSH	CCRI	\$ 1,401.65	
CAROL	M	ENGLANDER	URI	\$ 1,400.84	
FRANCIS	C	WHITE	CCRI	\$ 1,393.41	
WENDY		ARONOFF	CCRI	\$ 1,349.76	
ALBERT	K	AUBIN	CCRI	\$ 1,343.43	
ANESTIS	T	KOSTARIDES	CCRI	\$ 1,343.43	
PATRICIA	L	DIONNE	CCRI	\$ 1,343.43	
PATRICIA	L	KOSTARIDES	CCRI	\$ 1,343.43	
REGINA	M	CARUOLO	CCRI	\$ 1,343.43	
JAMES	E	GUARINO	CCRI	\$ 1,196.64	
GREGORY	P	HART	CCRI	\$ 1,154.30	
LOIS	A	HOPKINS	CCRI	\$ 1,038.87	
ANN		MCBRIDE	CCRI	\$ 918.81	
MARTIN		LEPKOWSKI	CCRI	\$ 758.10	
KARIN	E	LUKOWICZ	CCRI	\$ 669.53	
DAVID	W	HANSON	CCRI	\$ 637.50	
LINDA	J	VALENTE	CCRI	\$ 412.25	
EDWARD	A	GRADILONE	CCRI	\$ 363.02	
KENNETH	J	HOPKINS	CCRI	\$ 350.00	
GREGG		NOURY	CCRI	\$ 318.24	
PAUL	C	MELARAGNO	CCRI	\$ 220.64	
DAVID	C	MARANDOLA	CCRI	\$ 96.53	
PAUL		HETU	CCRI	\$ 90.70	

**RETIREES WORKING UNDER 18K AT STATE COLLEGES/UNIVS (EMPLOYER CODE = 2000)**

**PRIS--State colleges/univs/--Instructor at a state school - Calendar Year 2020)--Report dtd -09-01-2020**

<b>First Name</b>	<b>Initial</b>	<b>Last Name</b>	<b>Employer</b>		<b>Earnings</b>	<b>Footnote</b>
CARL	A	TRONNI	CCRI	\$	82.45	

**RETIRED REGISTERED NURSES WORKING AT A STATE-OPERATED FACILITY IN RI INCLUDING EMPLOYMENT AS A FACULTY MEMBER OF A NURSING  
PROGRAM AT A STATE-OPERATED COLLEGE OR UNIVERSITY (CALENDAR YEAR 2000)--REPORT DTD 09-01-2020**

<b>First Name</b>	<b>Initial</b>	<b>Last Name</b>	<b>Employer Code</b>	<b>Employer</b>	<b>Title/Function</b>	<b>Number of Days</b>	<b>Footnote</b>
LINDA		MASSE	2000	BHDDH--ZAMBARANO	PRNR	41.00	
DONNA	I	AMATO	2000	BHDDH	PRNR	11.50	
KEVIN	M	WILKS	2000	RIC	PRNR	8.00	

**ADDENDUM LIST TO THE STATE RETIREES POST RETIREMENT EMPLOYMENT  
REPORT SPECIFICALLY OF RETURNING RETIREES TO DEPARTMENT OF LABOR  
AND TRAINING**

Director Scott R. Jenson of the Department of Labor and Training sent a letter dated April 21, 2020 to Executive Director Frank J. Karpinski of the Employees' Retirement System of Rhode Island (ERSRI) that on April 9, 2020, the Governor signed an Executive Order 20 – 19 §36-10-36 that allowed the Department of Labor and Training (DLT) to bring back retirees to address the demand created by the COVID – 19 pandemic for the time period of April 22, 2020 to June 30, 2020.

**The following are the list of retirees:**

Sue Trocina

Kathy Conti Flynn

Arlene Weber

William Harrington

Candace LaPietra

Rosalie DiChiro

Donna Tourtellot

Virginia Howard

Andrea Gordon

Patricia O'Connor

Rose Lemoine

Sandrea Arruda





State of Rhode Island

Gina M. Raimondo  
Governor

EXECUTIVE ORDER

20-52

July 3, 2020

**FORTY-SEVENTH SUPPLEMENTAL EMERGENCY DECLARATION –  
EXTENSION OF VARIOUS EXECUTIVE ORDERS**

WHEREAS, on March 9, 2020, I issued Executive Order 20-02 declaring a state of emergency due to the dangers to health and life posed by COVID-19 and that Order is in effect until July 4, 2020;

WHEREAS, on March 18, 2020, I issued Executive Order 20-06 expanding access to telemedicine services and that Order has been extended until July 4, 2020;

WHEREAS, on March 20, 2020, I issued Executive Order 20-07 extending the time for weapon and firearm background checks and that Order has been extended until July 4, 2020;

WHEREAS, on April 6, 2020, I issued Executive Order 20-16 authorizing waiver and Medicaid state plan amendments and adjustments to essential provider rates and that Order has been extended until July 4, 2020;

WHEREAS, on April 7, 2020, I issued Executive Order 20-17 requiring testing, critical supplies and hospital capacity reporting and that Order has been extended until July 4, 2020;

2020 JUN 30 AM 9:14  
SECRETARY OF STATE  
PUBLIC INFORMATION  
CENTER

**WHEREAS**, on April 9, 2020, I issued Executive Order 20-19 increasing access to unemployment insurance and that Order has been extended until July 4, 2020;

**WHEREAS**, on April 9, 2020, I issued Executive Order 20-20 imposing further self-quarantine and self-isolation requirements and that Order has been extended until July 4, 2020;

**WHEREAS**, on May 8, 2020, I issued Executive Order 20-33 allowing expanded hospital capacity as well as providing statutory immunity to hospitals and health care and other workers responding to the COVID-19 emergency and that Order has been extended until July 4, 2020;

**WHEREAS**, on June 4, 2020, I issued Executive Order 20-41 continuing to require cloth face coverings in public; and

**WHEREAS**, aggressive and sustained efforts are still necessary to slow the spread of the COVID-19 virus and to lessen the strain on our healthcare system.


**NOW, THEREFORE, I, GINA M. RAIMONDO**, by virtue of the authority vested in me as Governor of the State of Rhode Island, pursuant to Article IX of the Rhode Island Constitution and the Rhode Island General Laws, including, but not limited to, Title 30, Chapter 15, and Title 23, Chapter 8, do hereby extend the following Executive Orders:

1. Executive Order 20-02 (Declaration of Disaster Emergency).
2. Executive Order 20-06 (Fourth Supplemental Emergency Declaration – Expanding Access to Telemedicine Services).
3. Executive Order 20-07 (Fifth Supplemental Emergency Declaration – Extension of Time for Weapon and Firearm Background Checks).
4. Executive Order 20-16 (Thirteenth Supplemental Emergency Declaration – Authorizing Waiver and Medicaid State Plan Amendments and Adjustments to Essential Provider Rates).
5. Executive Order 20-17 (Fourteenth Supplemental Emergency Declaration – Testing, Critical Supplies and Hospital Capacity Reporting).

6. Executive Order 20-19 (Sixteenth Supplemental Emergency Declaration – Increasing Access to Unemployment Insurance).
7. Executive Order 20-20 (Seventeenth Supplemental Emergency Declaration – Further Quarantine Order).
8. Executive Order 20-33 (Thirtieth Supplemental Emergency Declaration – Hospital and Community-Based Health Care).
9. Executive Order 20-41 (Thirty-Eighth Supplemental Emergency Declaration – Continuing to Require Cloth Mask Coverings in Public).

These Executive Orders (20-02, 20-06, 20-07, 20-16, 20-17, 20-19, 20-20, 20-33 and 20-41) shall remain in full force and effect until August 2, 2020 unless renewed, modified or terminated by subsequent Executive Orders.

So Ordered,



---

Gina M. Raimondo  
Governor



RHODE ISLAND AND PROVIDENCE PLANTATIONS

**Department of Labor and Training**

Center General Complex  
1511 Pontiac Avenue  
Cranston, RI 02920-4407

Telephone: (401) 462-8000  
TTY: Via RI Relay 711

Gina M. Raimondo  
Governor  
Scott R. Jensen  
Director

July 30, 2020

Mr. Frank Karpinski  
Executive Director  
Employees Retirement System of RI  
50 Service Avenue  
Warwick, RI 02886

Dear Mr. Karpinski:

On April 9, 2020 the Governor signed an Executive Order 20-19 RIGL 36-10-36 that allowed the Department to bring back retirees address the demand created by the COVID-19 pandemic.

I certify that the skills, training and knowledge of the retirees being re-employed by the Rhode Island Department of Labor & Training (DLT) are due to the need created by the COVID-19 crisis and the duration of such re-employment shall be effective from August 3, 2020 to October 30, 2020.

The following is a list of the retirees that are currently working:

Sue Trocina	Donna Tourtellot
Kathy Conti Flynn	Arlene Weber
William Harrington	Patricia O'Connor
Candace LaPietra	Rosalie DiChiro
Sandrea Arruda	

And also bringing back two additional retirees listed below:

Ann Peixinho  
Kathleen Brown

The Department may seek an extension for the suspension of retiree pension benefits to allow for continued employment based on claim load demands.

Should you need any further information, please contact me.

Sincerely,

Scott R. Jensen  
Director

CC: LeeAnn Byrne – Treasurer's Office



2020 JUN 19 AM 11:17  
SECRETARY OF STATE  
PUBLIC INFORMATION  
CENTER

## State of Rhode Island

Gina M. Raimondo  
Governor

### EXECUTIVE ORDER

20-47

June 19, 2020

#### FORTY-THIRD SUPPLEMENTAL EMERGENCY DECLARATION - EXTENSION OF EXECUTIVE ORDERS

WHEREAS, on March 9, 2020, I issued Executive Order 20-02 declaring a state of emergency due to the dangers to health and life posed by COVID-19 and that Order is in effect until at least July 4, 2020; and

WHEREAS, on May 21, 2020, I issued Executive Order 20-35 on summer camp operations and Executive Order 20-37 increasing state COVID-19 response capacity.

NOW, THEREFORE, I, GINA M. RAIMONDO, by virtue of the authority vested in me as Governor of the State of Rhode Island and Providence Plantations, pursuant to Article IX of the Rhode Island Constitution and the Rhode Island General Laws, including, but not limited to, Title 30, Chapter 15, do hereby extend the following Executive Orders:

1. Executive Order 20-35 (Thirty-Second Supplemental Emergency Declaration – Summer Camp Operations).
2. Executive Order 20-37 (Thirty-Fourth Supplemental Emergency Declaration – Increasing State COVID-19 Response Capacity).

These Executive Orders (20-35 and 20-37) shall remain in full force and effect until July 19, 2020 unless renewed, modified or terminated by subsequent Executive Orders.

So Ordered,

A handwritten signature in blue ink, appearing to be 'Gina M. Raimondo', written over a horizontal line.

Gina M. Raimondo  
Governor



State of Rhode Island

Gina M. Raimondo  
Governor

EXECUTIVE ORDER

20-54

July 17, 2020

**FORTY-NINTH SUPPLEMENTAL EMERGENCY DECLARATION -  
EXTENSION OF EXECUTIVE ORDERS**


WHEREAS, on March 9, 2020, I issued Executive Order 20-02 declaring a state of emergency due to the dangers to health and life posed by COVID-19 and that Order is in effect until at least August 2, 2020;

WHEREAS, on May 21, 2020, I issued Executive Order 20-35 on summer camp operations and that Order has been extended until July 19, 2020; and

WHEREAS, on May 21, 2020, I issued Executive Order 20-37 increasing state COVID-19 response capacity and that Order has also been extended until July 19, 2020.

NOW, THEREFORE, I, GINA M. RAIMONDO, by virtue of the authority vested in me as Governor of the State of Rhode Island, pursuant to Article IX of the Rhode Island Constitution and the Rhode Island General Laws, including, but not limited to, Title 30, Chapter 15, do hereby extend the following Executive Orders:


1. Executive Order 20-35 (Thirty-Second Supplemental Emergency Declaration – Summer Camp Operations).

2020 JUL 17 AM 10:10  
SECRETARY OF STATE  
PUBLIC INFORMATION  
CENTER  


2. Executive Order 20-37 (Thirty-Fourth Supplemental Emergency Declaration – Increasing State COVID-19 Response Capacity).

These Executive Orders shall take effect on July 20, 2020 and remain in full force and effect until August 19, 2020 unless renewed, modified or terminated by subsequent Executive Orders.

So Ordered,

A handwritten signature in blue ink, appearing to be 'Gina M. Raimondo', is written over a horizontal line.

Gina M. Raimondo  
Governor



State Retirement Board  
Employees Retirement System of the State of Rhode Island  
50 Service Road  
Warwick, RI 02886

RE: Re-employment of Maureen G. Glynn

Dear Mr. Karpinski,

Pursuant to Rhode Island Governor Raimondo's Executive Orders 20-37, 20-47, and 20-54, I certify that that Maureen G. Glynn's re-employment at the Rhode Island Department of Health (RIDOH) would be of a limited duration to provide consulting and legal services during the COVID-19 pandemic. Ms. Glynn possess unique skills, training, and knowledge concerning health care systems, regulation of healthcare entities, and disaster preparedness. Her 30 plus years of experience in the healthcare arena provides needed support to RIDOH during the public health crisis due to COVID-19.

If you need further information, please contact me.

Sincerely,

Jacqueline G. Kelley, Esq.  
Associate Director, Department of Administration on loan to the Department of Health

Cc: Gayle Mambro-Martin, Esq.

## Memorandum

**To:** Frank Karpinski, Executive Director, Employees' Retirement System of RI

**From:** Jacqueline G. Kelley, Associate Director (Dept. of Administration on loan to the Dept. Of Health)

**Re:** Executive Order 20-37 and 20-54

**Cc:** Gayle Mambro-Martin, Cindy Flores

**Date:** August 3, 2020

In accordance with the recently signed Governor's Executive Order 20-37, I am reaching out to notify your office that the following retirees may be impacted by this Executive Order and should not have impacts upon their respective pensions:

Annette Harriman  
Normand Laliberte  
Carol Browning  
Marian Mulholland  
Sandra Clark  
Bernadette McDowell  
Sandra Delack  
Kathleen King Barton  
Deborah Vannoy  
Elaine Squadrito

The skills, training, and knowledge of the retirees being re-employed by the RI Dept. of Health have played a vital role in the COVID19 response. Supplemental staffing of nurses with knowledge of infectious diseases, conversant with the handling of pandemics, and availability has been and remains crucial to the appropriate addressing of this pandemic


Thank you and your staff for your assistance with this process and your cooperation. If there is any additional information that I can provide, please advise. Thank you.


# Employees' Retirement System of Rhode Island





## 10.2. Report of Contributions

For Report

		<b>Employees' Retirement System of Rhode Island</b>			
		<b>Report of Received Contributions</b>			
		<b>Period Ending: 8/31/2020</b>			
Organization		Frequency	Received Employer/Employee Contributions	Delinquent Contributions	Delinquent Loss/Earnings Calculation
1001	Barrington Public Schools	BIWK	\$10,486.65		
1007	Barrington COLA Non-Certified	BIWK	\$11,040.97		
1009	Barrington COLA Group	BIWK	\$15,931.12		
1012	Town of Bristol	BIWK	\$9,887.17		
1014	Bristol Police Department	BIWK	\$12,941.82		
1016	Bristol Housing Authority	WKLY	\$1,798.45		
1019	Town of Bristol EE Highway	BIWK	\$9,817.39		
1021	Bristol Warren Reg. School District	BIWK	\$14,709.11		
1023	Bristol Warren Reg. School District (NC)	BIWK	\$11,959.71		
1031	Burrillville School Department	BIWK	\$94,554.89		
1032	Town of Burrillville	BIWK	\$13,834.22		
1033	Burrillville School Department (NC)	BIWK	\$10,416.89		
1036	Burrillville Housing Authority	WKLY	\$1,291.85		
1052	City of Central Falls	BIWK	\$9,439.99		
1056	Central Falls Housing Authority	WKLY	\$3,732.19		
1061	Central Falls Collaborative	BIWK	\$128,240.21	^	\$7,046.38
1063	Central Falls School District (NC)	BIWK	\$6,955.93	^	\$3,592.61
1071	Chariho Regional School District	BIWK	\$8,108.24		
1073	Chariho Regional School District (NC)	BIWK	\$12,543.76		
1082	Town of Charlestown	BIWK	\$11,012.50		
1091	Coventry Public Schools	BIWK	\$360,170.50		
1095	Coventry Fire District	BIWK	\$3,039.66		
1096	Coventry Housing Authority	BIWK	\$3,152.78		
1098	Coventry Lighting District	BIWK	\$216.26		
1111	Cranston School Department	BIWK	\$386,979.02		
1112	City of Cranston	BIWK	\$43,558.31		
1113	Cranston School Department (NC)	BIWK	\$32,602.02		
1114	Cranston Police Department	BIWK	\$51,772.64	*	
1115	Cranston Fire Department	BIWK	\$67,999.68	*	
1116	Cranston Housing Authority	BIWK	\$4,541.45		
1121	Cumberland School Department	BIWK	\$13,171.02		
1122	Town of Cumberland	BIWK	\$25,744.35		
1123	Cumberland School Department (NC)	BIWK	\$11,281.94		
1126	Cumberland Housing Authority	WKLY	\$2,505.08		
1151	East Greenwich School Department	BIWK	\$142,999.66		
1152	Town of East Greenwich	WKLY	\$6,320.69		
1153	East Greenwich School District (NC)	BIWK	\$1,314.42		
1156	East Greenwich Housing Authority	BIWK	\$2,527.22		
1157	East Greenwich - COLA	WKLY	\$11,581.48		
1158	East Greenwich - COLA - NC	BIWK	\$17,080.97		
1159	East Greenwich Fire District (NC)	WKLY	\$213.10		
1161	East Providence School Department	BIWK	\$378,794.98		
1162	City of East Providence	BIWK	\$42,016.88		
1163	East Providence School Department (NC)	BIWK	\$52,301.21		
1166	East Providence Housing Authority	WKLY	\$3,811.93		

		<b>Employees' Retirement System of Rhode Island</b>			
		<b>Report of Received Contributions</b>			
		<b>Period Ending: 8/31/2020</b>			
	<b>Organization</b>	<b>Frequency</b>	<b>Received Employer/Employee Contributions</b>	<b>Delinquent Contributions</b>	<b>Delinquent Loss/Earnings Calculation</b>
1181	Exeter/West Greenwich Reg. School Department	BIWK	\$30,158.13		
1183	Exeter/West Greenwich Reg. School Department (NC)	BIWK	\$7,981.50		
1191	Foster School District	BIWK	\$448.00		
1192	Town of Foster	WKLY	\$3,545.48		
1193	Foster School District (NC)	BIWK	\$474.51		
1201	Foster/Glocester Reg. School District	BIWK	\$3,682.52		
1203	Foster/Glocester Reg. School District (NC)	BIWK	\$6,817.04		
1211	Glocester School District	BIWK	\$21,231.38		
1212	Town of Glocester	BIWK	\$7,332.79		
1213	Glocester School District (NC)	BIWK	\$621.69		
1227	Greenville Water District	WKLY	\$1,760.80		
1242	Hope Valley-Wyoming Fire District	BIWK	\$771.00		
1255	Hopkins Hill Fire Department	BIWK	\$4,219.28		
1262	Town of Hopkinton	BIWK	\$9,079.17		
1271	Jamestown School Department	BIWK	\$2,017.64		
1272	Town of Jamestown	BIWK	\$12,519.53		
1273	Jamestown School Department (NC)	BIWK	\$3,161.70		
1281	Johnston School Department	BIWK	\$90,057.80		
1282	Town of Johnston	BIWK	\$16,275.16		
1283	Johnston School Department (NC)	BIWK	\$16,232.97		
1286	Johnston Housing Authority	WKLY	\$2,027.56		
1293	Limerock Adm. Services	WKLY	\$246.88		
1301	Lincoln School Department	BIWK	\$204,048.58		
1302	Town of Lincoln	BIWK	\$3,587.30		
1303	Lincoln School Department (NC)	BIWK	\$1,050.09		
1306	Lincoln Housing Authority	BIWK	\$3,054.36		
1311	Little Compton School Department	BIWK	\$10,762.46		
1321	Middletown Public Schools	BIWK	\$9,343.80		
1322	Town of Middletown	BIWK	\$9,148.40		
1323	Middletown Public School Department (NC)	BIWK	\$7,229.81		
1331	Narragansett School Department	BIWK	\$2,842.40		
1336	Narragansett Housing Authority	MNLY	\$1,092.61		
1341	New Shoreham School District	BIWK			
1342	Town of New Shoreham	BIWK	\$9,111.58		
1343	New Shoreham School District (NC)	BIWK	\$666.96		
1351	Newport School Department	BIWK	\$9,519.25		
1352	City of Newport	BIWK	\$40,984.52		
1353	Newport School Department (NC)	BIWK	\$8,471.14		
1354	City of Newport - Monthly	MNLY	\$20.83		
1356	Newport Housing Authority	WKLY	\$6,933.88		
1364	Newport Police Department	BIWK	\$6,948.30		
1371	North Kingstown School Department	BIWK	\$40,404.30		
1372	Town of North Kingstown	BIWK	\$45,444.19		
1373	North Kingstown School Department (NC)	BIWK	\$12,684.57		
1381	North Providence School Department	BIWK	\$54,125.76		

		<b>Employees' Retirement System of Rhode Island</b>			
		<b>Report of Received Contributions</b>			
		<b>Period Ending: 8/31/2020</b>			
Organization		Frequency	Received Employer/Employee Contributions	Delinquent Contributions	Delinquent Loss/Earnings Calculation
1382	Town of North Providence	BIWK	\$20,636.10		
1383	North Providence School Department (NC)	BIWK	\$5,926.30		
1386	North Providence Housing Authority	BIWK	\$1,305.65		
1391	North Smithfield School Department	BIWK	\$5,879.89		
1392	Town of North Smithfield	BIWK	\$10,046.98		
1393	North Smithfield School Department (NC)	BIWK	\$6,371.42		
1401	Northern Rhode Island Collaborative	BIWK	\$18,500.05		
1403	Northern Rhode Island Collaborative (NC)	BIWK	\$7,177.60		
1411	Pawtucket School Department	BIWK	\$23,766.77		
1412	City of Pawtucket	WKLY	\$76,460.37		
1413	Pawtucket School Department (NC)	BIWK	\$23,362.12		
1416	Pawtucket Housing Authority	WKLY	\$11,621.30		
1421	Portsmouth School Department	BIWK	\$71,443.86		
1441	Providence School Department	BIWK	\$321,031.01		
1447	Providence School Department Long Term Subs	WKLY	\$579.24		
1448	Providence School Department - 12 Month Bi-Weekly	BIWK	\$59,216.24		
1452	Town of Richmond	BIWK	\$5,370.04		
1461	Scituate School Department	BIWK	\$67,506.52		
1462	Town of Scituate	BIWK	\$7,469.09		
1463	Scituate School Department (NC)	BIWK	\$5,267.99		
1471	Smithfield School Department	BIWK	\$5,287.42		
1473	Smithfield School Department (NC)	BIWK	\$9,821.52		
1476	Smithfield Housing Authority	BIWK	\$520.06		
1478	Town of Smithfield (COLA)	WKLY	\$21,265.70		
1491	South Kingstown School Department	BIWK	\$92,474.93		
1492	Town of South Kingstown	BIWK	\$33,090.59		
1493	South Kingstown School Department (NC)	BIWK	\$12,184.99		
1496	South Kingstown Housing Authority	WKLY	\$681.60		
1515	Union Fire District	BIWK	\$1,988.91		
1531	Tiverton School Department	BIWK	\$7,321.06		
1532	Town of Tiverton	BIWK	\$6,446.57		
1533	Tiverton School Department (NC)	BIWK	\$5,940.50		
1538	Tiverton Local 2670A	BIWK	\$5,520.50		
1541	Urban Collaborative Schools	BIWK	\$6,187.20		
1562	Town of Warren	BIWK	\$10,035.34		
1566	Warren Housing Authority	BIWK	\$2,138.64		
1571	Warwick School Department	BIWK	\$290,664.46		
1591	West Bay Collaborative	BIWK	\$3,226.50		
1602	Town of West Greenwich	WKLY	\$5,913.65		
1611	West Warwick School Department	BIWK	\$59,965.26		
1616	West Warwick Housing Authority	BIWK	\$1,956.56		

		<b>Employees' Retirement System of Rhode Island</b>			
		<b>Report of Received Contributions</b>			
		<b>Period Ending: 8/31/2020</b>			
Organization		Frequency	Received Employer/Employee Contributions	Delinquent Contributions	Delinquent Loss/Earnings Calculation
1621	Westerly School Department	BIWK	\$87,888.90		
1631	Woonsocket School Department	BIWK	\$158,219.42		
1632	City of Woonsocket	BIWK	\$25,671.42		
1633	Woonsocket School Department (NC)	BIWK	\$27,837.01		
1634	Woonsocket Police Department	WKLY	\$32,170.36		
1635	Woonsocket Fire Department	BIWK	\$32,682.54		
1641	Highlander Charter School	SMON	\$23,033.04		
1651	Paul Cuffee School	BIWK	\$26,739.35		
1661	Kingston Hill Academy School	BIWK	\$3,101.88		
1671	International Charter School	BIWK	\$9,149.08		
1681	The Compass School	SMON	\$5,669.26		
1691	Blackstone Academy Charter School, Inc.	SMON	\$9,749.88		
1701	Beacon Charter School of Woonsocket	SMON	\$11,147.32		
1711	The Learning Community Charter School	BIWK	\$8,961.97		
1712	Harrisville Fire District - Municipal	WKLY	\$830.92		
1721	Segue Institute of Learning	BIWK	\$5,205.66		
1731	The Greene School	BIWK	\$4,846.27		
1741	Trinity Academy	SMON	\$6,419.30		
1751	RI Nurses Institute	SMON	\$7,877.94		
1761	The Village Green Virtual Charter School	SMON	\$5,873.36		
1771	Nowell Leadership Academy	BIWK			
1781	South Side Elementary Charter School	BIWK	\$3,218.85		
1791	Charette Charter School	SMON	\$1,006.61		
2000	State	BIWK	\$2,480,786.37		
2100	R.I. Airport Corporation	BIWK	\$467.74		
2300	Narragansett Bay Commission	BIWK	\$24,188.45		
	Central Falls Police	BIWK	\$2,096.96		
			\$7,128,948.29		
	<b>Column Definitions:</b>				
	<b>Frequency</b> = BIWK = Bi-Weekly; WKLY = Weekly; SMON = Semi-Monthly				
	<b>Received Employer/Employee contributions</b> = Contributions received during the reporting period				
	* Cranston Police and Fire have not withheld DC plan contributions on holiday and longevity payments for its MERS police officers and holiday payments for its firefighters.				
	The City may be liable for loss earnings to employees for delayed contributions. Amounts due are currently under analysis.				
	^ Central Falls School Department has determined that the three employees (previously in question) are eligible to participate in the defined contribution plan. The CFSD is working with TIAA-CREF to calculate and post the required contributions for the prior periods. Once the contributions are posted TIAA-CREF will prepare a lost earnings calculation.				



# Employees' Retirement System of Rhode Island

## Employer Aging Period Ending: 8/14/20

	Organization	Employer Group	Balance as of 8/14/2020	0 -30 days Due under 30	30 - 60 days Due over 30	60 - 90 days Due over 60	90 + days	Comments
1021	Bristol/Warren Regional School Department	ERS	12,352.47	0.00	0.00	0.00	0.00	
1031	Burrillville School Department	ERS	897.06	0.00	0.00	0.00	0.00	
1071	Chariho Regional School District	ERS	2,872.28	0.00	0.00	0.00	0.00	
1111	Cranston School Department	ERS	5,288.91	0.00	574.78	0.00	744.91	Prior Period Adjustment
1121	Cumberland School Department	ERS	2,217.75	0.00	739.25	739.25	0.00	Prior Period Adjustment
1151	East Greenwich School Department	ERS	-2,620.33	0.00	0.00	0.00	-2,620.33	credit to take
1181	Exeter-West Greenwich Regional School	ERS	2,975.96	0.00	0.00	0.00	0.00	
1201	Foster-Glocester Regional School District	ERS	47,263.60	4,514.27	4,514.28	6,771.42	29,450.82	Prior Period Adjustment - ACH sent 8/19/2020
1211	Glocester School District	ERS	2,143.95	0.00	0.00	0.00	1,783.95	Prior Period Adjustment
1311	Little Compton School Department	ERS	24,668.24	0.00	0.00	0.00	24,570.74	Prior Period Adjustment - in process to resolve
1341	New Shoreham School Department	ERS	1,048.47	0.00	0.00	0.00	0.00	
1351	Newport School Department	ERS	15,793.46	0.00	0.00	0.00	27.68	
1381	North Providence School Department	ERS	3,513.44	0.00	0.00	0.00	21.71	
1391	North Smithfield School Department	ERS	732.79	0.00	0.00	0.00	732.79	Prior Period Adjustment
1411	Pawtucket School Department	ERS	1,042.75	0.00	0.00	0.00	-470.37	credit to take
1441	Providence School Department	ERS	2,154.50	0.00	0.00	808.50	0.00	Prior Period Adjustment
1531	Tiverton School Department	ERS	9,328.50	0.00	0.00	0.00	0.03	
1571	Warwick School Department	ERS	6,642.76	0.00	0.00	0.00	0.00	
1611	West Warwick School Department	ERS	8,431.29	0.00	0.00	0.00	-11,522.81	Incorrect file loaded, in process to correct
1621	Westerly School Department	ERS	9,792.37	0.00	0.00	0.00	0.00	
1631	Woonsocket School Department	ERS	2,240.85	0.00	0.00	0.00	0.00	
1681	The Compass School	ERS	1,228.00	0.00	0.00	0.00	0.00	
1701	Beacon Charter School	ERS	19,462.68	0.00	0.00	0.00	0.00	
1731	The Greene School	ERS	14,514.57	0.00	0.00	0.00	429.92	Prior Period Adjustment
1751	RI Nurses Institute	ERS	1,697.31	0.00	0.00	0.00	0.00	
1761	Village Green Virtual Charter School	ERS	20,467.85	0.00	0.00	0.00	0.00	
1791	Charette Charter School	ERS	4,212.36	0.00	0.00	0.00	0.00	
2000	State Employees	ERS	1,464,138.23	0.00	0.00	0.00	0.00	
2010	Correctional Officers - State	ERS	964,286.95	0.00	0.00	0.00	0.00	
2100	Airport Corporation	ERS	0.01	0.00	0.00	0.01	0.00	
2200	Economic Development Corporation	ERS	1,558.43	0.00	0.00	0.00	0.00	
2300	Narragansett Bay Commission	ERS	52.21	0.00	0.00	0.00	52.21	
Grand Total			2,650,399.67	4,514.27	5,828.31	8,319.18	43,201.25	
			100.00%	0.17%	0.22%	0.31%	1.63%	





# Municipal Employees' Retirement System of Rhode Island

Employer Aging  
Period Ending: 8/14/20

	Organization	Employer Group	Balance as of 8/14/2020	0 - 30 days Due under 30	30 - 60 days Due over 30	60 - 90 days Due over 60	90 + days	Comments
1007	Barrington School Department Non-Certified Employees - COLA	MERS	0.02	0.00	0.00	0.00	0.00	
1008	Barrington Fire Department (25 Year Plan)	MERS	0.01	0.01	0.00	0.00	0.00	
1009	Barrington DPW	MERS	0.79	0.00	0.00	0.00	0.79	
1014	Bristol Police Department	MERS	525.13	0.00	0.00	0.00	525.13	
1015	Bristol Fire Department	MERS	0.07	0.00	0.00	0.00	0.07	
1019	Town of Bristol -General EE's Highway	MERS	85.69	0.00	0.00	0.00	131.12	
1032	Town of Burrillville	MERS	14,240.21	0.00	0.00	0.00	0.00	
1034	Burrillville Police Department	MERS	22,936.15	0.00	0.00	0.00	0.00	
1056	Central Falls Housing Authority	MERS	3,558.62	0.00	0.00	0.00	0.00	
1113	Cranston School Department Non-Certified	MERS	166.68	166.68	0.00	0.00	0.00	
1115	Cranston Fire Department	MERS	87.27	0.00	0.00	0.00	0.00	
1122	Town of Cumberland	MERS	47.94	0.00	0.00	-9.33	0.00	
1126	Cumberland Housing Authority	MERS	18.95	0.00	0.00	0.00	0.00	
1148	Cumberland Rescue	MERS	195.56	0.00	0.00	0.00	0.00	
1152	Town of East Greenwich	MERS	4,187.48	0.00	0.00	0.00	0.00	
1153	East Greenwich School Department Non-Certified Employees	MERS	2,039.55	0.00	0.00	0.00	0.00	
1154	East Greenwich Police Department	MERS	34,597.03	0.00	0.00	0.00	0.00	
1155	East Greenwich Fire District	MERS	39,703.86	0.00	0.00	0.00	-1,033.38	credit to take
1157	Town of East Greenwich - COLA	MERS	8,202.24	0.00	0.00	0.00	39.70	
1158	Town of E. Greenwich - COLA - Non-Certified Employees	MERS	8,803.84	0.00	0.00	0.00	0.00	
1159	East Greenwich Fire Department -	MERS	3,858.68	0.00	0.00	0.00	3,268.93	Prior Period Adjustment
1212	Town of Glocester	MERS	337.93	0.00	0.00	0.00	337.93	
1242	Hope Valley/Wyoming Fire District	MERS	125.97	0.00	0.00	0.00	0.00	
1262	Town of Hopkinton	MERS	4,546.64	0.00	0.00	0.00	0.00	
1264	Hopkinton Police Department	MERS	16,556.35	0.00	0.00	0.00	0.00	
1302	Town of Lincoln	MERS	9,837.18	0.00	0.00	0.00	0.00	
1322	Town of Middletown	MERS	12,781.31	0.00	0.00	0.00	0.00	
1324	Middletown Police & Fire	MERS	32,646.55	0.00	0.00	0.00	0.00	
1342	Town of New Shoreham	MERS	7,779.84	0.00	0.00	0.00	0.00	
1343	New Shoreham School Department Non-	MERS	1,025.55	0.00	0.00	0.00	0.00	
1344	New Shoreham Police Department	MERS	4,921.27	0.00	0.00	0.00	0.00	
1356	Newport Housing Authority	MERS	63,534.49	0.00	0.00	0.00	0.00	
1382	Town of North Providence	MERS	252.98	0.00	0.00	0.00	205.24	
1385	North Providence Fire Department	MERS	737.23	0.00	0.00	0.00	737.23	
1386	North Providence Housing Authority	MERS	0.64	0.00	0.00	0.00	0.00	
1392	Town of North Smithfield	MERS	103.85	0.00	0.00	0.00	0.00	
1425	Portsmouth Fire Department	MERS	20,238.71	0.00	0.00	0.00	0.00	
1462	Town of Scituate	MERS	13,858.99	0.00	0.00	0.00	519.34	
1463	Scituate School Department Non-Certified	MERS	8,698.45	0.00	0.00	0.00	21.10	
1465	Smithfield Fire Department	MERS	39,966.18	0.00	0.00	0.00	0.00	
1474	Smithfield Police Department	MERS	79,388.92	0.00	0.00	0.00	0.00	
1478	Town of Smithfield (COLA)	MERS	68,028.06	0.00	0.00	0.00	0.00	
1484	Scituate Police Department - 7/1/16	MERS	2,881.34	0.00	0.00	0.00	-303.49	credit to take
1515	Union Fire District	MERS	892.77	0.00	0.00	0.00	0.00	
1532	Town of Tiverton	MERS	2,386.81	0.00	0.00	0.00	0.00	
1534	Tiverton Fire Department	MERS	25,191.84	0.00	0.00	0.00	0.00	
1538	Tiverton Local 2670A	MERS	5,154.21	0.00	0.00	0.00	0.00	
1566	Warren Housing Authority	MERS	537.43	0.00	0.00	0.00	0.00	
1705	Albion Fire District	MERS	5,777.72	0.00	0.00	0.00	5,777.61	Prior Period Adjustment



	Organization	Employer Group	Balance as of 8/14/2020	0 -30 days Due under 30	30 - 60 days Due over 30	60 - 90 days Due over 60	90 + days	Comments
1805	Pascoag Fire District	MERS	1,854.46	0.00	0.00	0.00	0.00	
1815	Saylesville Fire Department	MERS	29.01	0.00	0.00	0.01	29.00	
Grand total			573,328.45	166.69	0.00	-9.32	10,256.32	
			100.00%	0.03%	0.00%	0.00%	1.79%	

# Employees' Retirement System of Rhode Island



## 10.3. State Investment Commission (SIC)

For Report

**STATE OF RHODE ISLAND  
INVESTMENT COMMISSION MEETING**

**DATA AT  
June 30<sup>th</sup>, 2020**

**July 22<sup>nd</sup>, 2020  
MEETING**

**MEMBERS OF THE STATE INVESTMENT COMMISSION**

**Honorable Seth Magaziner, Chair**

**Mr. Erik Carleton  
Mr. J. Michael Costello  
Mr. Thomas P. Fay  
Ms. Karen Hammond  
Mr. Al Cumplido**

**Ms. Karen Hazard  
Mr. Frank Karpinski  
Ms. Sylvia Maxfield  
Mr. Thomas Mullaney**

## Section I.

---

### Agenda



State of Rhode Island  
Office of the General Treasurer

**Seth Magaziner**  
General Treasurer

## **RHODE ISLAND STATE INVESTMENT COMMISSION MEETING NOTICE**

The next meeting of the Rhode Island State Investment Commission has been scheduled for Wednesday, July 22<sup>nd</sup>, 2020 at 9:00 a.m. via **teleconference** [dial-in: +1 (914) 614-3221, access code: 945-052-490 link: <https://bit.ly/SICJuly2020>].

### **AGENDA**

- Chairperson Call to Order
- Membership Roll Call
- Approval of Draft Meeting Minutes <sup>1</sup>
  - State Investment Commission Meeting held June 24<sup>th</sup>, 2020
- Absolute Return Portfolio Review & Winton Redemption Recommendation <sup>1</sup>
  - Tom Lynch, Cliffwater
- Private Assets ESG Integration Plan
  - Daniel Ingram, Wilshire
- Legal Counsel Report
- Chief Investment Officer Report
- Treasurer's General Comments

<sup>1</sup>Commission members may be asked to vote on this item

### **POSTED ON JULY 17, 2020**

Anyone wishing to attend this meeting who may have special needs for access or services such as an interpreter, please contact Justin Maistrow at (401) 574-9246 twenty-four hours in advance of the scheduled meeting.

## Section II.

---

### Approval of Minutes



## State Investment Commission

### Monthly Meeting Minutes

Wednesday, June 24<sup>th</sup>, 2020

9:00 a.m.

### Remote Meeting

(dial-in: 1-562-247-8422, access code: 727-279-410; link: <https://bit.ly/SICJune2020>)

The Monthly Meeting of the State Investment Commission (SIC) was called to order at 9:03 AM, Wednesday, June 24<sup>th</sup>, 2020. The SIC's June 24<sup>th</sup>, 2020 Meeting was held remotely using telephonic and electronic communications, in accordance with Executive Order 20-46 issued by Governor Gina M. Raimondo on June 12, 2020. All votes were taken remotely by roll call vote.

## I. Roll Call of Members

The following members were present: Mr. Michael Costello, Mr. Thomas Mullaney, Ms. Sylvia Maxfield, Ms. Karen Hammond, Ms. Karen Hazard, Mr. Frank Karpinski, Mr. Erik Carleton, Mr. Al Cumplido, and Treasurer Seth Magaziner.

Also in attendance: Scott Crabill, Thoma Bravo; Doug Ostrover, Owl Rock, Tiffany Spudich and Corey Waddell, Capital Cities; Will Forde, NEPC; Thomas Lynch, Cliffwater; Mr. Matthew Waters, Adler Pollock & Sheehan, legal counsel; and other members of the Treasurer's Staff.

Treasurer Magaziner called the meeting to order at 9:03 AM.

Treasurer Magaziner introduced the new Chief Investment Officer for the State of Rhode Island, Mr. Andrew Junkin, and a new member of the State Investment Commission, Mr. Al Cumplido.

## II. Approval of Minutes

On a motion by Ms. Karen Hammond and seconded by Ms. Sylvia Maxfield, it was **VOTED: to approve the draft meeting minutes of the May 27<sup>th</sup>, 2020 meeting of the State Investment Commission.**

## III. Private Equity Investment Recommendation, Thoma Bravo Fund XIV and Thoma Bravo Discover Fund III, L.P.

Mr. Scott Crabill, Thoma Bravo, introduced the firm and its focus on Software investing. Mr. Crabill highlighted Thoma Bravo's strategy of improving margins through proprietary operational processes and accelerating growth through strategic acquisitions. Mr. Crabill further clarified the role of the Discover funds, which use the same strategy as Thoma Bravo's flagship funds but focus on the middle market segment.

The Board asked Questions.

Mr. Thomas Lynch, Cliffwater, discussed Thoma Bravo's strong track record and experienced management team.



On a motion by Ms. Sylvia Maxfield and seconded by Mr. Michael Costello, it was unanimously **VOTED: that the Rhode Island Employees Retirement Systems Pooled Trust make a commitment of up to \$20 million to Thoma Bravo Fund XIV, and up to \$30 million to Thoma Bravo Discover Fund III.**

#### **IV. Private Credit Investment Recommendation, Owl Rock Capital Corporation III and Owl Rock Capital Diversified Holdings LLC**

Mr. Doug Ostrover, Owl Rock, introduced the firm and its focus on the niche upper market direct lending segment. Mr. Ostrover highlighted Owl Rock's conservative investment approach which uses relatively low leverage.

Mr. Thomas Lynch, Cliffwater, discussed Owl Rock's track record and existing relationship with Rhode Island's pension system.

The Board asked questions.

On a motion by Mr. Thomas Mullaney and seconded by Ms. Karen Hammond, it was unanimously **VOTED: that the Rhode Island Employees Retirement Systems Pooled Trust make a commitment of up to \$50 million to Owl Rock Capital Corporation III, inclusive of an associated purchase of advisor stake shares in Owl Rock Capital Diversified Holdings LLC.**

#### **V. 401(a) and 457(b) Annual Program Review**

Ms. Tiffany Spudich and Mr. Corey Waddell, Capital Cities, provided their annual review of the of the 401(a) and 457(b) plans for the State of Rhode Island. Ms. Spudich and Mr. Waddell provided updates on performance and highlighted several fee reduction opportunities.

On a motion by Ms. Karen Hammond and seconded by Ms. Sylvia Maxfield, it was unanimously **VOTED: (i) that the TIAA 401(a) and 457(b) plans transition from the Vanguard Target Retirement Trust I investment option to the Vanguard Target Retirement Trust Plus investment option, so as to reduce management expenses, and (ii) that the Fidelity 457(b) plan conduct share class exchanges of the Invesco Diversified Dividend Fund investment option (R6 to R5), the Fidelity Contrafund investment option (K to K6), the PIMCO Total Return Fund investment option (Institutional to A), and the Fidelity Freedom Funds investment option (K to Retail), so as to reduce investment management expenses.**

#### **VI. Legal Counsel Report**

There was no legal counsel report.

#### **VII. Performance Update**

Treasurer Magaziner highlighted the Plan's performance in May, with the plan benefitting from public equity while lags in private asset marks provided negative pressure on the Plan.

## Treasurer's General Comments

Treasurer Magaziner asked if there were any further comments or questions and thanked the Board and Staff.

On a motion by Mr. Thomas Mullaney and seconded by Ms. Karen Hammond, it was unanimously **VOTED<sup>1</sup>: to adjourn the meeting at 11:06 AM.**

Respectfully submitted,

**Seth Magaziner,  
General Treasurer**

---

<sup>1</sup> Ms. Sylvia Maxfield left the meeting at 11:00 AM and did not vote to adjourn. Her temporary absence did not impact quorum.

## Section III.

---

### Staff Summary



State of Rhode Island  
Office of the General Treasurer  
State House – Room 102  
Providence, Rhode Island 02903

**Seth Magaziner**  
General Treasurer

State Investment Commission  
State of Rhode Island, State House  
Providence, Rhode Island

This is to certify that the amounts so listed below belong to the credit of the Employees' Retirement, Municipal Employees', State Police and Judicial Retirement Systems of the State of Rhode Island at the close of business on June 30, 2020

**Employees' Retirement System of Rhode Island**  
**Composite Reporting Investment Valuation**  
**June 30, 2020**

Asset Class		Base Market Value
<b>Grand Total</b>		<b>8,469,750,816</b>
CASH EQUIVALENT*		335,879,138
GLOBAL PUBLIC EQUITY		3,695,002,137
EQUITY OPTIONS		165,228,356
EMERGING MARKET DEBT		171,893,551
CREDIT		273,564,613
INFLATION-LINKED BDS		150,349,897
REIT - US FOCUSED		84,515,406
PRIVATE EQUITY**		875,041,504
REAL ESTATE**		498,466,675
HEDGE FUNDS**		578,826,257
INFRASTRUCTURE**		284,578,625
US TRADITIONAL FIXED		511,768,826
CPC PROGRAM		844,635,831
Plan Allocations	%	Base Market Value
<b>Grand Total</b>	<b>100.00%</b>	<b>8,469,750,816</b>
STATE EMP RET PLAN	73.94%	6,262,703,860
MUNI EMP RET PLAN	19.09%	1,616,659,349
TEACHER'S SURVIVOR BENEFIT	4.01%	339,513,007
STATE POLICE RET PL	1.81%	152,974,114
JUDICIAL RET PLAN	0.94%	79,662,098
NON-CONTRIB JUD RET	0.01%	1,076,258
NON-CONT ST POL RET	0.20%	17,162,132

\* Cash & Short-Term Investments, as shown, also includes amounts available within specific active-manager mandates, and thus as aggregated will not tie directly to separate cash allocations as reported elsewhere.

\*\* Alternative Investments – comprising the five components as indicated – have varying degrees of liquidity and may not have readily determinable market values. As such, they may be based on appraisal.

Respectfully Submitted,

  
Vincent Izzo, Investment Accounting Manager

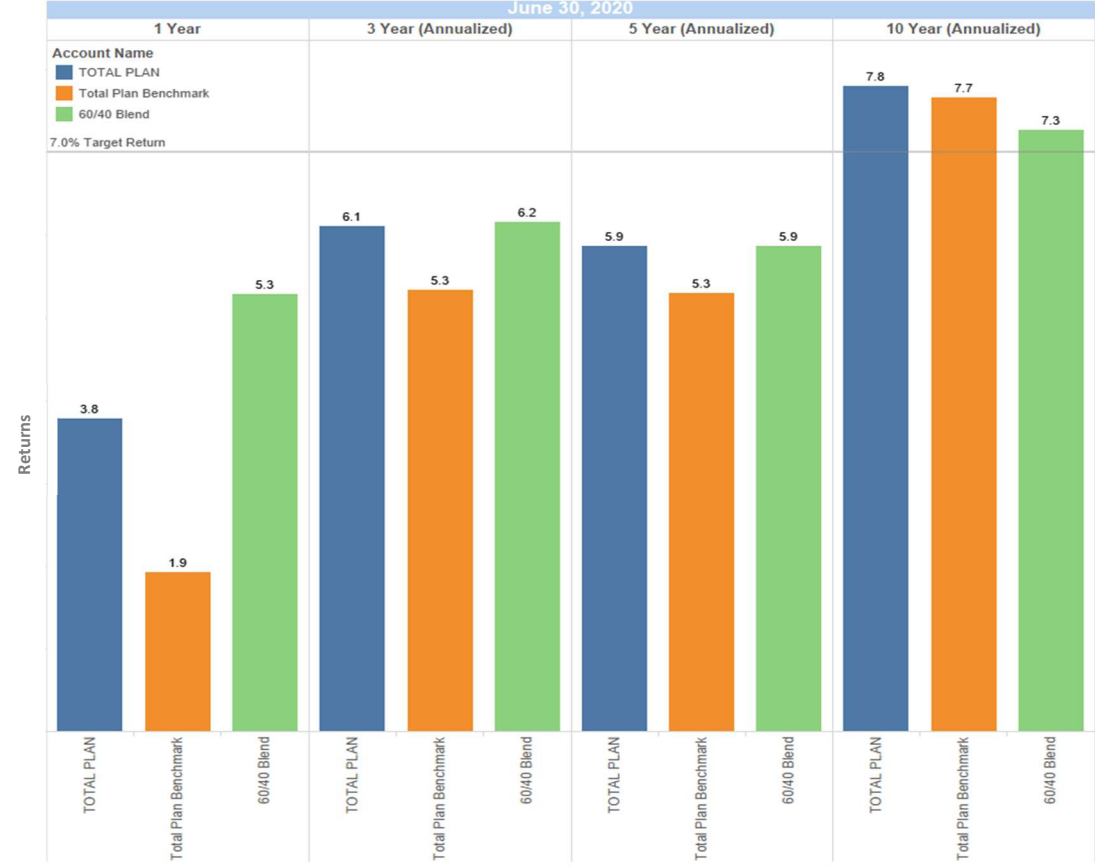
## June 2020

The Total Plan's net of fees return was 0.85% during the month of June, outperforming the Total Plan Benchmark, which returned 0.14%. The 60% global equity/40% fixed income benchmark returned 2.17%. In absolute terms, the plan's Total Public Growth Bucket was a primary contributor to performance, with a net return of 3.20%. The Plan's Total Public Growth bucket return was level with that of its benchmark for the month.

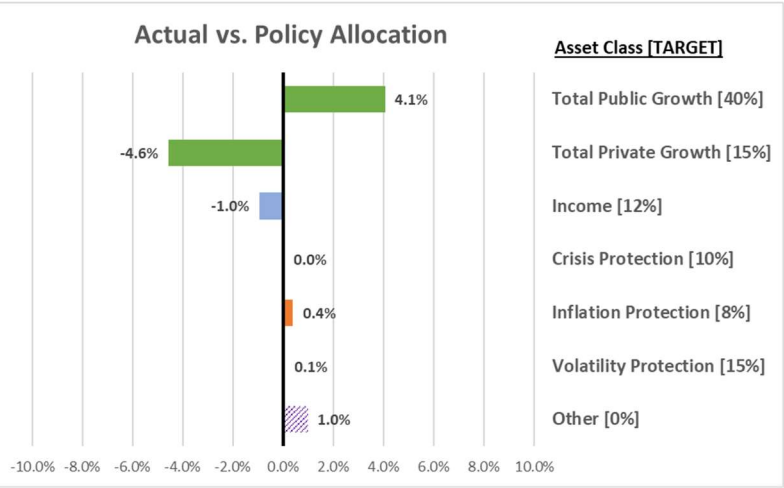
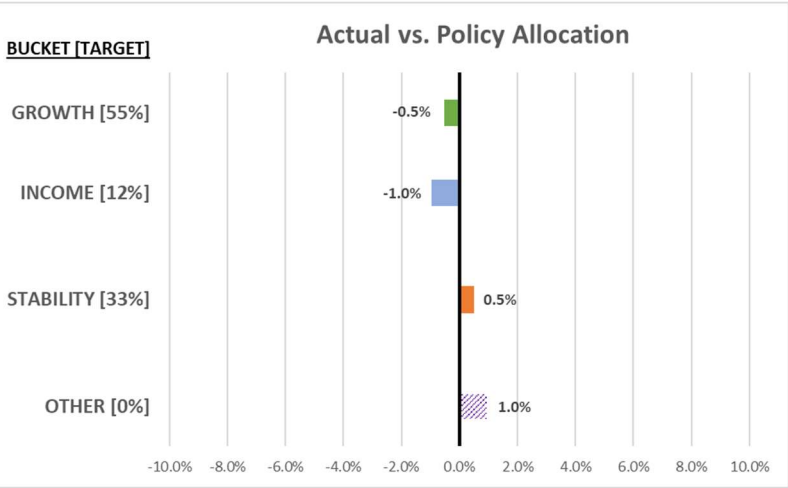
Calendar year-to-date, the Total Plan has lost -1.88% net of fees, outperforming the Total Plan Benchmark loss of -2.68%. The 60% global equity/40% fixed income benchmark lost -1.01% during the same period. The Plan's Crisis Protection Class has been a key contributor to the Total Plan's YTD absolute performance, returning 11.24% net of fees to help offset losses elsewhere in the portfolio. On a relative basis, the portfolio's outperformance compared to the Total Plan benchmark was also helped by the Crisis Protection Class, which achieved an excess return of 6.51% relative to its benchmark over the period.

For the Fiscal Year 2020, the Plan has gained 3.78% net of fees, outperforming the Total Plan benchmark's return of 1.93%. The 60% global equity/40% fixed income benchmark returned 5.29% during the same period. The Crisis Protection Class has been a primary contributor to the Total Plan's Fiscal Year 2020 absolute performance, returning 12.41%. The Crisis Protection Class was also a driver of excess returns over the Total Plan Benchmark, outperforming its benchmark by 9.76% over the period.

Total Plan – June 30<sup>th</sup>, 2020



	Jun-2020	YTD	FYTD	1 Year	Annualized			Inception
					3 Years	5 Years	10 Years	
GROWTH	1.20	-6.54	1.36	1.36	6.70		6.70	7/1/2017
GROWTH BM	0.87	-4.62	2.55	2.55				
Public Growth	3.20	-6.81	1.33	1.33	5.94	6.35	4.67	7/1/2000
Public Growth BM	3.20	-6.25	2.11	2.11	6.14	6.46		
Private Growth	-6.47	-4.88	1.87	1.87	11.18		11.18	7/1/2017
Private Growth BM	-5.33	-2.29	1.38	1.38				
INCOME	0.91	-7.57	-5.31	-5.31	0.54		0.54	7/1/2017
INCOME BM	-2.80	-9.50	-8.38	-8.38	0.13		0.13	7/1/2017
STABILITY	0.34	5.76	8.40	8.40	5.93		5.93	7/1/2017
STABILITY BM	-0.01	2.65	4.01	4.01				
CPC	-1.35	11.24	12.41	12.41	6.77		5.81	7/1/2017
CPC BM	-2.08	4.73	2.65	2.65	2.41		1.84	7/1/2017
Inflation Protection	0.23	2.20	5.99	5.99	6.52		6.52	7/1/2017
Inflation Protection BM	0.70	2.45	4.56	4.56	5.05		5.05	7/1/2017
Volatility Protection	1.56	4.31	7.02	7.02	5.40		5.40	7/1/2017
Volatility Protection BM	0.99	1.11	3.30	3.30				
TOTAL PLAN	0.85	-1.88	3.78	3.78	6.10	5.87	5.07	7/1/2000
TOTAL PLAN BM	0.14	-2.68	1.93	1.93	5.33	5.30		
60/40	2.17	-1.01	5.29	5.29	6.16	5.87		



\* Allocation reflects physical exposure; Russell Overlay rebalancing program classified as, "Other"

## Section IV.

---

### Asset Allocation

## ERSRI Asset Allocation Tracking

Functional Bucket	Aggregate Asset Class	Aggregate Allocation Weight	Asset Class	(a) Strategic Benchmark Weight/Target Allocation	(b) Actual exposure as of 06/30/20	(b) - (a)
GROWTH	Global Equity	40.0%	US Equity	23.0%	25.7%	2.6%
			International Developed Equity	12.1%	13.4%	1.3%
			EM Equity	4.9%	5.0%	0.2%
	Private Growth	15.0%	PE	11.25%	7.9%	-3.3%
			Non-core RE	2.25%	1.7%	-0.5%
			Opp Private Credit	1.5%	0.8%	-0.7%
			HY Infra	1.0%	0.9%	-0.1%
INCOME	Income	12.0%	REITs	1.0%	1.0%	0.0%
			Equity Options	2.0%	2.0%	0.0%
			EMD (50/50 Blend)	2.0%	2.0%	0.0%
			Liquid Credit	2.8%	3.5%	0.7%
			Private Credit	3.2%	1.6%	-1.6%
			Treasury Duration	5.0%	5.0%	0.0%
			Systematic Trend	5.0%	5.0%	0.0%
STABILITY	CPC	10.0%	Treasury Duration	5.0%	5.0%	0.0%
			Systematic Trend	5.0%	5.0%	0.0%
	Inflation Protection	8.0%	Core RE	3.6%	4.1%	0.5%
			Private Infra	2.4%	2.5%	0.1%
			TIPs	2.0%	1.8%	-0.2%
	Volatility Protection	15.0%	IG Corp. Credit	3.25%	3.2%	-0.1%
			Securitized Credit	3.25%	3.0%	-0.2%
			Absolute Return	6.5%	6.8%	0.3%
Strategic Cash			2.0%	2.1%	0.1%	
OTHER	Short-term Tactical	-	Short-Term Cash	-	0.4%	0.4%
		-	Russell Overlay	-	0.3%	0.3%
TOTAL	Total	100.0%		100.0%	100.0%	0.0%



## Section V.

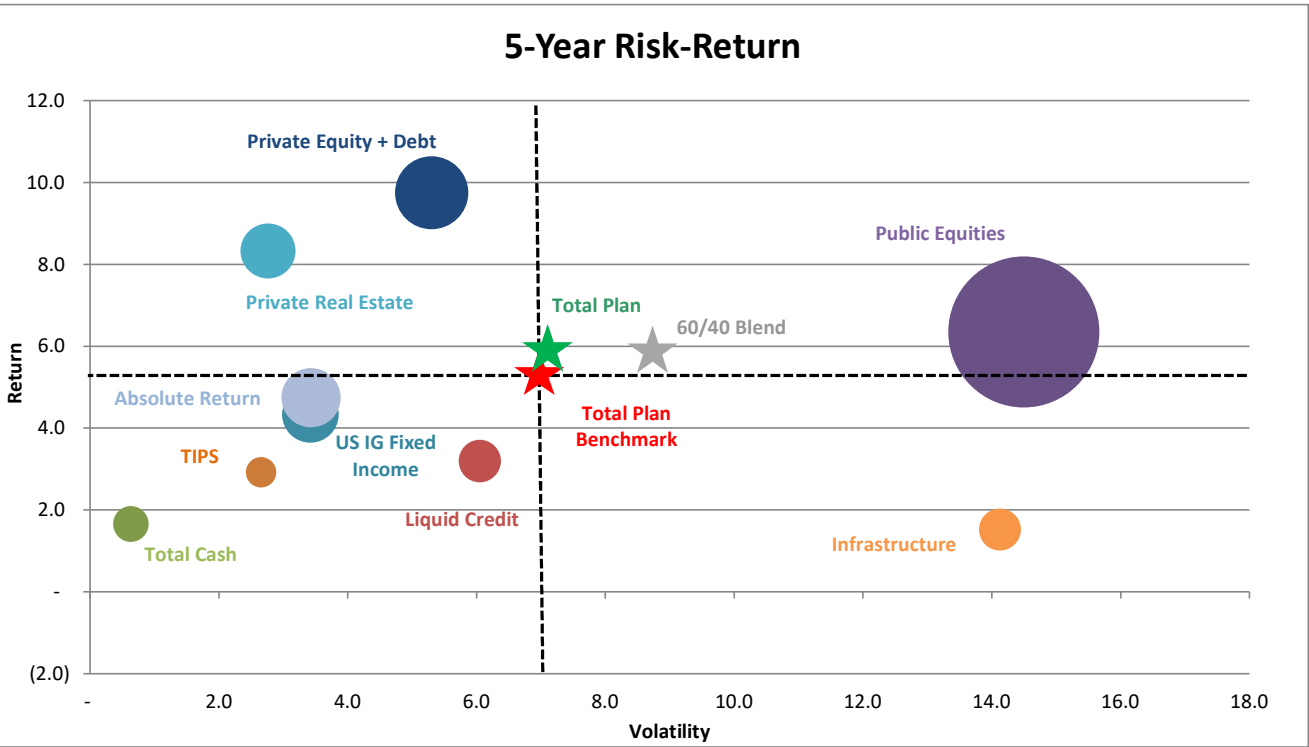
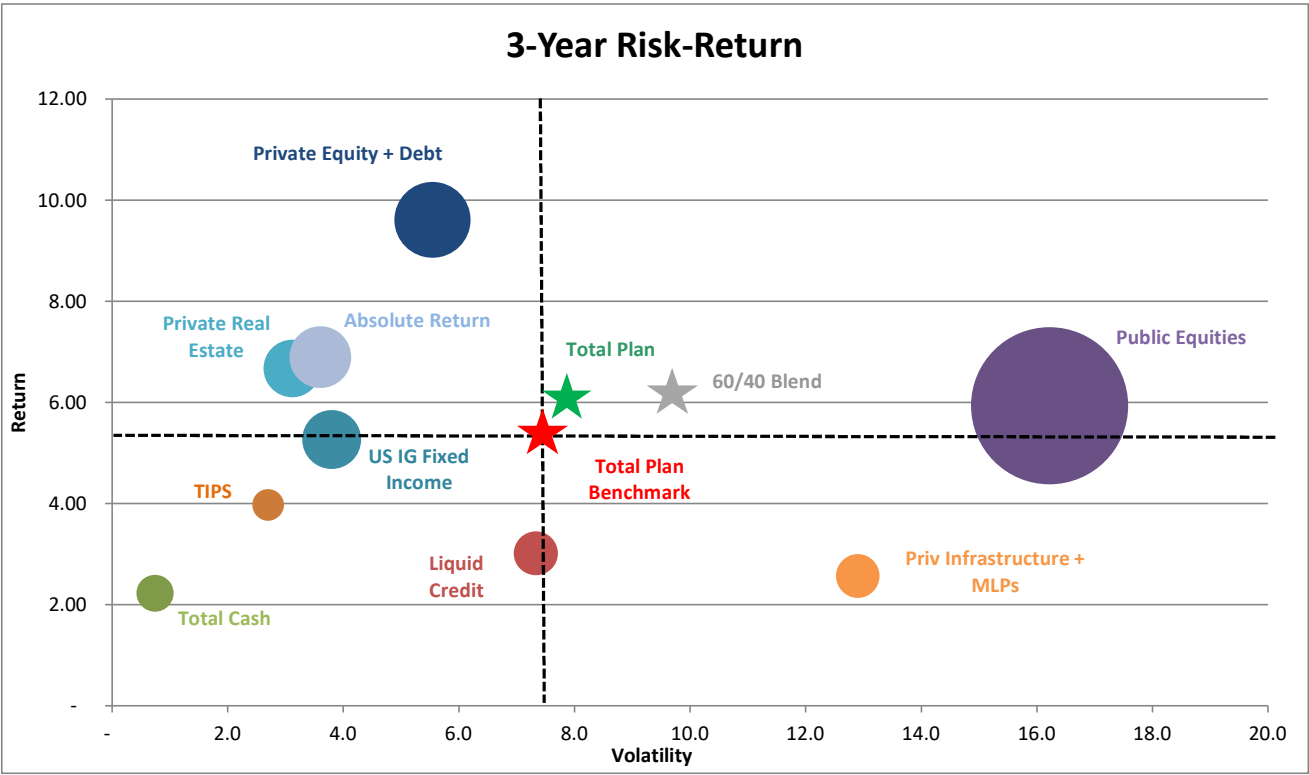
---

### Risk Overview

ERSRI Portfolio

% - as of June 30, 2020

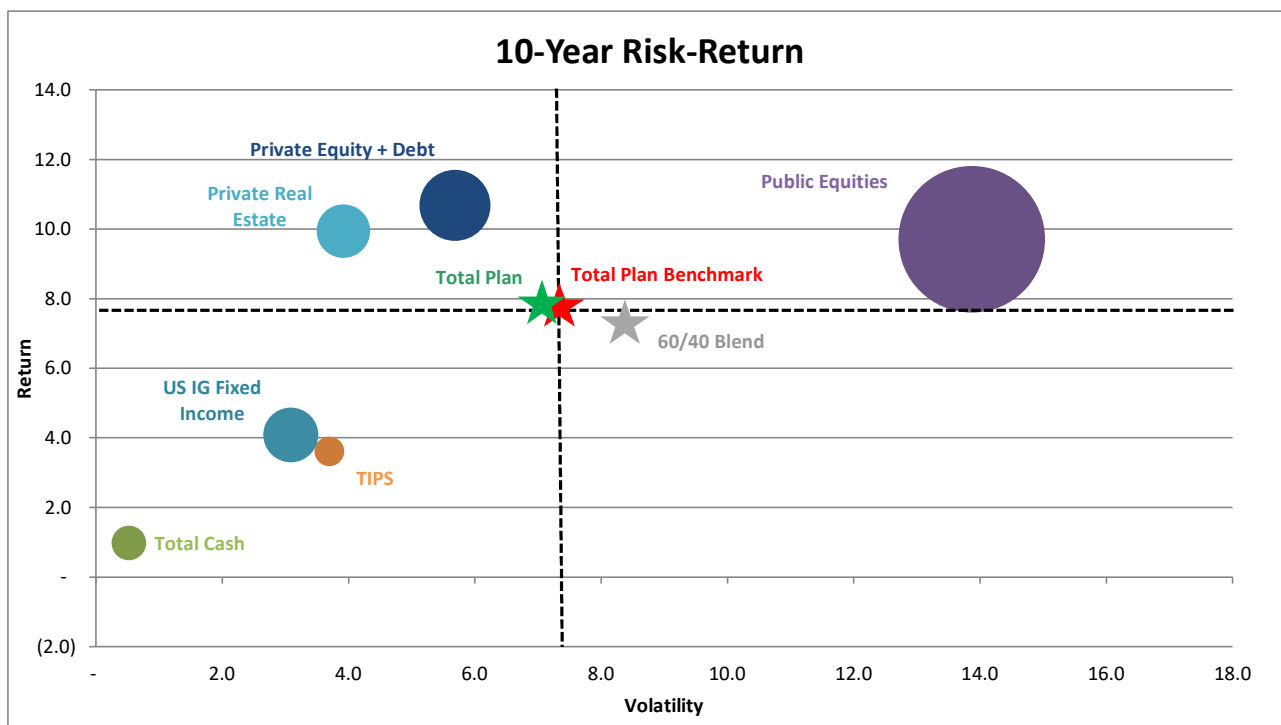
Bubble-Size Scaled based on Current Allocations



## ERSRI Portfolio

% - as of June 30, 2020

*Bubble-Size Scaled based on Current Allocations*



## Section VI.

---

### Performance Overview

# Total Performance Summary

## TOTAL NET OF FEES

6/30/2020

Account Name Benchmark Name	Market Value	% of Total	Month	YTD	Fiscal YTD	1 Year	Annualized				Inception Date
							3 Years	5 Years	10 Years	ITD	
US Public Equity Russell 3000 Index	1,401,350,207	17	2.26 2.29	-3.41 -3.48	6.61 6.53	6.61 6.53	10.14 10.04	10.13 10.03	13.50 13.72	8.26 8.24	Aug-2007 Aug-2007
Non-US Public Equity Total International Equity BM	1,125,789,462	13	4.88 4.52	-10.62 -11.00	-4.35 -4.80	-4.35 -4.80	1.45 1.13	2.55 2.26	5.19 5.07	6.73 6.07	May-2009 May-2009
QVM Tilt MSCI World Net Dividend Index	1,204,589,525	14	2.75 2.65	-6.92 -5.77	1.10 2.84	1.10 2.84	5.99 6.70			8.86 9.29	Oct-2015 Oct-2015
<b>Total Public Growth</b> <b>MSCI All Country World Net Index</b>	<b>3,731,729,195</b>	<b>44</b>	<b>3.20</b> <b>3.20</b>	<b>-6.81</b> <b>-6.25</b>	<b>1.33</b> <b>2.11</b>	<b>1.33</b> <b>2.11</b>	<b>5.94</b> <b>6.14</b>	<b>6.35</b> <b>6.46</b>	<b>9.70</b> <b>9.16</b>	<b>4.67</b>	<b>Jul-2000</b> <b>Jul-2000</b>
Private Equity ILPA All Fds BM 1Q Lag 2	670,975,442	8	-7.19 -7.19	-4.00 -2.43	4.09 1.62	4.09 1.62	11.68 9.44	10.99 9.28	11.31 13.98	9.47	Feb-1989 Feb-1989
Non Core Real Estate	147,299,199	2	-5.56	-7.33	-4.40	-4.40	10.89			10.89	Jul-2017
Opportunistic Private Credit ILPA Distressed BM 1Q Lag	64,604,231	1	-0.78 -0.78	-8.60 -10.05	-5.91 -8.43	-5.91 -8.43	4.87 1.89			4.87 1.89	Jul-2017 Jul-2017
<b>Total Private Growth</b> <b>Private Growth Benchmark</b>	<b>882,878,873</b>	<b>10</b>	<b>-6.47</b> <b>-5.33</b>	<b>-4.88</b> <b>-2.29</b>	<b>1.87</b> <b>1.38</b>	<b>1.87</b> <b>1.38</b>	<b>11.18</b>			<b>11.18</b>	<b>Jul-2017</b> <b>Jul-2017</b>
<b>TOTAL GROWTH COMPOSITE</b> <b>Total Growth Composite BM</b>	<b>4,614,608,067</b>	<b>54</b>	<b>1.20</b> <b>0.87</b>	<b>-6.54</b> <b>-4.62</b>	<b>1.36</b> <b>2.55</b>	<b>1.36</b> <b>2.55</b>	<b>6.70</b>			<b>6.70</b>	<b>Jul-2017</b> <b>Jul-2017</b>
Harvest Fund Advisor Alerian MLP Index	80,285,147	1	-4.45 -7.87	-31.29 -35.71	-35.34 -41.43	-35.34 -41.43	-12.68 -16.79	-10.73 -12.85		-10.65 -13.61	Jan-2015 Jan-2015
Heitman US Focused MSCI US REIT Index	85,309,355	1	3.25 2.85	-12.01 -18.95	-6.11 -13.93	-6.11 -13.93				-4.16 -12.04	Jun-2019 Jun-2019
NB Index Fund CBOE S&P 500 PutWrite Price BM	165,228,356	2	1.63 1.04							-5.58 -13.70	Feb-2020 Feb-2020
Wellington EMD (50/50 Blend) JP Morgan EMBI Global Div Index JP Morgan GBI-EM Index	171,893,551	2	3.79 3.51 0.47							8.60 9.22 7.10	Apr-2020 Apr-2020 Apr-2020
Liquid Credit Liquid Credit BM (50% BoA US HY/50% CS LL)	293,618,305	3	0.19 1.16	-4.36 -4.76	-1.06 -1.68	-1.06 -1.68	3.02 2.55	3.19 3.35		3.01 3.49	May-2013 May-2013
Private Credit S&P LSTA Lev Loans + 3%	139,461,831	2	0.00 -11.83	-4.93 -9.72	-0.76 -6.16	-0.76 -6.16	1.76 2.22			1.76 2.22	Jul-2017 Jul-2017
<b>TOTAL INCOME COMPOSITE</b> <b>Income Aggregate BM</b>	<b>935,796,546</b>	<b>11</b>	<b>0.91</b> <b>-2.80</b>	<b>-7.57</b> <b>-9.50</b>	<b>-5.31</b> <b>-8.38</b>	<b>-5.31</b> <b>-8.38</b>	<b>0.54</b> <b>0.13</b>			<b>0.54</b> <b>0.13</b>	<b>Jul-2017</b> <b>Jul-2017</b>

# Total Performance Summary

## TOTAL NET OF FEES

6/30/2020

Account Name Benchmark Name	Market Value	% of Total	Month	YTD	Fiscal YTD	1 Year	Annualized				Inception Date
							3 Years	5 Years	10 Years	ITD	
CPC Long Duration Barclays US Treasury LT Index	425,794,568	5	0.24 0.13	21.13 21.20	25.38 25.40	25.38 25.40	11.92 12.04			11.15 11.31	Jun-2017 Jun-2017
CPC Trend Following Credit Suisse Liquid Alt Beta	423,297,545	5	-2.92 -4.29	1.98 -10.13	0.55 -16.73	0.55 -16.73	1.16 -7.16			0.05 -7.57	Jun-2017 Jun-2017
<b>Total Crisis Protection 50/50 CPC Custom BM</b>	<b>849,092,112</b>	<b>10</b>	<b>-1.35 -2.08</b>	<b>11.24 4.73</b>	<b>12.41 2.65</b>	<b>12.41 2.65</b>	<b>6.77 2.41</b>			<b>5.81 1.84</b>	<b>Jun-2017 Jun-2017</b>
Priv Listed Infrastructure CPI + 4% 1 Mo Lag	208,213,946	2	-0.07 0.33	3.51 1.67	11.31 4.12	11.31 4.12	12.75 5.56	12.35 5.52		10.27	Mar-2015 Mar-2015
Core Real Estate NFI-ODCE BM 2	351,167,476	4	0.00 0.75	0.63 2.03	3.29 3.93	3.29 3.93	5.34 5.85			5.34 5.85	Jul-2017 Jul-2017
Inflation-Linked Bonds Total Inflation Linked Custom	151,682,797	2	1.09 1.06	3.96 4.08	5.71 5.75	5.71 5.75	3.98 3.94	2.92 2.97	3.61 3.62	3.86 3.86	Nov-2009 Nov-2009
<b>Total Inflation Protection Inflation Protection Custom BM</b>	<b>711,064,218</b>	<b>8</b>	<b>0.23 0.70</b>	<b>2.20 2.45</b>	<b>5.99 4.56</b>	<b>5.99 4.56</b>	<b>6.52 5.05</b>			<b>6.52 5.05</b>	<b>Jul-2017 Jul-2017</b>
Absolute Return HFRI Fund of Funds Composite Index	578,826,259	7	1.84 1.27	3.46 -2.25	6.44 -0.19	6.44 -0.19	6.90 2.02			6.90 2.02	Jul-2017 Jul-2017
Fidelity IG Corporate Bonds Bloomberg Barclays Investment Grade Corporate Index	266,885,229	3	2.67 1.96							2.67 1.96	Jun-2020 Jun-2020
Loomis Securitized Bloomberg Barclays US Securitized Index	255,310,930	3	0.69 0.05							0.69 0.05	Jun-2020 Jun-2020
Strategic Cash ICE BofAML US Treasury Notes 0-1 Year	175,183,224	2	0.29 0.02	1.20 1.03	2.46 2.15	2.46 2.15	2.24 2.01			2.09 1.83	Feb-2017 Feb-2017
<b>Total Volatility Protection Total Volatility Protection BM</b>	<b>1,276,711,509</b>	<b>15</b>	<b>1.56 0.99</b>	<b>4.31 1.11</b>	<b>7.02 3.30</b>	<b>7.02 3.30</b>	<b>5.40</b>			<b>5.40</b>	<b>Jul-2017 Jul-2017</b>
<b>TOTAL STABILITY COMPOSITE Total Stability Composite BM</b>	<b>2,836,867,840</b>	<b>33</b>	<b>0.34 -0.01</b>	<b>5.76 2.65</b>	<b>8.40 4.01</b>	<b>8.40 4.01</b>	<b>5.93</b>			<b>5.93</b>	<b>Jul-2017 Jul-2017</b>
Short-Term Cash	32,605,016	0	0.02	0.37	1.46	1.46	2.56			2.56	Jul-2017
Russell Overlay Fd	21,960,166	0	-0.01	0.47	0.45	0.45	0.21	0.14	0.00	0.01	Sep-2008
<b>TOTAL PLAN Total Plan Benchmark 60/40 Blend</b>	<b>8,469,750,816</b>	<b>100</b>	<b>0.85 0.14 2.17</b>	<b>-1.88 -2.68 -1.01</b>	<b>3.78 1.93 5.29</b>	<b>3.78 1.93 5.29</b>	<b>6.10 5.33 6.16</b>	<b>5.87 5.30 5.87</b>	<b>7.80 7.67 7.27</b>	<b>5.07</b>	<b>Jul-2000 Jul-2000 Jul-2000</b>
<b>Total Plan ex PE,RE &amp; Priv Inf Total Plan BM ex PE RE</b>	<b>6,888,028,691</b>	<b>81</b>	<b>1.95 1.69</b>	<b>-1.61 -3.17</b>	<b>4.07 1.84</b>	<b>4.07 1.84</b>	<b>5.62 4.57</b>	<b>5.29 4.61</b>	<b>7.26 7.07</b>	<b>6.22</b>	<b>Apr-1996 Apr-1996</b>

## END NOTES

6/30/2020

## TOTAL PLAN

The current composition of the Total Plan Benchmark is as follows:

## GROWTH

Total Public Growth

40% MSCI ACWI Net

Total Private Growth

11.25% ILPA All Funds Index, 1Q Lag

2.25% ODCE, 1Q Lag + 2.5%

1.5% ILPA Distressed Index, 1Q Lag

## INCOME

1% Alerian MLP Index

1% MSCI US REIT Index

2% CBOE PUT Index

2% EMD 50/50 Blended Benchmark (50% JPM EMBI/50% GBI-EM)

2.8% Liquid Credit Custom (50% BofA US HY/50% CS LL)

3.2% S&P LSTA Lev Loans + 3%

## STABILITY

Crisis Protection Class

5% CS Managed Futures 18% Vol Index

5% Barclays Long Duration US Treasury Index

Inflation Protection

3.6% NFI-ODCE Index, 1Q Lag

2.4% CPI + 4%, 1 Month Lag

2% Barclays 1-10 Year TIPS Index

Volatility Protection

3.25% Bloomberg Barclays US Corporate Bond Index

3.25% Bloomberg Barclays Securitized MBS/ABS/CMBS Index

6.5% HFRI FOF Composite

2.0% BofA Merrill Lynch US T-Notes 0-1 Yr

# Total Performance Summary

## TOTAL NET OF FEES

6/30/2020

Account Name Benchmark Name	Market Value	% of Total	Month	Cumulative		YTD	2019	2018	2017	Inception Date
				5/1/2020 - 5/31/2020	4/1/2020 - 4/30/2020					
US Public Equity Russell 3000 Index	1,401,350,207	17	2.26 2.29	5.34 5.35	13.28 13.24	-3.41 -3.48	31.16 31.02	-5.17 -5.24	21.14 21.13	Aug-2007 Aug-2007
Non-US Public Equity Total International Equity BM	1,125,789,462	13	4.88 4.52	3.02 3.27	7.76 7.58	-10.62 -11.00	21.27 21.51	-13.85 -14.20	27.76 27.19	May-2009 May-2009
QVM Tilt MSCI World Net Dividend Index	1,204,589,525	14	2.75 2.65	4.74 4.83	10.91 10.92	-6.92 -5.77	24.42 27.67	-7.96 -8.71	23.36 22.40	Oct-2015 Oct-2015
<b>Total Public Growth</b> <b>MSCI All Country World Net Index</b>	<b>3,731,729,195</b>	<b>44</b>	<b>3.20</b> <b>3.20</b>	<b>4.45</b> <b>4.35</b>	<b>10.81</b> <b>10.71</b>	<b>-6.81</b> <b>-6.25</b>	<b>25.77</b> <b>26.60</b>	<b>-9.20</b> <b>-9.41</b>	<b>24.11</b> <b>23.97</b>	<b>Jul-2000</b> <b>Jul-2000</b>
Private Equity ILPA All Fds BM 1Q Lag 2	670,975,442	8	-7.19 -7.19	-1.79 -1.79	2.39 2.39	-4.00 -2.43	12.54 7.12	17.38 15.70	19.69 15.61	Feb-1989 Feb-1989
Non Core Real Estate	147,299,199	2	-5.56	-4.51	-0.46	-7.33	8.19	25.66		Jul-2017
Opportunistic Private Credit ILPA Distressed BM 1Q Lag	64,604,231	1	-0.78 -0.78	-3.33 -3.33	-7.92 -7.92	-8.60 -10.05	1.40 2.27	11.81 8.36		Jul-2017 Jul-2017
<b>Total Private Growth</b> <b>Private Growth Benchmark</b>	<b>882,878,873</b>	<b>10</b>	<b>-6.47</b> <b>-5.33</b>	<b>-2.36</b> <b>-1.65</b>	<b>1.16</b> <b>1.03</b>	<b>-4.88</b> <b>-2.29</b>	<b>11.02</b> <b>6.65</b>	<b>18.83</b> <b>14.03</b>		<b>Jul-2017</b> <b>Jul-2017</b>
<b>TOTAL GROWTH COMPOSITE</b> <b>Total Growth Composite BM</b>	<b>4,614,608,067</b>	<b>54</b>	<b>1.20</b> <b>0.87</b>	<b>2.96</b> <b>2.71</b>	<b>8.59</b> <b>8.07</b>	<b>-6.54</b> <b>-4.62</b>	<b>23.15</b> <b>21.00</b>	<b>-5.23</b> <b>-3.27</b>		<b>Jul-2017</b> <b>Jul-2017</b>
Harvest Fund Advisor Alerian MLP Index	80,285,147	1	-4.45 -7.87	4.69 8.95	32.33 49.62	-31.29 -35.71	14.57 6.56	-13.27 -12.42	-5.26 -6.52	Jan-2015 Jan-2015
Heitman US Focused MSCI US REIT Index	85,309,355	1	3.25 2.85	1.05 0.11	9.96 8.18	-12.01 -18.95				Jun-2019 Jun-2019
NB Index Fund CBOE S&P 500 PutWrite Price BM	165,228,356	2	1.63 1.04	3.81 4.44	6.86 5.23					Feb-2020 Feb-2020
Wellington EMD (50/50 Blend) JP Morgan EMBI Global Div Index JP Morgan GBI-EM Index	171,893,551	2	3.79 3.51 0.47	3.90 6.07 5.18	0.71 -0.53 1.35					Apr-2020 Apr-2020 Apr-2020
Liquid Credit Liquid Credit BM (50% BoA US HY/50% CS LL)	293,618,305	3	0.19 1.16	3.75 4.19	3.74 4.04	-4.36 -4.76	10.99 11.27	0.78 -0.57	3.54 4.60	May-2013 May-2013
Private Credit S&P LSTA Lev Loans + 3%	139,461,831	2	0.00 -11.83	-5.87 -1.07	1.00 0.64	-4.93 -9.72	3.24 6.10	3.71 8.19		Jul-2017 Jul-2017
<b>TOTAL INCOME COMPOSITE</b> <b>Income Aggregate BM</b>	<b>935,796,546</b>	<b>11</b>	<b>0.91</b> <b>-2.80</b>	<b>1.74</b> <b>3.13</b>	<b>6.41</b> <b>7.32</b>	<b>-7.57</b> <b>-9.50</b>	<b>11.52</b> <b>8.70</b>	<b>-2.47</b> <b>0.57</b>		<b>Jul-2017</b> <b>Jul-2017</b>



# Total Performance Summary

## TOTAL NET OF FEES

6/30/2020

Account Name Benchmark Name	Market Value	% of Total	Month	Cumulative		YTD	2019	2018	2017	Inception Date
				5/1/2020 - 5/31/2020	4/1/2020 - 4/30/2020					
CPC Long Duration Barclays US Treasury LT Index	425,794,568	5	0.24 0.13	-1.86 -1.87	1.09 2.02	21.13 21.20	14.90 14.83	-1.89 -1.84		Jun-2017 Jun-2017
CPC Trend Following Credit Suisse Liquid Alt Beta	423,297,545	5	-2.92 -4.29	-2.76 -1.14	-0.50 -1.99	1.98 -10.13	3.86 -9.85	-15.11 -10.01		Jun-2017 Jun-2017
<b>Total Crisis Protection 50/50 CPC Custom BM</b>	<b>849,092,112</b>	<b>10</b>	<b>-1.35 -2.08</b>	<b>-2.30 -1.50</b>	<b>0.29 0.02</b>	<b>11.24 4.73</b>	<b>9.33 1.98</b>	<b>-7.99 -5.45</b>		Jun-2017 Jun-2017
Priv Listed Infrastructure CPI + 4% 1 Mo Lag	208,213,946	2	-0.07 0.33	0.08 -0.32	1.90 0.12	3.51 1.67	16.67 6.05	13.32 6.18	12.45 6.20	Mar-2015 Mar-2015
Core Real Estate NFI-ODCE BM 2	351,167,476	4	0.00 0.75	-0.39 0.00	0.00 0.00	0.63 2.03	5.03 4.64	7.22 7.71		Jul-2017 Jul-2017
Inflation-Linked Bonds Total Inflation Linked Custom	151,682,797	2	1.09 1.06	0.49 0.62	1.97 2.03	3.96 4.08	7.03 6.85	-0.23 -0.25	1.73 1.90	Nov-2009 Nov-2009
<b>Total Inflation Protection Inflation Protection Custom BM</b>	<b>711,064,218</b>	<b>8</b>	<b>0.23 0.70</b>	<b>-0.05 0.06</b>	<b>0.99 0.54</b>	<b>2.20 2.45</b>	<b>8.22 5.70</b>	<b>6.30 3.84</b>		Jul-2017 Jul-2017
Absolute Return HFRI Fund of Funds Composite Index	578,826,259	7	1.84 1.27	1.51 2.32	2.39 3.43	3.46 -2.25	8.92 8.39	4.48 -4.02		Jul-2017 Jul-2017
Fidelity IG Corporate Bonds Bloomberg Barclays Investment Grade Corporate Index	266,885,229	3	2.67 1.96							Jun-2020 Jun-2020
Loomis Securitized Bloomberg Barclays US Securitized Index	255,310,930	3	0.69 0.05							Jun-2020 Jun-2020
Strategic Cash ICE BofAML US Treasury Notes 0-1 Year	175,183,224	2	0.29 0.02	0.36 -0.02	1.11 -0.01	1.20 1.03	2.94 2.57	1.88 1.92		Feb-2017 Feb-2017
<b>Total Volatility Protection Total Volatility Protection BM</b>	<b>1,276,711,509</b>	<b>15</b>	<b>1.56 0.99</b>	<b>1.14 1.39</b>	<b>2.36 2.77</b>	<b>4.31 1.11</b>	<b>8.31 7.75</b>	<b>1.41 -0.95</b>		Jul-2017 Jul-2017
<b>TOTAL STABILITY COMPOSITE Total Stability Composite BM</b>	<b>2,836,867,840</b>	<b>33</b>	<b>0.34 -0.01</b>	<b>-0.25 0.19</b>	<b>1.35 1.40</b>	<b>5.76 2.65</b>	<b>8.52 6.18</b>	<b>0.57 -0.79</b>		Jul-2017 Jul-2017
Short-Term Cash	32,605,016	0	0.02	0.03	0.03	0.37	4.93	1.76		Jul-2017
Russell Overlay Fd	21,960,166	0	-0.01	0.00	0.17	0.47	0.17	0.06	-0.09	Sep-2008
<b>TOTAL PLAN Total Plan Benchmark 60/40 Blend</b>	<b>8,469,750,816</b>	<b>100</b>	<b>0.85 0.14 2.17</b>	<b>1.69 1.93 2.80</b>	<b>5.75 5.78 7.14</b>	<b>-1.88 -2.68 -1.01</b>	<b>16.66 14.49 19.41</b>	<b>-2.69 -1.96 -5.52</b>	<b>14.48 14.29 15.41</b>	<b>Jul-2000 Jul-2000 Jul-2000</b>
<b>Total Plan ex PE,RE &amp; Priv Inf Total Plan BM ex PE RE</b>	<b>6,888,028,691</b>	<b>81</b>	<b>1.95 1.69</b>	<b>2.60 2.93</b>	<b>6.99 7.39</b>	<b>-1.61 -3.17</b>	<b>18.20 17.16</b>	<b>-5.64 -6.02</b>	<b>14.66 14.79</b>	<b>Apr-1996 Apr-1996</b>

**END NOTES**
**6/30/2020**
**TOTAL PLAN**

The current composition of the Total Plan Benchmark is as follows:

**GROWTH**

Total Public Growth

40% MSCI ACWI Net

Total Private Growth

11.25% ILPA All Funds Index, 1Q Lag

2.25% ODCE, 1Q Lag + 2.5%

1.5% ILPA Distressed Index, 1Q Lag

**INCOME**

1% Alerian MLP Index

1% MSCI US REIT Index

2% CBOE PUT Index

2% EMD 50/50 Blended Benchmark (50% JPM EMBI/50% GBI-EM)

2.8% Liquid Credit Custom (50% BofA US HY/50% CS LL)

3.2% S&P LSTA Lev Loans + 3%

**STABILITY**

Crisis Protection Class

5% CS Managed Futures 18% Vol Index

5% Barclays Long Duration US Treasury Index

Inflation Protection

3.6% NFI-ODCE Index, 1Q Lag

2.4% CPI + 4%, 1 Month Lag

2% Barclays 1-10 Year TIPS Index

Volatility Protection

3.25% Bloomberg Barclays US Corporate Bond Index

3.25% Bloomberg Barclays Securitized MBS/ABS/CMBS Index

6.5% HFRI FOF Composite

2.0% BofA Merrill Lynch US T-Notes 0-1 Yr

## Section VII.

---

### Private Equity & Private Credit

## Portfolio Summary

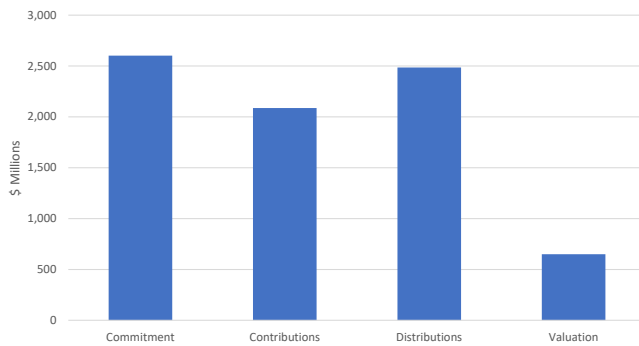
3/31/2020

All Investments

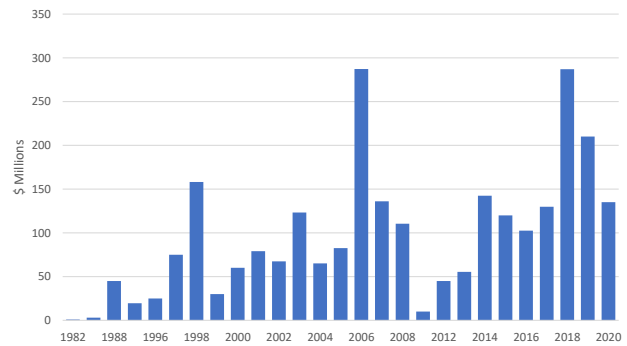
### Performance Summary

Asset Class	Investment Type	Number of Investments	Commitment	Contributions	Distributions	Valuation	Multiple of Cost	IRR	TWR
Private Equity Funds									
	Buyout Total	107	2,132,798,483	1,670,720,752	2,017,517,554	485,716,762	1.50	13.65%	12.53%
	Direct Secondary Total	1	25,000,000	14,667,203	102,900	15,216,019	1.04	4.51%	-10.98%
	Fund of Funds Total	1	45,000,000	45,000,000	106,748,821	-	2.37	19.94%	
	Secondary Total	4	60,000,000	55,009,798	65,371,996	1,689,511	1.22	5.67%	1.68%
	Venture Capital Total	25	338,782,361	301,951,966	295,990,965	146,091,669	1.46	6.88%	5.10%
<b>Total: Private Equity Funds</b>		<b>138</b>	<b>2,601,580,844</b>	<b>2,087,349,719</b>	<b>2,485,732,236</b>	<b>648,713,960</b>	<b>1.50</b>	<b>13.74%</b>	<b>11.53%</b>

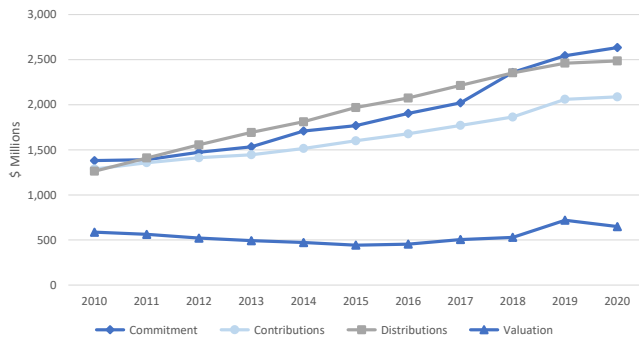
Cash Flow and Valuation Summary



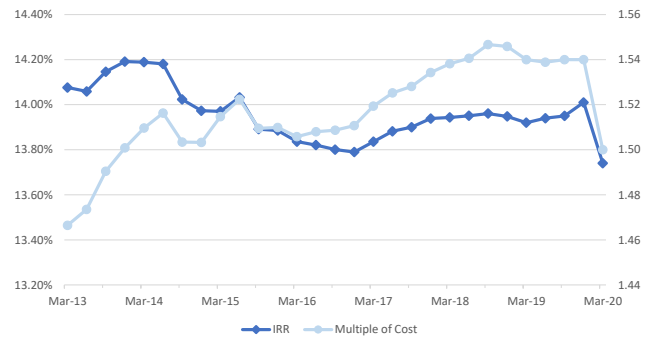
Commitment by Vintage Year



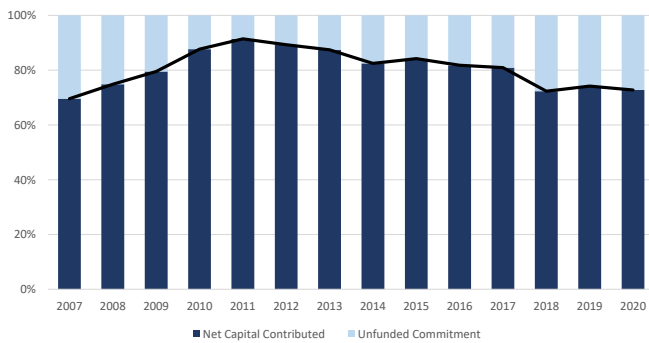
Historical Cash Flows and Valuation



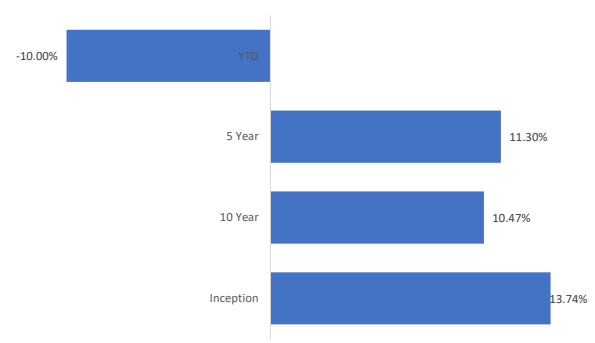
Historical Performance



Historical Percent Funded



Period IRRs



**Employees' Retirement System of Rhode Island Private Equity Performance**  
**3/31/2020**

Current Partnerships	Vintage Year/Initial Investment	Type	Amount Committed (In \$ unless otherwise noted)	Cumulative Cash Flows (\$)			Cumulative Performance*		
				Amount Drawn	Amount Distributed	Amount Unfunded	Valuation (\$)	Net IRR (%)	Net Multiple of Investment
Nautic Partners V	2000	Buyout	20,000,000	20,331,229	40,506,615	600,000	1,028,992	17.02	2.04
CVC European Equity Partners III	2001	Buyout	€ 20,000,000	23,760,732	59,551,716	200,000	1,359,629	41.03	2.56
Parthenon Investors II	2001	Buyout	23,960,000	23,409,381	37,415,960	1,916,800	281,069	12.22	1.61
Leeds IV	2003	Buyout	10,000,000	10,209,327	13,390,948	1,100,000	21,110	4.28	1.31
Nordic Capital V	2003	Buyout	€ 14,615,550	16,701,672	44,225,458	-	110,786	20.21	2.65
TPG Partners IV	2003	Buyout	15,000,000	16,672,684	31,680,767	-	392,208	15.41	1.92
Birch Hill Equity Partners III	2005	Buyout	CAD 18,000,000	20,511,281	40,009,420	180,000	2,411,561	13.23	2.07
CVC Equity Partners IV	2005	Buyout	€ 16,500,000	16,236,986	31,750,469	1,980,000	17,587	16.64	1.96
Providence Equity Partners V	2005	Buyout	25,000,000	31,142,133	36,171,706	2,250,000	347,369	3.04	1.17
Charterhouse VIII	2006	Buyout	15,000,000	13,425,502	14,280,699	-	3,711	0.98	1.06
First Reserve Fund XI	2006	Buyout	20,000,000	22,125,580	15,400,940	-	781,820	-7.36	0.73
Nordic Capital VI	2006	Buyout	€ 15,000,000	16,290,264	28,093,300	-	71,540	8.61	1.73
TPG Partners V	2006	Buyout	20,000,000	20,697,887	27,848,309	400,000	718,002	4.95	1.38
Green Equity V	2007	Buyout	20,000,000	20,422,420	39,738,872	1,800,000	7,775,908	18.39	2.33
Kayne Anderson IV	2007	Buyout	15,000,000	16,605,519	17,447,153	-	354,989	2.34	1.07
Nautic Partners VI	2007	Buyout	20,000,000	24,238,595	51,065,490	600,000	4,425,793	17.33	2.29
Providence Equity Partners VI	2007	Buyout	25,000,000	29,890,154	32,065,729	1,000,000	6,186,587	4.84	1.28
Trilantic Capital Partners IV	2007	Buyout	11,098,351	11,611,409	17,227,741	1,442,786	1,083,019	13.38	1.58
Bain Capital X	2008	Buyout	25,000,000	24,300,000	36,331,272	750,000	4,321,300	9.73	1.67
CVC Equity Partners V	2008	Buyout	€ 20,000,000	21,893,141	46,590,414	200,000	2,126,643	20.10	2.23
Nordic Capital VII	2008	Buyout	€ 15,000,000	15,465,799	24,450,366	750,000	121,531	8.19	1.59
TPG Partners VI	2008	Buyout	10,000,000	13,987,704	16,955,341	400,000	2,256,358	8.51	1.37
Advent International GPE VII-C	2012	Buyout	20,000,000	18,800,000	19,017,183	1,200,000	11,837,549	12.98	1.64
Providence Equity Partners VII	2012	Buyout	25,000,000	32,782,739	30,644,108	3,250,000	23,718,368	20.80	1.66
EnCap Energy IX	2013	Buyout	18,000,000	20,315,507	15,605,636	1,080,000	9,013,588	7.80	1.21
Nordic Capital VIII	2013	Buyout	15,000,000	16,655,990	13,056,850	8,700,000	13,111,541	15.55	1.57
Riverside Capital Appreciation Fund VI	2013	Buyout	20,000,000	18,960,046	15,145,300	1,800,000	12,499,864	12.09	1.46
Carlyle Asia Partners IV	2014	Buyout	30,000,000	34,158,470	16,720,297	2,400,000	25,767,670	7.71	1.24
CVC Capital Partners VI	2014	Buyout	€ 15,000,000	17,585,616	8,008,623	2,550,000	16,007,249	12.51	1.37
Nautic Partners VII	2014	Buyout	20,000,000	18,917,314	27,484,200	3,000,000	8,973,463	40.39	1.93
Riverside Micro-Cap III	2014	Buyout	20,000,000	21,874,016	28,218,547	2,400,000	41,040,679	31.35	3.17
Sorenson Capital Partners III	2014	Buyout	30,000,000	29,863,302	6,414,003	8,700,000	31,534,760	7.99	1.27
Baring Asia VI	2015	Buyout	15,000,000	15,409,165	4,086,436	1,800,000	16,693,838	12.97	1.35
Centerbridge Capital Partners III	2015	Buyout	25,000,000	20,443,551	8,744,966	11,250,000	19,308,950	15.21	1.37
EnCap Energy X	2015	Buyout	25,000,000	22,661,909	4,935,282	4,000,000	22,067,019	7.66	1.19
Paine & Partners Capital IV	2015	Buyout	30,000,000	24,508,030	6,305,447	6,300,000	25,213,500	9.67	1.29
Advent International GPE VIII	2016	Buyout	20,000,000	18,540,000	-	1,400,000	19,526,945	2.66	1.05
Nautic Partners VIII	2016	Buyout	20,000,000	15,685,331	11,217,232	6,400,000	9,600,743	48.78	1.33
Southvest Partners VII	2016	Buyout	37,500,000	16,061,737	2,933,900	22,125,000	10,484,686	-3.10	0.96
Tenex Capital Partners II	2016	Buyout	25,000,000	22,507,179	2,181,087	4,000,000	26,435,384	14.02	1.27
CVC Capital Partners VII	2017	Buyout	€ 35,000,000	17,532,202	216,341	17,500,000	17,332,149	N/M	1.00
EnCap Energy XI	2017	Buyout	50,000,000	14,775,010	-	35,000,000	11,760,029	-19.10	0.80
RLH IV	2017	Buyout	40,000,000	9,993,516	-	30,000,000	10,624,512	4.73	1.06
Altaris Constellation Partners IV	2018	Buyout	24,000,000	11,678,374	-	12,240,000	13,025,829	N/M	1.12
Altaris IV	2018	Buyout	6,000,000	1,848,514	-	4,140,000	2,517,087	N/M	1.36
Baring Asia VII	2018	Buyout	50,000,000	13,093,356	-	37,000,000	12,034,500	N/M	N/M
Carlyle Asia V	2018	Buyout	50,000,000	10,434,774	2,074,509	41,500,000	11,391,240	N/M	1.29

\*IRR refers to the fund's Internal Rate of Return, or the annualized compounded yield on an investment. This calculation is typically applied in private equity where there are multiple points at which capital is invested (capital called) and at which it is distributed. A positive IRR means that the fund's current value plus any cash distributions are greater than the cash value contributed and management fees paid. Typically a fund will have a negative IRR during the first few years of its life, a period referred to as the "J-Curve", because cash is invested upfront and it takes time to generate value. It is important to consider a fund's start date (vintage year) when assessing IRRs. Multiple of investment is another indicator of returns, and is calculated by dividing the fund's cumulative distributions and current value, after fees, by the amount of capital paid in. Please note that performance calculations are specific to the ERSRI investment, and were not prepared, reviewed or approved by the General Partners.

Employees' Retirement System of Rhode Island Private Equity Performance  
3/31/2020

Current Partnerships	Vintage Year/Initial Investment	Type	Amount Committed (In \$ unless otherwise noted)	Cumulative Cash Flows (\$)			Valuation (\$)	Cumulative Performance*	
				Amount Drawn	Amount Distributed	Amount Unfunded		Net IRR (%)	Net Multiple of Investment
German Equity Partners V	2018	Buyout	€ 21,500,000	3,407,850	-	18,060,000	2,543,613	N/M	0.75
Level Equity Opportunities Fund	2018	Buyout	15,000,000	4,142,647	-	10,800,000	4,809,634	N/M	1.16
Paine & Partners Capital V	2018	Buyout	50,000,000	5,131,219	-	45,000,000	4,038,432	N/M	0.79
Siris Partners IV	2018	Buyout	50,000,000	23,149,264	-	27,000,000	26,843,857	N/M	1.16
Advent International GPE IX	2019	Buyout	30,000,000	6,599,999	-	23,400,000	5,980,250	N/M	N/M
Eureka IV	2019	Buyout	20,000,000	-	-	20,000,000	(52,484)	N/M	N/M
Hastings Equity IV	2019	Buyout	25,000,000	8,666,387	-	16,250,000	9,599,127	N/M	1.11
Nautic Partners IX	2019	Buyout	25,000,000	3,163,989	-	21,750,000	3,095,135	N/M	N/M
Riverside Micro-Cap V	2019	Buyout	25,000,000	5,051,652	-	20,000,000	4,830,770	N/M	0.96
Vinci Capital Partners III-B	2019	Buyout	30,000,000	7,505,165	365,313	23,100,000	5,818,834	N/M	N/M
Eureka III	2019	Direct Secondary	25,000,000	14,667,203	102,900	10,750,000	16,636,212	N/M	N/M
Coller V	2006	Secondary	15,000,000	12,620,912	16,902,008	3,300,000	1,140,852	8.02	1.43
W Capital II	2007	Secondary	15,000,000	14,896,718	19,943,536	1,650,000	790,274	10.22	1.39
Granite Global Ventures II	2004	Venture Capital	15,000,000	14,333,510	22,180,375	600,000	1,068,252	6.19	1.62
Leapfrog II	2005	Venture Capital	10,000,000	9,715,000	6,811,564	300,000	3,579,088	1.06	1.07
Alta VIII	2006	Venture Capital	15,000,000	15,000,000	28,214,986	-	13,887,977	18.05	2.81
Castile Ventures III	2006	Venture Capital	5,000,000	5,009,730	1,396,371	-	666,397	-14.15	0.41
Granite Global Ventures III	2006	Venture Capital	15,000,000	14,625,748	41,675,138	300,000	452,325	18.37	2.88
Point 406 Ventures I	2006	Venture Capital	10,000,000	11,317,207	12,372,105	200,000	6,488,513	7.88	1.67
Point Judith Venture II	2006	Venture Capital	5,000,000	6,286,683	7,928,451	100,000	1,277,669	5.73	1.46
Lighthouse VI	2007	Venture Capital	15,000,000	14,250,000	19,935,237	750,000	364,389	6.81	1.42
Paladin III	2008	Venture Capital	10,000,000	13,522,630	9,645,241	200,000	19,517,232	13.25	2.16
Industry Ventures III	2014	Venture Capital	25,000,000	23,339,744	16,662,188	1,750,000	36,709,957	23.04	2.29
Industry Ventures III Co-Inv.	2015	Venture Capital	15,000,000	12,532,098	3,105,517	2,400,000	15,817,986	17.93	1.51
Industry Ventures IV	2015	Venture Capital	20,032,361	14,815,128	502,018	5,208,414	16,580,019	14.14	1.15
Level Equity Growth Partners IV	2018	Venture Capital	17,500,000	6,177,969	-	11,375,000	5,662,790	N/M	0.92
Industry Ventures V	2019	Venture Capital	30,000,000	8,100,000	140,666	21,900,000	9,258,148	N/M	1.19
Other funds in aggregate**			55,000,000	57,992,545	49,805,642	1,050,000	16,539,696		
Total			\$ 1,618,772,674	1,231,036,044	1,182,897,888	572,497,999	691,663,598		

\*IRR refers to the fund's Internal Rate of Return, or the annualized compounded yield on an investment. This calculation is typically applied in private equity where there are multiple points at which capital is invested (capital called) and at which it is distributed. A positive IRR means that the fund's current value plus any cash distributions are greater than the cash value contributed and management fees paid. Typically a fund will have a negative IRR during the first few years of its life, a period referred to as the "J-Curve", because cash is invested upfront and it takes time to generate value. It is important to consider a fund's start date (vintage year) when assessing IRRs. Multiple of investment is another indicator of returns, and is calculated by dividing the fund's cumulative distributions and current value, after fees, by the amount of capital paid in. Please note that performance calculations are specific to the ERSRI investment, and were not prepared, reviewed or approved by the General Partners.

\*\*Other funds in aggregate are the total commitments to and amounts drawn and distributed by funds whose confidentiality provisions do not permit the disclosure of their performance data. These funds include Braemar Energy Ventures III, Constellation Ventures III, Thomas, McNerney & Partners and Thomas McNerney & Partners II." In addition, other funds in aggregate includes commitments to funds where no capital has been drawn, as well as funds in final liquidation.

## Portfolio Summary

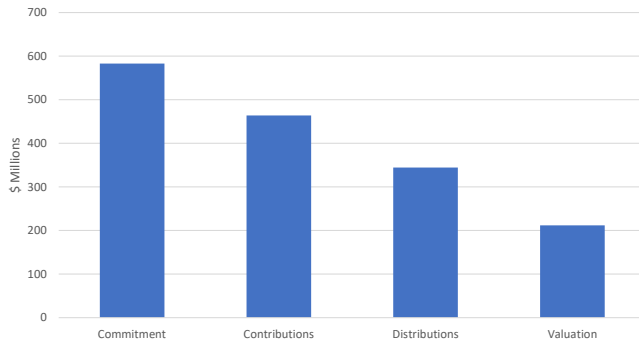
3/31/2020

All Investments

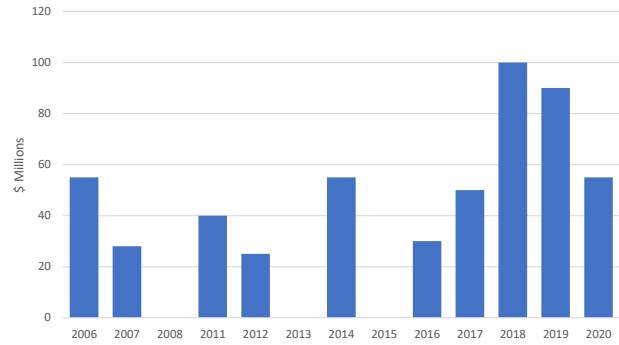
### Performance Summary

Asset Class	Investment Type	Number of Investments	Commitment	Contributions	Distributions	Valuation	Multiple of Cost	IRR	TWR
Private Credit Funds	Distressed Debt Total	15	298,000,000	240,923,457	258,251,049	62,864,521	1.33	9.67%	8.71%
	Private Credit Total	9	285,000,000	223,114,754	86,034,860	148,874,882	1.05	2.88%	5.38%
	<b>Total: Private Credit Funds</b>	<b>24</b>	<b>583,000,000</b>	<b>464,038,211</b>	<b>344,285,909</b>	<b>211,739,403</b>	<b>1.20</b>	<b>8.43%</b>	<b>8.97%</b>

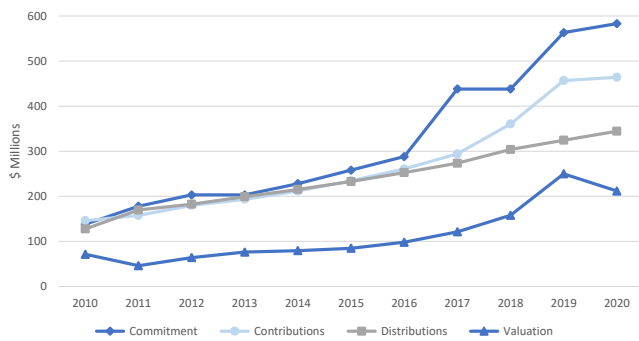
Cash Flow and Valuation Summary



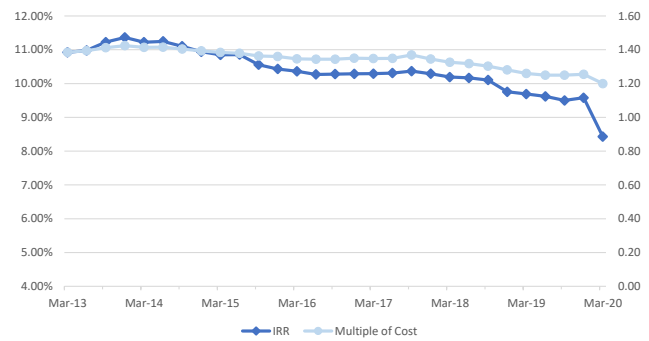
Commitment by Vintage Year



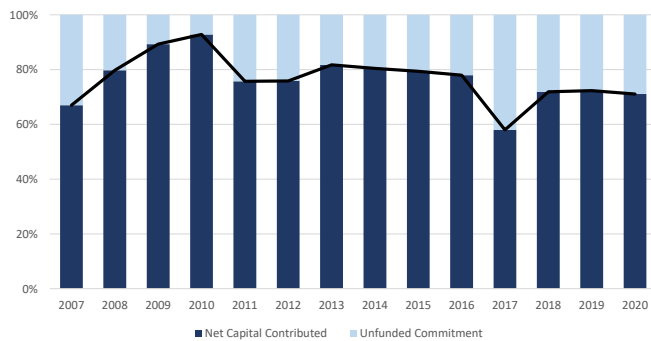
Historical Cash Flows and Valuation



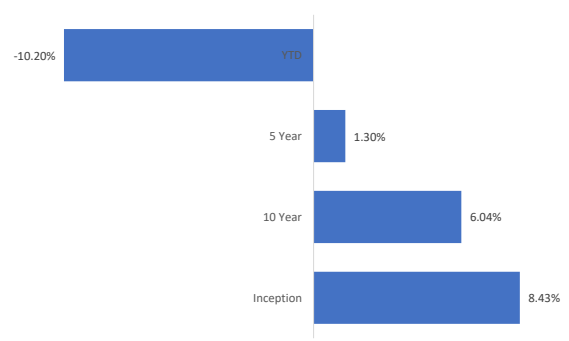
Historical Performance



Historical Percent Funded



Period IRRs



Employees' Retirement System of Rhode Island Private Credit Performance  
3/31/2020

Current Partnerships	Vintage Year/Initial Investment	Type	Amount Committed (In \$ unless otherwise noted)	Cumulative Cash Flows (\$)			Valuation (\$)	Cumulative Performance*	
				Amount Drawn	Amount Distributed	Amount Unfunded		Net IRR (%)	Net Multiple of Investment
GOF IV	2014	Private Credit	30,000,000	28,374,000	8,492,000	-	15,167,000	(5.13)	0.83
CSIP V	2016	Private Credit	30,000,000	26,515,000	8,268,000	8,700,000	21,956,000	7.33	1.14
Virgo Societas Partnership IV	2017	Private Credit	50,000,000	42,120,000	318,000	9,000,000	41,107,000	(0.96)	0.98
Owl Rock Capital Corporation	2018	Private Credit	50,000,000	50,000,000	22,388,000	-	30,545,000	4.55	1.06
Zephyrus Aviation Partners I	2019	Private Credit	20,000,000	19,564,000	193,000	400,000	19,759,000	N/M	N/M
Benefit Street Opps. II	2019	Private Credit	40,000,000	1,974,000	-	38,000,000	1,174,000	N/M	N/M
Shamrock IP Content Fund II, L.P.	2019	Private Credit	20,000,000	151,000	-	19,800,000	151,000	N/M	N/M
CCP	2006	Opportunistic Private Credit	15,000,000	23,811,000	40,606,000	900,000	1,684,000	19.27	1.78
MHR III	2006	Opportunistic Private Credit	20,000,000	20,817,000	21,295,000	7,000,000	3,713,000	3.73	1.20
WLR Recovery IV	2007	Opportunistic Private Credit	8,000,000	7,277,000	9,405,000	240,000	270,000	7.18	1.33
OCM EPF III	2011	Opportunistic Private Credit	20,000,000	17,150,000	14,138,000	5,800,000	12,393,000	8.93	1.55
Centerbridge Sp. Credit II	2012	Opportunistic Private Credit	25,000,000	22,500,000	21,940,000	2,500,000	2,492,000	2.02	1.09
DK L-T Opps. IV	2018	Opportunistic Private Credit	50,000,000	40,500,000	-	9,500,000	39,120,000	(3.08)	0.97
Clearlake Opps. II	2019	Opportunistic Private Credit	30,000,000	3,600,000	39,000	26,400,000	3,192,000	N/M	N/M
Other funds in aggregate**			45,000,000	54,418,000	46,376,000	5,700,000	19,016,000		
Total			\$ 453,000,000	358,771,000	193,458,000	133,940,000	211,739,000		

\*IRR refers to the fund's Internal Rate of Return, or the annualized compounded yield on an investment. This calculation is typically applied in private equity where there are multiple points at which capital is invested (capital called) and at which it is distributed. A positive IRR means that the fund's current value plus any cash distributions are greater than the cash value contributed and management fees paid. Typically a fund will have a negative IRR during the first few years of its life, a period referred to as the "J-Curve", because cash is invested upfront and it takes time to generate value. It is important to consider a fund's start date (vintage year) when assessing IRRs. Multiple of investment is another indicator of returns, and is calculated by dividing the fund's cumulative distributions and current value, after fees, by the amount of capital paid in. Please note that performance calculations are specific to the ERSRI investment, and were not prepared, reviewed or approved by the General Partners.

\*\*Other funds in aggregate are the total commitments to and amounts drawn and distributed by funds whose confidentiality provisions do not permit the disclosure of their performance data. These funds include Summit Credit Partners I and Summit Credit Partners II.



## Section VIII.

---

### Crisis Protection Class

CPC Returns				
CPC Program, June 30, 2020, %				
Account Name	MTD Return	Annualized Return (Since Inception)	Annualized Std. Dev (June '20)	Annualized Std. Dev (Since Inception)
Total CPC Program	-1.35	5.81	11.73	11.46
CPC Trend	-2.92	0.05	9.91	15.04
CPC Long Duration	0.24	11.15	15.21	13.68

Transitive Risk								
CPC Program, 06/30/2020, USD								
Account Name	SPX +10% (No Decay) - P&L %	FTSE 100 +10% (No Decay) - P&L %	MSCI EM +10% (No Decay) - P&L %	Gold +10% (No Decay) - P&L %	Oil +10% (No Decay) - P&L %	20+ Year Treasury +10% (No Decay) - P&L %	DXY +10% (No Decay) - P&L %	MSCI All Country -20% (No Decay) - P&L %
	MV	% MV	% MV	MV	MV	% MV	MV	- P&L % MV
Total CPC Program	-1.59%	-1.57%	-1.32%	3.26%	-0.38%	6.53%	-3.34%	3.07%
CPC Trend	-1.33%	-1.45%	-1.46%	2.60%	-0.41%	4.39%	-2.02%	2.57%
CPC Long Duration	-1.85%	-1.70%	-1.18%	3.92%	-0.34%	8.66%	-4.66%	3.56%

Return Correlation (Since Inception)			
	Total CPC Program	CPC Trend	CPC Long Duration
Total CPC Program	1.00	0.81	0.78
CPC Trend	0.81	1.00	0.28
CPC Long Duration	0.78	0.28	1.00

Return Correlation (Jun '20)			
	Total CPC Program	CPC Trend	CPC Long Duration
Total CPC Program	1.00	0.88	0.96
CPC Trend	0.88	1.00	0.71
CPC Long Duration	0.96	0.71	1.00

## Section IX.

---

### Absolute Return

### Employees' Retirement System of the State of Rhode Island

Absolute Return Portfolio  
 Portfolio Performance Summary  
 Estimated as of June 30, 2020

Fund	Market Value	Actual %	Returns								LTD Beta	Sharpe Ratio	Incep Date	
			Jun	QTD	YTD	FYTD	1 Year	3 Year	5 Year	Incep				Std Dev
Absolute Return Portfolio														
Capula Global Relative Value Fund Ltd.	83,517,852	14.6%		1.99%	4.87%	9.06%	9.06%	6.32%	6.56%	6.16%	1.75%	-0.03	2.83	Dec-11
Davidson Kempner Institutional Partners, L.P.	82,116,628	14.3%	0.63%	4.46%	-4.27%	-1.73%	-1.73%	2.30%	3.56%	4.78%	3.76%	0.18	0.99	Nov-11
DE Shaw Composite Fund LLC	131,367,324	22.9%		7.95%	10.12%	15.46%	15.46%	12.85%	11.19%	12.95%	4.19%	0.06	2.68	Nov-11
Elliott Associates, L.P.	122,238,371	21.3%	1.60%	3.54%	5.26%	7.51%	7.51%	6.95%	7.57%	8.56%	3.49%	0.07	2.07	Nov-11
Graham Absolute Return Trading Ltd.	50,715,243	8.8%	1.25%	6.81%	-9.37%	-7.53%	-7.53%	1.00%	1.14%	1.97%	7.15%	0.22	0.17	Jan-12
Viking Global Equities, LP	69,485,918	12.1%	2.10%	11.20%	11.04%	12.04%	12.04%	11.64%	7.98%	10.95%	7.73%	0.33	1.26	Dec-11
Winton Fund Limited	32,900,823	5.7%	-2.76%	-4.63%	-16.82%	-14.39%	-14.39%	-2.52%	-1.68%	1.08%	8.74%	0.18	0.05	Dec-11
Absolute Return Portfolio - Total	572,342,159	99.8%	1.36%	5.07%	2.41%	5.42%	5.42%	6.69%	4.78%	6.09%	3.28%	0.18	1.52	Nov-11
HFRI Fund of Funds Composite Index			1.27%	7.18%	-2.25%	-0.19%	-0.19%	2.02%	1.36%	2.86%	4.62%		0.42	Nov-11
MSCI AC World Index Free - Net			3.20%	19.22%	-6.25%	2.11%	2.11%	6.14%	6.46%	8.44%	12.93%		0.62	Nov-11
ML 3-month T-Bills			0.01%	0.02%	0.60%	1.63%	1.63%	1.77%	1.19%	0.71%	0.26%		-	Nov-11
25% MSCI ACWI/75% Barclays Aggregate			1.27%	6.85%	3.27%	7.50%	7.50%	5.80%	5.06%	4.90%	3.92%		0.99	Nov-11
Liquidating Portfolio														
Indus Asia Pacific Distribution Holding Company II, 06.30.14 Series (liquidating trust)	283,744	0.0%	-0.18%	-0.19%	-6.93%	-12.05%	-12.05%	-6.76%	-15.80%	-10.43%	17.07%	0.32	-0.61	Jan-12
Luxor Capital Partners, LP - Liquidating SPV	590,174	0.1%	-0.14%	-10.27%	-21.47%	-27.01%	-27.01%	-9.46%	-	-5.46%	18.44%	-0.05	-0.30	Jul-16
Liquidating/Redeeming - Total	873,917	0.2%	-0.15%	-7.23%	-17.27%	-22.74%	-22.74%	-10.72%	-7.28%	-3.85%	8.14%	0.02	-0.56	Nov-11
Total Absolute Return Portfolio	573,216,077	100.0%	1.35%	5.05%	2.37%	5.36%	5.36%	6.52%	4.48%	5.55%	3.16%	0.17	1.41	Nov-11
HFRI Fund of Funds Composite Index			1.27%	7.18%	-2.25%	-0.19%	-0.19%	2.02%	1.36%	2.86%	4.62%		-	Nov-11
Market Indices														
Libor3Month			0.02%	0.10%	0.48%	1.51%	1.51%	1.95%	1.47%	0.98%	0.24%		-	Nov-11
Bloomberg Barclays US Aggregate Bond Index			0.63%	2.90%	6.14%	8.74%	8.74%	5.33%	4.31%	3.51%	2.97%		0.85	Nov-11
Bloomberg Barclays US High Yield Bond Index			0.98%	10.18%	-3.80%	0.03%	0.03%	3.33%	4.79%	6.02%	6.73%		0.76	Nov-11
S&P 500 TR			1.99%	20.54%	-3.08%	7.51%	7.51%	10.73%	10.73%	13.36%	12.68%		0.98	Nov-11
MSCI EAFE - Net			3.40%	14.88%	-11.34%	-5.13%	-5.13%	0.81%	2.05%	4.85%	13.79%		0.34	Nov-11
MSCI EMF (Emerging Markets Free) - Net			7.35%	18.08%	-9.78%	-3.39%	-3.39%	1.90%	2.86%	2.43%	16.67%		0.17	Nov-11

\*LTD Beta is calculated with Holding Level Returns. The market benchmark is MSCI AC World Index Free - Net Index  
 Most recent month returns are based on manager estimates; prior months use final market values.

Hedge Fund Research, Inc. ("HFR") is the source and owner of the HFR data contained or reflected in this report. The HFR indices included in this report are revised by HFR for up to three months following their initial release. The revisions are reflected in the trailing period returns.

This report reflects information only through the date hereof. Our due diligence and reporting rely upon the accuracy and completeness of financial information (which may or may not be audited by the fund manager) and other information publicly available or provided to us by the fund manager, its professional staff, and references we have contacted and other third parties. We have not conducted an independent verification of the information provided other than as described in this report. Our conclusions do not reflect an audit of the investment nor should they be construed as providing legal advice. Past performance does not guarantee future performance. The information contained herein is confidential commercial or financial information, the disclosure of which would cause substantial competitive harm to you, Cliffwater LLC, or the person or entity from whom the information was obtained, and may not be disclosed except as required by applicable law.

**Employees' Retirement System of the State of Rhode Island**

Absolute Return Portfolio  
Fund Level Performance Report  
Estimated as of June 30, 2020

Fund						Trailing Returns			Calendar Year Returns					5 Yr	ITD Beta to	Sharpe Ratio			Start
	QTD	YTD	Jun	May	Apr	1 Year	3 Year	5 Year	2019	2018	2017	2016	2015	Std Dev	MSCI ACWI <sup>1</sup>	3 yr	5 yr	Incep.	Date
<b>Absolute Return</b>																			
Capula Global Relative Value Fund Ltd.	1.99%	4.86%				9.01%	6.32%	6.57%	7.98%	4.63%	3.79%	8.37%	7.54%	7.60%	-0.03	0.02	2.93	3.11	Oct-05
Davidson Kempner Institutional Partners, L.P.	6.72%	-2.42%	2.92%	1.47%	2.19%	0.04%	2.69%	3.70%	6.70%	1.81%	6.11%	6.71%	1.51%	9.52%	0.19	0.05	0.15	0.48	Mar-96
DE Shaw Composite Fund LLC	7.89%	10.16%				15.65%	12.72%	10.95%	10.99%	11.38%	10.41%	6.12%	13.68%	11.51%	0.05	0.04	2.33	2.34	Mar-01
Elliott Associates, L.P.	3.54%	5.19%	1.60%	0.80%	1.10%	7.19%	6.58%	7.23%	6.53%	2.91%	8.80%	12.98%	2.51%	12.44%	0.07	0.04	1.45	1.56	Jan-90
Graham Absolute Return Trading Ltd.	6.85%	-9.43%	1.25%	3.16%	2.30%	-7.97%	0.65%	0.96%	9.54%	2.36%	-7.01%	11.78%	1.50%	10.50%	0.23	0.09	-0.08	-0.01	Jan-05
Viking Global Equities, LP	11.25%	11.17%	2.10%	2.60%	6.20%	11.95%	13.14%	8.82%	17.94%	4.64%	13.01%	-3.92%	8.27%	22.65%	0.30	0.09	1.31	0.85	Oct-99
Winton Fund Limited	-4.64%	-16.84%	-2.76%	-2.33%	0.41%	-14.44%	-2.56%	-1.72%	2.99%	-0.56%	7.88%	-3.01%	0.95%	9.43%	0.17	0.09	-0.44	-0.31	Oct-97
<b>Liquidating Portfolio</b>																			
Indus Asia Pacific Fund, LP	-0.19%	-6.93%	-0.18%	-0.78%	0.78%	-12.05%	-6.76%	-15.80%	-6.87%	-11.10%	9.70%	-26.00%	-33.23%	4.97%	0.33	0.22	-0.49	-0.75	Dec-00
Luxor Capital Partners, LP	-10.27%	-21.47%	-0.14%	-10.12%	-0.02%	-27.01%	-9.46%	-4.55%	-22.83%	1.19%	54.38%	7.80%	-19.05%	19.53%	0.09	0.18	-0.50	-0.25	Apr-02
<b>Benchmark</b>																			
HFRI Fund of Funds Composite Index	7.18%	-2.25%	1.27%	2.32%	3.43%	-0.19%	2.02%	1.36%	8.39%	-4.02%	7.77%	0.51%	-0.27%	3.37%					Aug-90
HFRI Fund Weighted Composite Index	9.01%	-3.49%	1.88%	2.32%	4.58%	-0.59%	2.11%	2.32%	10.45%	-4.75%	8.59%	5.44%	-1.12%	2.98%					Aug-90
<b>Market Indices</b>																			
3 Month Libor - BOM	0.10%	0.48%	0.02%	0.03%	0.05%	1.51%	1.95%	1.47%	2.29%	2.36%	1.29%	0.76%	0.33%	0.27%					Aug-87
Barclays Aggregate Bond Index	2.90%	6.14%	0.63%	0.47%	1.78%	8.74%	5.33%	4.31%	8.73%	0.02%	3.55%	2.66%	0.57%	-2.02%					Aug-76
Barclays High Yield Credit Bond Index	10.18%	-3.80%	0.98%	4.41%	4.51%	0.03%	3.33%	4.79%	14.30%	-2.08%	7.50%	17.14%	-4.46%	7.46%					Feb-84
S&P 500 (TR)	20.54%	-3.08%	1.99%	4.76%	12.82%	7.51%	10.73%	10.73%	31.49%	-4.38%	21.83%	11.96%	1.38%	32.39%					Jan-89
MSCI EAFE - Net - USD	14.88%	-11.34%	3.40%	4.35%	6.46%	-5.13%	0.81%	2.05%	22.01%	-13.79%	25.03%	1.00%	-0.81%	22.78%					Jul-70
MSCI EMF (EMERGING MARKETS FREE) - Net - USD	18.08%	-9.78%	7.35%	0.77%	9.16%	-3.39%	1.90%	2.86%	18.44%	-14.58%	37.28%	11.19%	-14.92%	-2.60%					Jul-88

\*LTD Beta is calculated with Fund Level Returns. The market benchmark is MSCI AC World Index Free - Net Index

Note: The above is manager composite history.

1. The inception date for this calculation is equivalent to the inception date of ERSRI's initial investment into the relevant fund.

## Section X.

---

### Real Estate

## PORTFOLIO SUMMARY

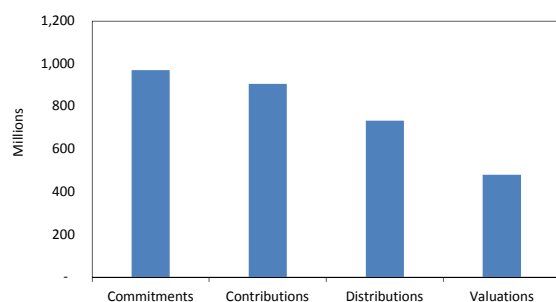
3/31/2020

All Portfolio Investments - Real Estate <sup>(1)</sup>

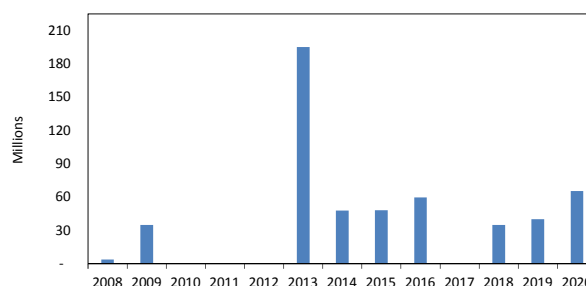
### Performance Summary

Asset Class	Investment Type	Number of Investments <sup>(4)</sup>	Commitment	Contributions <sup>(2), (3)</sup>	Distributions <sup>(3)</sup>	Adjusted Valuation	Multiple of Cost	IRR	TWR
Real Estate Funds	Core	8	443,010,687	491,173,866	449,506,372	335,360,407	1.6x	5.4%	5.6%
	Non-Core	25	527,918,464	415,402,405	284,244,145	144,255,622	1.0x	0.7%	2.9%
<b>Total: Real Estate Funds</b>		<b>33</b>	<b>970,929,151</b>	<b>906,576,271</b>	<b>733,750,517</b>	<b>479,616,029</b>	<b>1.3x</b>	<b>4.4%</b>	<b>4.9%</b>
<b>Total:</b>		<b>33</b>	<b>970,929,151</b>	<b>906,576,271</b>	<b>733,750,517</b>	<b>479,616,029</b>	<b>1.3x</b>	<b>4.4%</b>	<b>4.9%</b>

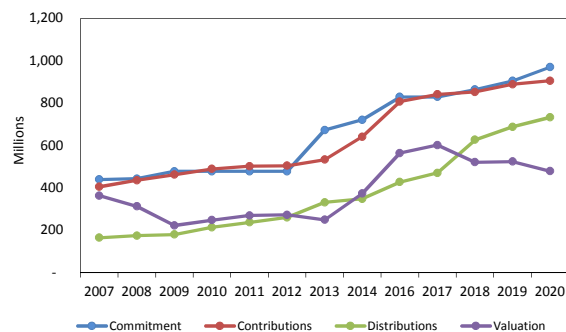
### Cash Flow and Valuation Summary



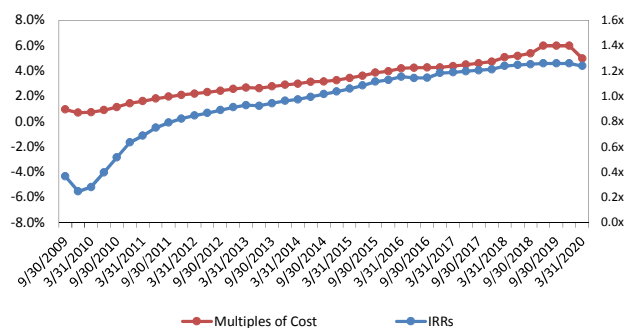
### Commitment by Vintage Year



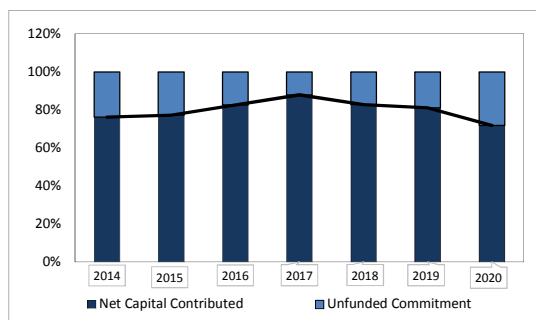
### Historical Cash Flows and Valuation



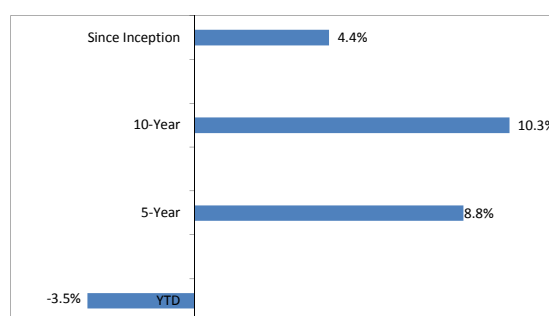
### Historical Performance



### Historical Percent Funded



### Period IRRs <sup>(5)</sup>



<sup>(1)</sup> Investment information listed as of March 31, 1989 through March 31, 2020 and includes those investments which have been liquidated.

<sup>(2)</sup> Contributions are based on cash activity and are higher than commitments primarily due to reinvestments and contributions for management fees in some of the core open-end funds.

<sup>(3)</sup> Contributions and Distributions each include activity in the amount of \$33.5 million related to a simultaneous sale and purchase of shares in a core open-end fund.

<sup>(4)</sup> As of March 31, 2020 there are four core funds and fourteen non-core funds. Of the fourteen non-core funds, two have not called capital yet.

<sup>(5)</sup> The YTD IRR presented is an unannualized percentage.

Employees' Retirement System of Rhode Island Real Estate Performance  
3/31/2020

Current Partnerships	Vintage Year/Initial Investment	Type	Amount Committed (In \$ unless otherwise noted)	Cumulative Cash Flows (\$)			Cumulative Performance*		
				Amount Drawn	Amount Distributed	Amount Unfunded	Valuation (\$)	Net IRR (%)	Net Multiple of Investment
Morgan Stanley Prime Property Fund	2005	Core	60,700,000	41,425,000	27,565,644	19,275,000	73,110,773	7.20	2.10
JP Morgan Strategic Property Fund	2006	Core	52,437,027	52,437,027	70,999,381	-	78,314,204	6.10	1.80
AEW Core Property Trust	2010	Core	69,873,660	69,873,660	60,140,310	-	106,030,878	9.80	1.60
Heitman America Real Estate Trust	2014	Core	85,000,000	60,000,000	17,105,129	25,000,000	77,904,552	7.20	1.40
TriCon Capital Fund VII	2005	Non-Core	15,000,000	14,571,533	4,818,706	428,467	470,280	-15.70	0.30
Magna Hotel Fund III	2008	Non-Core	4,000,000	3,426,573	5,764,047	-	8,271	14.30	1.70
IC Berkeley Partners III	2013	Non-Core	18,000,000	16,038,326	24,635,098	1,961,674	81,568	19.80	1.50
GEM Realty Fund V	2013	Non-Core	50,000,000	39,874,323	24,015,955	10,125,677	32,524,508	8.30	1.30
Exeter Industrial Value Fund III	2014	Non-Core	30,000,000	29,099,454	47,018,909	900,546	10,067,930	27.80	1.90
Waterton Fund XII	2014	Non-Core	35,000,000	34,265,141	23,735,933	-	26,985,372	11.00	1.40
Crow Holdings Retail Fund	2015	Non-Core	24,000,000	20,935,313	3,684,820	3,064,687	24,923,314	9.90	1.40
Lone Star Real Estate Fund IV	2015	Non-Core	24,260,817	19,157,826	18,407,859	5,102,991	6,847,109	13.20	1.30
IC Berkeley Partners IV	2016	Non-Core	30,000,000	29,935,246	6,172,516	64,754	30,822,005	13.90	1.20
GEM Realty Fund VI	2017	Non-Core	20,000,000	6,204,599	1,200,000	13,795,401	5,652,718	-1.20	1.00
Raith Real Estate II	2018	Non-Core	35,000,000	6,027,948	6,195,751	28,972,052	100,868	N/M	0.60
Linchris Capital Opportunity Fund II	2018	Non-Core	17,657,647	8,791,110	367,667	8,866,537	5,771,679	N/M	N/M
Total			\$ 570,929,151	452,063,079	341,827,725	117,557,786	479,616,029		

\*IRR refers to the fund's Internal Rate of Return, or the annualized compounded yield on an investment. This calculation is typically applied in private real estate where there are multiple points at which capital is invested (capital called) and at which it is distributed. A positive IRR means that the fund's current value plus any cash distributions are greater than the cash value contributed and management fees paid. Typically a fund will have a negative IRR during the first few years of its life, a period referred to as the "J-Curve", because cash is invested upfront and it takes time to generate value. It is important to consider a fund's start date (vintage year) when assessing IRRs. Multiple of investment is another indicator of returns, and is calculated by dividing the fund's cumulative distributions and current value, after fees, by the amount of capital paid in. Please note that performance calculations are specific to the ERSRI investment, and were not prepared, reviewed or approved by the General Partners.



## Section XI.

---

### Infrastructure

## Portfolio Summary

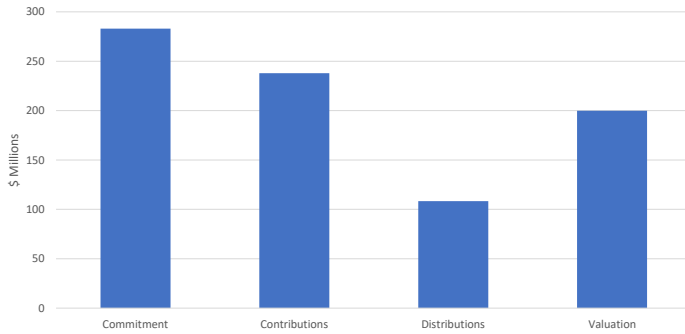
3/31/2020

All Investments

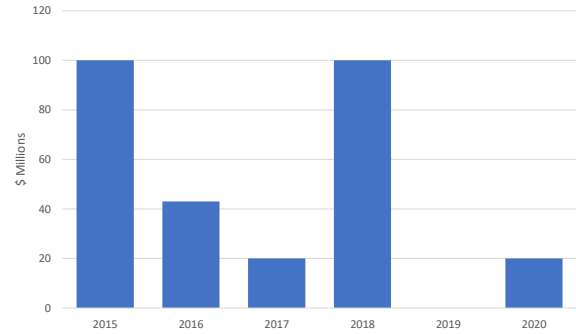
### Performance Summary

Asset Class	Investment Type	Commitment	Contributions	Distributions	Valuation	Multiple of Cost	IRR
Infrastructure Funds							
	Homestead Capital USA Farmland Fund III, L.P.	25,000,000	1,018,775	10,956	582,961	0.58	-54.92%
	IFM Global Infrastructure Fund	50,032,902	50,032,902	21,237,446	56,869,717	1.56	10.92%
	ISQ Global Infrastructure Fund (UST), L.P.	50,000,000	72,494,594	50,928,931	44,577,451	1.32	15.53%
	ISQ Global Infrastructure Fund II (UST), L.P.	40,000,000	26,953,938	2,957,922	26,383,733	1.09	13.32%
	Star America Infrastructure Fund II, LP	20,000,000	-	-	-	-	-
	Stonepeak Infrastructure Fund II - Master Co- Investment Partners LP	20,000,000	13,499,719	632,375	15,024,675	1.16	9.43%
	Stonepeak Infrastructure Fund II Cayman (G AIV) LP	43,000,000	53,071,518	28,957,052	36,295,259	1.23	12.14%
	Stonepeak Infrastructure Fund III LP	35,000,000	20,842,894	3,638,040	20,171,497	1.14	16.57%
<b>Total: Infrastructure Funds</b>		<b>283,032,902</b>	<b>237,914,340</b>	<b>108,362,722</b>	<b>199,905,293</b>	<b>1.30</b>	<b>12.41%</b>

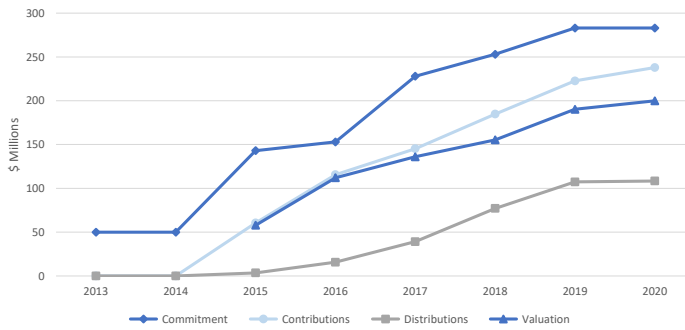
Cash Flow and Valuation Summary



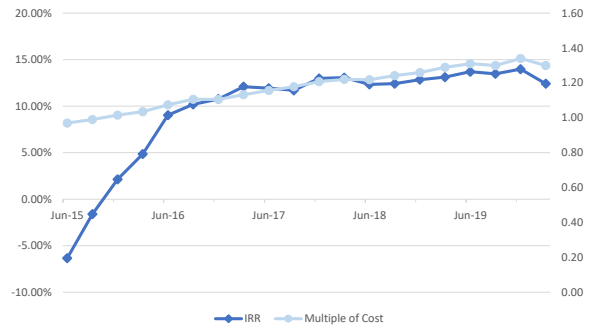
Commitment by Vintage Year



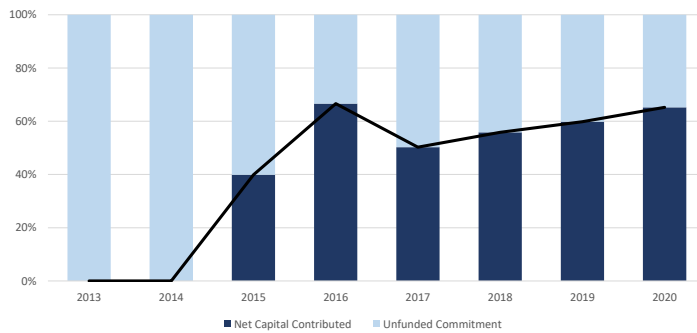
Historical Cash Flows and Valuation



Historical Performance



Historical Percent Funded



Period IRRs



Employees' Retirement System of Rhode Island Private Infrastructure Performance  
3/31/2020

Current Partnerships	Vintage Year/Initial Investment	Type	Amount Committed (In \$ unless otherwise noted)	Cumulative Cash Flows (\$)			Cumulative Performance*		
				Amount Drawn	Amount Distributed	Amount Unfunded	Valuation (\$)	Net IRR (%)	Net Multiple of Investment
IFM Global Infrastructure, L.P.	2015	Core	50,033,000	50,033,000	21,237,000	-	56,870,000	10.92	1.56
Stonepeak Infrastructure Fund II, L.P.	2016	Opportunistic	43,000,000	53,072,000	28,957,000	7,740,000	36,295,000	12.14	1.23
Stonepeak Infrastructure Fund II-C	2016	Opportunistic	20,000,000	13,500,000	632,000	7,000,000	15,025,000	9.43	1.16
Stonepeak Infrastrucutre Fund III	2018	Opportunistic	35,000,000	20,843,000	3,638,000	17,850,000	20,171,000	16.57	1.14
ISQ Global Infrastructure Fund, L.P.	2015	Value-Add	50,000,000	72,495,000	50,929,000	6,000,000	44,577,000	15.53	1.32
ISQ Global Infrastructure Fund II, L.P.	2017	Value-Add	40,000,000	26,954,000	2,958,000	16,000,000	26,384,000	13.32	1.09
Homestead USA Farmland III	2018	Value-Add	25,000,000	1,019,000	11,000	24,000,000	583,000	N/M	N/M
<b>Total</b>			<b>\$ 263,033,000</b>	<b>237,916,000</b>	<b>108,362,000</b>	<b>78,590,000</b>	<b>199,905,000</b>		

\*IRR refers to the fund's Internal Rate of Return, or the annualized compounded yield on an investment. This calculation is typically applied in private real estate where there are multiple points at which capital is invested (capital called) and at which it is distributed. A positive IRR means that the fund's current value plus any cash distributions are greater than the cash value contributed and management fees paid. Typically a fund will have a negative IRR during the first few years of its life, a period referred to as the "J-Curve", because cash is invested upfront and it takes time to generate value. It is important to consider a fund's start date (vintage year) when assessing IRRs. Multiple of investment is another indicator of returns, and is calculated by dividing the fund's cumulative distributions and current value, after fees, by the amount of capital paid in. Please note that performance calculations are specific to the ERSRI investment, and were not prepared, reviewed or approved by the General Partners.

## Section XII.

---

### Cash Flow

CASH FLOW ANALYSIS - INCOME & EXPENSES

Employees Retirement System

FISCAL YEAR 2020	FY 2019-20												
	TOTAL	Actual June	Actual May	Actual April	Actual March	Actual February	Actual January 2019	Actual December	Actual November	Actual October	Actual September	Actual August	Actual July 2019
MEMBER BENEFITS	833,278,538	69,192,435	69,238,939	69,368,407	69,266,687	69,404,870	69,487,211	69,573,911	69,588,526	69,696,408	69,594,830	69,472,755	69,393,560
ADMINISTRATIVE EXPENSES	9,187,615	1,252,921	631,306.69	593,730	861,267	891,593	861,730	688,897	927,674	685,823	620,260	817,218	355,195
INVESTMENT EXPENSES	37,964,354	10,092,647	17,457	17,458	10,062,340	17,468	17,467	6,335,494	17,500	17,509	11,333,904	17,530	17,581
TOTAL OUTFLOW	880,430,507	80,538,002	69,887,702	69,979,595	80,190,294	70,313,932	70,366,408	76,598,302	70,533,700	70,399,740	81,548,993	70,307,503	69,766,336
CONTRIBUTIONS	569,269,268	48,286,699	55,633,993	47,410,046	55,109,606	61,918,806	36,340,836	59,065,742	41,714,021	48,498,890	26,559,817	26,653,809	62,077,003
OTHER INCOME*	76,435,794	15,686,309	5,495,223	(3,465,572)	683,544	4,134,575	2,857,507	(399,190)	16,964,649	9,773,079	9,240,586	10,304,355	5,160,730
TOTAL INCOME	645,705,062	63,973,008	61,129,216	43,944,474	55,793,150	66,053,381	39,198,343	58,666,552	58,678,670	58,271,969	35,800,403	36,958,164	67,237,733
DIFFERENCE	(234,725,445)	(16,564,994)	(8,758,487)	(26,035,120)	(24,397,144)	(4,260,551)	(31,168,064)	(17,931,751)	(11,855,030)	(12,127,771)	(45,748,591)	(33,349,339)	(2,528,602)

Municipal Employees Retirement System

	TOTAL	Actual June	Actual May	Actual April	Actual March	Actual February	Actual January 2019	Actual December	Actual November	Actual October	Actual September	Actual August	Actual July 2019
MEMBER BENEFITS	105,090,465	9,027,834	9,011,879	9,021,523	8,451,729	8,952,795	8,909,011	8,717,645	8,671,244	8,650,757	8,586,800	8,558,190	8,531,056
ADMINISTRATIVE EXPENSES	2,267,355	306,798	158,228	148,709	209,053	222,459	215,127	170,060	229,041	168,937	152,513	199,939	86,489
INVESTMENT EXPENSES	9,299,236	2,471,347	4,375	4,373	2,442,403	4,359	4,361	1,563,973	4,321	4,313	2,786,843	4,289	4,281
TOTAL OUTFLOW	116,657,055	11,805,980	9,174,483	9,174,605	11,103,185	9,179,613	9,128,499	10,451,678	8,904,607	8,824,007	11,526,156	8,762,418	8,621,827
CONTRIBUTIONS	78,236,509	7,903,127	6,879,110	6,743,967	6,695,695	6,430,076	7,627,014	5,933,580	5,289,544	6,927,606	6,155,497	5,721,125	5,930,168
OTHER INCOME*	18,808,405	3,841,046	1,377,300	(868,008)	165,915	1,031,609	713,365	(98,544)	4,188,547	2,407,374	2,272,126	2,521,044	1,256,630
TOTAL INCOME	97,044,914	11,744,173	8,256,410	5,875,959	6,861,610	7,461,685	8,340,379	5,835,036	9,478,091	9,334,980	8,427,623	8,242,169	7,186,798
DIFFERENCE	(19,612,142)	(61,807)	(918,072)	(3,298,646)	(4,241,575)	(1,717,928)	(788,120)	(4,616,642)	573,485	510,974	(3,098,532)	(520,249)	(1,435,029)

CASH FLOW ANALYSIS - INCOME & EXPENSES

**State Police**  
Retirement System

	TOTAL	Actual June	Actual May	Actual April	Actual March	Actual February	Actual January 2019	Actual December	Actual November	Actual October	Actual September	Actual August	Actual July 2019
MEMBER BENEFITS	6,132,343	531,520	523,678	523,678	515,690	515,690	508,102	508,102	508,102	499,445	499,445	499,445	499,445
ADMINISTRATIVE EXPENSES	208,817	29,030	14,651	13,725	18,896	20,464	19,648	15,701	21,101	15,479	13,967	18,271	7,884
INVESTMENT EXPENSES	857,402	233,848	405	404	220,762	401	398	144,392	398	395	255,217	392	390
TOTAL OUTFLOW	7,198,562	794,398	538,734	537,807	755,347	536,555	528,148	668,195	529,601	515,319	768,629	518,107	507,719
CONTRIBUTIONS	7,128,965	564,743	789,809	593,394	534,323	524,160	590,910	544,416	848,591	505,274	552,960	562,117	518,267
OTHER INCOME*	1,736,293	363,454	127,529	-80,111	14,997	94,898	65,152	(9,098)	385,877	220,584	208,080	230,376	114,554
TOTAL INCOME	8,865,257	928,197	917,339	513,284	549,320	619,058	656,063	535,318	1,234,468	725,858	761,039	792,493	632,821
DIFFERENCE	1,666,696	133,798	378,604	(24,523)	(206,028)	82,503	127,914	(132,877)	704,867	210,538	(7,589)	274,385	125,102

**Judicial**  
Retirement System

	TOTAL	Actual June	Actual May	Actual April	Actual March	Actual February	Actual January 2019	Actual December	Actual November	Actual October	Actual September	Actual August	Actual July 2019
MEMBER BENEFITS	3,713,968	308,369	308,369	308,369	305,669	315,038	315,038	315,038	307,586	307,623	307,623	307,623	307,623
ADMINISTRATIVE EXPENSES	109,384	15,118	7,635	7,158	9,960	10,686	10,323	8,217	11,062	8,134	7,337	9,607	4,147
INVESTMENT EXPENSES	449,435	121,777	211	210	116,360	209	209	75,567	209	208	134,063	206	205
TOTAL OUTFLOW	4,272,787	445,264	316,216	315,737	431,989	325,933	325,571	398,821	318,857	315,965	449,023	317,436	311,976
CONTRIBUTIONS	3,536,618	262,333	387,345	298,289	242,261	253,183	352,906	241,399	381,785	254,526	308,067	308,121	246,403
OTHER INCOME*	870,458	189,270	66,462	(41,779)	7,904	155,323	34,233	(4,761)	202,293	(29,185)	109,302	121,135	60,259
TOTAL INCOME	4,407,075	451,604	453,807	256,510	250,166	408,506	387,139	236,637	584,078	225,341	417,369	429,256	306,662
DIFFERENCE	134,289	6,339	137,592	(59,227)	(181,823)	82,573	61,568	(162,184)	265,221	(90,623)	(31,654)	111,820	(5,313)

\*Includes income from Real Estate Investments, Private Equity, and Cash Accounts

## FISCAL YEAR 2020

## INVESTMENT MANAGER FEES, PROFESSIONAL FEES &amp; OPERATING EXPENSES

## ERSRI Pooled Trust

## ACCRUAL BASIS

	Projected Jul 19	Projected Aug	Projected Sept	Projected Oct	Projected Nov	Projected Dec	Projected Jan 20	Projected Feb	Projected Mar	Projected Apr	Projected May	Projected June	Projected TOTAL
<b>EQUITIES US</b>													
SSGA Russell 3000			41,899			43,964			42,000			42,000	169,863
Shott Capital/Hamilton Lane			338			451			500			500	1,789
SSGA QVM Tilt			<u>190,229</u>			<u>198,918</u>			<u>190,000</u>			<u>190,000</u>	<u>769,147</u>
			232,467			243,333			232,500			239,300	178,452
<b>FIXED INCOME</b>													
Fidelity			160,762			159,670			156,000			156,000	632,433
Mackay Shields			146,479			136,974			170,000			170,000	623,453
Brown Bros.TIPS/GILB			<u>43,330</u>			<u>49,746</u>			<u>53,641</u>			<u>60,000</u>	<u>206,717</u>
			350,571			346,391			379,641			386,000	1,462,603
<b>INT'L EQUITIES</b>													
SSGA MSCI EAFE			51,564			53,244			55,000			55,000	214,807
SSGA MSCI CAD			4,509			4,441			5,000			5,000	18,950
SSGA MSCI Emerg Mkts			<u>103,790</u>			<u>108,987</u>			<u>108,000</u>			<u>108,000</u>	<u>428,777</u>
			159,863			166,672			168,000			168,000	662,535
<b>CREDIT</b>													
Loomis			139,630			124,779			110,000			110,000	484,409
PIMCO			<u>110,000</u>			<u>98,261</u>			<u>110,000</u>			<u>110,000</u>	<u>428,261</u>
			249,630			223,040			220,000			220,000	912,670
<b>Infrastructure</b>													
Harvest Partners			214,627			170,528			300,000			300,000	985,155
<b>Systematic Trend Followers</b>	215,362	224,302	230,692	226,120	206,950	226,817	308,042	265,744	293,961	298,569	295,200	282,146	3,073,904
<b>Long Duration</b>													
WAMCO			33,396			32,629			30,000			30,000	126,025
Mackay Shields			<u>32,951</u>			<u>35,068</u>			<u>30,000</u>			<u>30,000</u>	<u>128,018</u>
			66,347			67,696			60,000			60,000	254,043
<b>REAL ESTATE</b>	0	0	2,268,181	0	0	1,316,299	0	0	6,013,911	0	0	3,900,000	13,498,391
<b>ALTERNATIVE INVESTMENTS</b>													
Private Infrastructure			1,526,570			1,962,839			1,707,969			2,250,000	7,447,378
Hedge Funds			4,907,979			2,549,827			7,307,576			5,500,000	20,265,382
Private Equity			<u>5,786,256</u>			<u>2,143,095</u>			<u>9,861,859</u>			<u>5,000,000</u>	<u>22,791,211</u>
	0	0	#####	0	0	6,655,761	0	0	18,877,404	0	0	#####	50,503,970
<b>Other</b>													
Russell Overlay			51,891			56,217			50,000			75,000	233,108
Heitman			100,825			103,337			100,000			100,000	404,162
Payden & Rygel	<u>20,531</u>	<u>21,776</u>	<u>21,283</u>	<u>19,893</u>	<u>20,513</u>	<u>20,077</u>	<u>16,579</u>	<u>17,735</u>	<u>15,940</u>	<u>14,114</u>	<u>14,655</u>	<u>22,500</u>	<u>225,596</u>
	20,531	21,776	174,000	19,893	20,513	179,631	16,579	17,735	165,940	14,114	14,655	197,500	862,867
<b>SUB TOTAL-INV MGMT FEES</b>	235,893	246,078	#####	246,013	227,463	9,596,166	324,621	283,479	26,711,357	312,683	309,855	#####	72,394,590
<b>PROFESSIONAL FEES</b>													
Legal	9,173	7,250	9,804	17,650	11,687	10,000	14,574	11,928	10,000	12,077	16,352	10,000	140,494
BNY Mellon - Custodial	42,213	42,213	42,213	42,213	42,213	42,213	42,213	42,213	42,213	42,213	48,000	48,000	518,125
Cliffwater	33,333	33,333	35,417	35,417	35,417	35,417	64,583	35,417	35,417	35,417	35,417	35,417	450,000
Meketa General & Infrastructure	6,250	6,250	6,250	6,250	6,250	6,250	6,250	6,250	6,250	6,250	6,250	6,250	75,000
NEPC	0	0	91,250	0	0	91,250	0	0	91,250	0	0	91,250	365,000
Aberdeen	28,721	29,811	28,985	28,834	27,471	30,898	35,629	36,237	38,000	39,776	38,800	38,000	401,161
Meketa Real Estate	<u>10,417</u>	<u>10,417</u>	<u>10,417</u>	<u>10,417</u>	<u>10,417</u>	<u>10,417</u>	<u>10,417</u>	<u>10,417</u>	<u>10,417</u>	<u>10,417</u>	<u>10,417</u>	<u>10,417</u>	<u>125,004</u>
	130,107	129,273	224,335	140,780	133,454	226,444	173,665	142,461	233,546	146,149	155,235	239,334	2,074,783
<b>OPERATING EXPENSE</b>													
Retirement Transfers	465,094	478,478	882,244	910,680	1,025,374	820,928	968,951	780,086	834,367	630,113	650,150	1,361,470	9,807,933
Other Expense	0	4,000		25,420		105,420		7,457	6,420		28,550	6,524	<u>183,791</u>
	465,094	482,478	882,244	936,100	1,025,374	926,348	968,951	787,543	840,787	630,113	678,700	1,367,994	9,991,724
<b>TOTAL:</b>	<b>831,094</b>	<b>857,829</b>	<b>#####</b>	<b>1,322,893</b>	<b>1,386,291</b>	<b>#####</b>	<b>1,467,237</b>	<b>1,213,483</b>	<b>27,785,690</b>	<b>1,088,945</b>	<b>1,143,790</b>	<b>#####</b>	<b>84,461,098</b>

Note: Numbers in bold are actual.

## Section XIII.

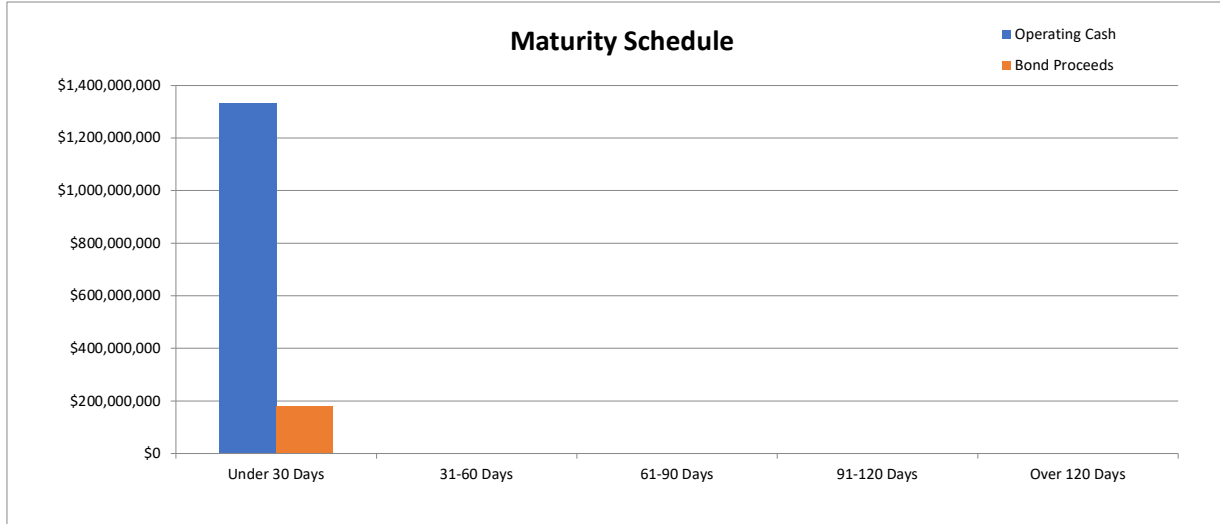
---

### Short-Term Investments



**State of Rhode Island  
Office of the General Treasurer  
Short Term Investments**

**Short-Term Investment Maturity Schedule RI SIC Guideline Compliance Report  
Investments as of:  
June 30, 2020**



Vendor	CD	CDARS	Money Mkt	CoD	OSIP	Total (\$)
Guidelines-Total/Vendor	50%/20%	50%/20%	75%/35%	75%/35%	50%/50%	
<b>OSIP</b>	0	0	0	0	219,891,239	\$ 219,891,238.69
	0%	0%	0%	0%	16%	16.5%
<b>Bank RI</b>	0	0	10,379,740	0	0	\$ 10,379,739.93
	0%	0%	1%	0%	0%	0.8%
<b>Santander Bank</b>	0	0	0	166,936,259	0	\$ 166,936,259.21
	0%	0%	0%	13%	0%	12.5%
<b>People's Credit Union Comm Dep.</b>	0	2,708,437	0	0	0	\$ 2,708,437.24
	0%	0%	0%	0%	0%	0.20%
<b>Navigant Credit Union Comm Dep.</b>	0	6,327,653	0	0	0	\$ 6,327,652.57
	0%	0%	0%	0%	0%	0.47%
<b>Bristol County Savings Bk Comm Dep.</b>	0	0	0	5,131,681	0	\$ 5,131,680.53
	0%	0%	0%	0%	0%	0.38%
<b>Centreville Bank</b>	0	15,385,063	0	0	0	\$ 15,385,062.90
<b>Centerville Community Dep.</b>	0	7,406,059	0	0	0	\$ 7,406,059
	0%	1%	0%	0%	0%	1.71%
<b>Citizens Bank</b>	0	0	0	35,803,655	0	\$ 35,803,655.46
	0%	0%	0%	3%	0%	2.7%
<b>Webster Bank</b>	0	0	0	255,518,053	0	\$ 255,518,053.40
	0%	0%	0%	19%	0%	19.2%
<b>Customers Bank</b>	0	0	0	95,956,662	0	\$ 95,956,661.78
	0%	0%	0%	7%	0%	7.2%
<b>Washington Trust</b>	0	41,655,306	0	0	0	\$ 41,655,305.51
<b>Washington Trust Community Dep.</b>	0	2,901,518	0	0	0	\$ 2,901,517.56
	0%	3%	0%	0%	0%	3.3%
<b>Freedom National Community Dep.</b>	0	0	0	5,076,268	0	\$ 5,076,268.32
	0%	0%	0%	0%	0%	0.4%
<b>TD Bank</b>	0	0	0	655,203	0	\$ 655,202.97
	0%	0%	0%	0%	0%	0.0%
<b>BankNewport Community Dep.</b>	0	5,253,442	0	0	0	\$ 5,253,441.91
	0%	0%	0%	0%	0%	0.4%
<b>Fidelity</b>	0	0	456,200,000	0	0	\$ 456,200,000.00
	0%	0%	34%	0%	0%	34.2%
<b>TOTALS</b>	\$ -	\$ 81,637,476.30	#####	560,001,513	#####	\$ 1,333,186,236.59
<b>(%) PORTFOLIO</b>	0.0%	6.1%	35.0%	42.0%	16.5%	100.0%

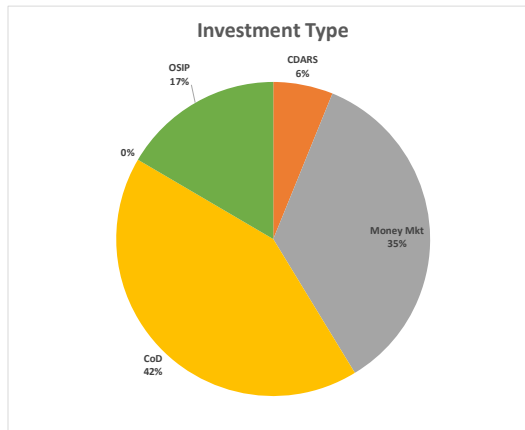
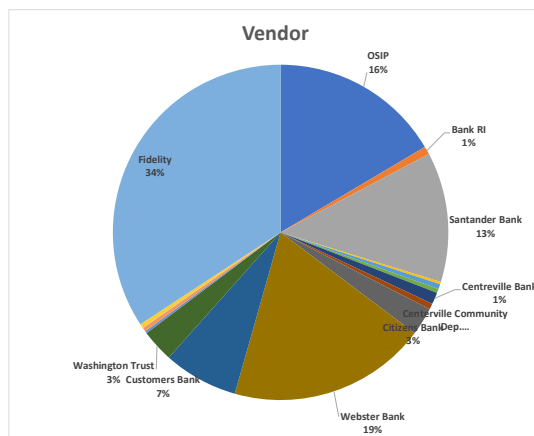
Actual PIP + CD: 42.00%  
Note: PIP + CD must be under 75%.

CD = Certificate of Deposit  
CDARS = Cert.of Dep.Acct Registry Svc  
MMKT = Money Market  
CoD = Collateralized Deposit  
OSIP = Ocean State Investment Pool

State of Rhode Island  
Office of the General Treasurer  
Short Term Investments

Issuer Credit Rating  
June 30, 2020

Issuer	Type of Instrument*	M/E % Portfolio	Moody's	S-T Debt Rating			L-T Debt Rating		Credit Outlook	Rating	Rating/Year
				Moody's	S&P		Moody's	S&P		Veribanc	CRA Perf. Eval.
Bank of America	-	0.0%	Baa1	P-1	A-1		A2	A-	Stable	GREEN/***	Satisfactory/2012
Bank RI	3,4	2.7%	N/R	N/R	N/R		N/R	N/R	N/R	GREEN/***	Satisfactory/2015
Bristol County Sav. Bank	4	1.3%	N/R	N/R	N/R		N/R	N/R	N/R	GREEN/***	Satisfactory/2012
Centerville Bank	4	5.9%	N/R	N/R	N/R		N/R	N/R	N/R	GREEN/***/BB	Satisfactory/2014
Citizens Bank	4	10.2%	Baa1	P-1	A-2		A1	BBB+	Stable	GREEN/***	Satisfactory/2014
Customers Bank	4	8.4%	N/R	N/R	N/R		N/R	N/R	N/R	GREEN/*	Satisfactory/2016
Home Loan Inv. Bank	-	0.0%	N/R	N/R	N/R		N/R	N/R	N/R	GREEN/***	Needs Improve/2013
Navigant Credit Union	4	1.6%	N/R	N/R	N/R		N/R	N/R	N/R	GREEN/***	Satisfactory/2013
Ocean State Inv. Pool	6	21.0%	N/R	N/R	N/R		N/R	N/R	N/R	N/R	N/R
Fidelity											
Centerville Bank											
People's Credit Union	4	0.7%	N/R	N/R	N/R		N/R	N/R	N/R	GREEN/***	N/R
Santander Bank	4	0.0%	A3	P-1	A-1		A2	A	Stable	GREEN/***/B	N/R
SG Americas	-	0.0%									Satisfactory/2016
TD Bank	4	2.2%	Aa2	P-1	A-1+		A2	AA-	Stable	GREEN/***	Satisfactory/2016
Washington Trust	4,7	10.4%	N/R	N/R	N/R		N/R	N/R	N/R	GREEN/***	Satisfactory/2014
Webster Bank	4	33.3%	Baa1	P-2	A-2		A3	BBB+	Stable	GREEN/***	



CD	= Certificate of Deposit	1*
CDARS	= Cert. of Dep. Acct Registry Svc	2*
MMKT	= Money Market	3*
CoD	= Collateralized Deposit	4*
OSIP	= Ocean State Investment Pool	5*

**Ratings Definitions**

<b>Moody's Short-Term Debt Ratings:</b>		<b>S&amp;P Short-Term Credit Ratings:</b>	
P-1 - Prime-1 have a superior ability for repayment of sr. S-T debt		A-1 - Highest rated, strong capacity to meet obligations	
P-2 - Prime-1 have a strong ability for repayment of sr. S-T debt		A-2 - Somewhat more susceptible to adverse effects of changes in fin. conditions; satisfactory	
P-3 - Prime-1 have acceptable ability for repayment of sr. S-T debt		A-3 - Exhibits adequate protection parameters	
NP - Not Prime		B - Significant speculative characteristics, faces major ongoing uncertainties	
		C - Vulnerable to non-payment	
		D - Payment default	
		Modifiers: + or - show relative standing within the category.	
<b>Moody's Issuer Rating Symbols:</b>		<b>S&amp;P Outlook Definitions:</b>	
Aaa - Offer exceptional financial security (high-grade)		Positive - A rating may be raised	
Aa - Offer excellent financial security (high-grade)		Negative - A rating may be lowered	
A - Offer good financial security		Stable - A rating is not likely to change	
Baa - Offer adequate financial security		Developing - May be raised or lowered	
Ba - Offer questionable financial security		NM - Not meaningful	
B - Offer poor financial security			
Caa - Offer very poor financial security			
Ca - Offer extremely poor financial security			
C - Lowest rated class, usually in default			
<b>Moody's Long-Term Debt Ratings:</b>		<b>S&amp;P Long-Term Debt Ratings:</b>	
Aaa - Best Quality		AAA - Highest rating, extremely strong	
Aa - High Quality		AA - Differs slightly from highest rating, very strong	
A - Possess many favorable investment attributes		A - More susceptible to adverse effects of change in economic condition, strong	
Baa - Medium-grade obligations		BBB - Exhibits adequate protection parameters	
Ba - Possess speculative elements		BB, B, - Have significant speculative characteristics. BB least speculative	
B - Generally lack characteristics of desirable investments		CCC, CC, C - C highest degree	
Caa - Poor standing		D - Payment default	
Ca - Speculative in a high degree		Modifiers: + or - show relative standing within the category.	
C - Lowest rated class of bonds			
<b>Modifiers:</b>		<b>VERIBANC Ratings:</b>	
1 - Higher end of letter rating category		GREEN - The institution's equity exceeds a modest percentage of its assets and had positive net income during the most recent reporting period.	
2 - Mid-range of letter rating category		YELLOW - The institution's equity is at a minimal percentage of its assets or it incurred a net loss during the most recent reporting period.	
3 - Lower end of letter rating category		RED - The institution's equity is less than a minimal percentage of its assets or it incurred a significant net loss during the most recent reporting period (or both).	
		BB - Blue Ribbon Bank	
		Modifiers: ***-Very Strong, **-Strong, *-Moderate, No Stars-Poor	

**State of Rhode Island  
Office of the General Treasurer**

**All Funds Performance  
From  
Jun 01, 2020 to Jun 30, 2020**

<b>Fund</b>	<b>Beginning Balance</b>	<b>Average Daily Balance</b>	<b>Ending Balance</b>	<b>Earnings</b>	<b>Annualized Yield</b>
GENERAL FUND	\$ 972,096,421.87	\$ 1,026,285,008.67	\$ 1,081,826,378.72	\$ 208,114.04	0.25%
H.A.V.A	\$ 2,351,774.07	\$ 2,350,161.53	\$ 2,352,064.67	\$ 289.15	0.15%
GENERAL FUND (HIST PRES)	\$ 573,885.68	\$ 573,484.88	\$ 573,958.18	\$ 71.91	0.15%
HIST TAX CREDIT	\$ 10,040,547.37	\$ 10,999,524.30	\$ 11,041,927.60	\$ 1,378.04	0.15%
HIGHWAY FUND	\$ 97,395,064.48	\$ 85,847,186.64	\$ 79,523,853.48	\$ 28,371.94	0.40%
T.D.I. RESERVE (DET)	\$ 91,620,962.55	\$ 85,801,261.64	\$ 79,733,621.28	\$ 40,374.97	0.57%
RICAP GL FUND 21	\$ 408,807.04	\$ 1,373,252.21	\$ 408,914.94	\$ 353.13	0.31%
BOND CAPITAL FUND	\$ 1,119,195.72	\$ 4,569,250.26	\$ 9,321,077.56	\$ 1,797.87	0.48%
R.I. CLEAN WATER ACT	\$ 3,185,265.97	\$ 3,183,068.01	\$ 3,185,682.29	\$ 397.20	0.15%
STATE LOTTERY FUND	\$ 20,106,688.64	\$ 22,075,766.56	\$ 21,320,261.27	\$ 15,386.22	0.85%
ASSESSED FRINGE BEN ADM	\$ 4,053,936.07	\$ 4,350,955.99	\$ 4,554,499.96	\$ 538.45	0.15%
AUTO EQUIPMENT SERVICE	\$ 804,290.88	\$ 1,253,441.07	\$ 1,604,456.05	\$ 154.21	0.15%
HEALTH INSURANCE FUND	\$ 14,199,470.81	\$ 18,513,050.32	\$ 16,075,190.21	\$ 2,350.92	0.15%
FLEET REVOLVING LOAN FUND	\$ 4,799,848.55	\$ 4,832,243.13	\$ 5,906,080.69	\$ 1,596.56	0.40%
EMPLOYEES RETIREMENT	\$ 5,697,996.08	\$ 22,068,176.19	\$ 2,505,328.90	\$ 6,152.98	0.34%
MUNICIPAL EMPLOYEES RETIR	\$ 148,599.55	\$ 4,283,441.36	\$ 749,635.48	\$ 1,448.12	0.41%
RETIREE HEALTH FUND	\$ 4,794,312.39	\$ 3,032,185.92	\$ 1,994,996.13	\$ 426.98	0.17%
BOG RETIREE FUND	\$ 303,352.69	\$ 209,884.94	\$ 103,388.21	\$ 25.82	0.15%
RIPTA HEALTH FUND	\$ 1,699,089.15	\$ 1,514,741.65	\$ 7,199,301.57	\$ 186.36	0.15%
PERMANENT SCHOOL FUND	\$ 741,016.83	\$ 727,194.31	\$ 541,130.47	\$ 91.59	0.15%
TEACHER RETIREE HEALTH FUND	\$ 230,656.18	\$ 230,514.97	\$ 230,702.17	\$ 28.44	0.15%
RISTP RETIREE HEALTH	\$ 838,452.67	\$ 717,961.61	\$ 438,542.93	\$ 88.32	0.15%
RILEG REITREE HEALTH	\$ 866.04	\$ 865.46	\$ 866.18	\$ 0.11	0.15%
RIJUD RETIREE HEALTH	\$ 344,078.18	\$ 343,842.77	\$ 344,121.18	\$ 42.30	0.15%
UNIVERSITY COLLEGE	\$ 9,330.21	\$ 3,930,228.83	\$ 909,821.23	\$ 444.51	0.14%
INDUS. BLDG. & MTG. INS.	\$ 768,744.11	\$ 768,253.17	\$ 768,887.19	\$ 96.33	0.15%
HIGHER EDUCATION	\$ -		\$ -	\$ -	0.00%
TANS PROCEEDS	\$ -		\$ -	\$ -	0.00%
<b>Total Operating Funds</b>	<b>\$ 1,238,332,653.78</b>	<b>\$ 1,309,834,946.39</b>	<b>\$ 1,333,214,688.54</b>	<b>\$ 310,206.47</b>	<b>0.29%</b>
BOND CCDL 2006 SERIES C	\$ 240,271.15	\$ 240,461.63	\$ 240,194.18	\$ 30.01	0.15%
GO BND-NTAX 2007 SERIES A	\$ 124,237.53	\$ 128,546.53	\$ 128,633.96	\$ 15.57	0.15%
CCDL10B BOND CAPITAL COM	\$ 950,000.00	\$ 948,038.35	\$ 948,706.78	\$ 119.04	0.15%
CCDL2010C	\$ 169,857.51	\$ 167,943.28	\$ 168,083.34	\$ 21.28	0.15%
CCDL2011A	\$ 1,070,886.22	\$ 1,052,811.97	\$ 1,044,895.51	\$ 132.31	0.15%
CCDL2012B	\$ 5,100,000.00	\$ 5,096,390.71	\$ 5,099,979.06	\$ 639.05	0.15%
GO CCDL 2013A	\$ 2,590,915.50	\$ 2,589,081.22	\$ 2,590,904.11	\$ 324.64	0.15%
GO CCDL 2014B	\$ -		\$ 0.79	\$ -	0.00%
GO CCDL 2014C	\$ 40,664.27	\$ 40,635.60	\$ 40,664.24	\$ 5.10	0.15%
GO CCDL 2016A	\$ 2,444,375.92	\$ 2,442,644.21	\$ 2,444,364.07	\$ 306.29	0.15%
GO CCDL 2016B	\$ 2,056,446.37	\$ 2,005,761.51	\$ 1,982,550.09	\$ 252.36	0.15%
GO CCDL 2017A	\$ 259,243.41	\$ 259,043.36	\$ 259,225.68	\$ 32.47	0.15%
GO CCDL 2018A	\$ 2,676,425.45	\$ 2,658,924.63	\$ 2,659,172.47	\$ 335.02	0.15%
GO CCDL 2018B	\$ 3,287,810.69	\$ 3,234,223.43	\$ 3,236,536.68	\$ 411.97	0.15%
GO CCDL 2019A	\$ 18,175,790.05	\$ 17,905,089.71	\$ 17,788,682.01	\$ 2,249.53	0.15%
GO CCDL 2019B	\$ 10,057,119.47	\$ 10,050,046.15	\$ 10,057,122.29	\$ 1,260.19	0.15%
GO CCDL 2019C	\$ 118,628,739.50	\$ 116,410,847.34	\$ 115,425,153.19	\$ 14,633.32	0.15%
GO CCDK 2019D	\$ 17,500,000.00	\$ 17,487,687.15	\$ 17,500,000.01	\$ 2,192.80	0.15%
CCDL99A 1999A	\$ 206,569.39	\$ 206,278.78	\$ 206,424.04	\$ 25.87	0.15%
CCDL2011A CLEAN WATER CO	\$ 4,157.58	\$ 4,150.06	\$ 4,152.98	\$ 0.52	0.15%
	\$ -				
<b>Total Non-Operating Funds</b>	<b>\$ 185,583,510.01</b>	<b>\$ 182,928,605.63</b>	<b>\$ 181,825,445.48</b>	<b>\$ 22,987.34</b>	<b>0.15%</b>
<b>All Funds Total</b>	<b>\$ 1,423,916,163.79</b>	<b>\$ 1,492,763,552.01</b>	<b>\$ 1,515,040,134.02</b>	<b>\$ 333,193.81</b>	<b>0.27%</b>

**State of Rhode Island  
Office of the General Treasurer**

**OSIP Performance Report  
From  
Apr 01, 2020 to Jun 30, 2020**

Fund	Fund Group	Beginning Balance	Average Daily Balance	Ending Balance	Earnings	Annualized Yield
GENERAL FUND	Operating	\$ 59,982.83	\$ 112,579,534.59	\$ 150,138,385.83	\$ 78,341.05	0.28%
GENERAL FUND (HIST PRES)	Operating	\$ 573,392.72	\$ 572,543.56	\$ 573,958.15	\$ 564.88	0.40%
HIST TAX CREDIT	Operating	\$ 10,031,922.78	\$ 10,335,564.65	\$ 11,041,932.92	\$ 10,002.77	0.39%
HIGHWAY FUND	Operating	\$ 17,625.69	\$ 23,421,697.24	\$ 27,831,038.41	\$ 13,381.26	0.23%
T.D.I. RESERVE (DET)	Operating	\$ 61,655.09	\$ 61,577.83	\$ 61,729.93	\$ 60.74	0.40%
RICAP GL FUND 21	Operating	\$ 11,349.14	\$ 11,277.88	\$ 11,305.86	\$ 11.17	0.40%
R.I. CLEAN WATER ACT	Operating	\$ 3,162,578.57	\$ 2,683,547.93	\$ 2,365,444.94	\$ 2,863.95	0.43%
UNIVERSITY COLLEGE	Operating	\$ 1,166,736.95	\$ 1,650,654.09	\$ 900,804.20	\$ 1,064.65	0.26%
STATE LOTTERY FUND	Operating	\$ 8,684.50	\$ 8,586.95	\$ 8,608.40	\$ 8.57	0.40%
ASSESSED FRINGE BEN ADM	Operating	\$ 946,208.30	\$ 2,958,382.02	\$ 4,548,344.42	\$ 2,134.90	0.29%
HEALTH INSURANCE FUND	Operating	\$ 82,722.32	\$ 10,607,457.89	\$ 15,963,075.94	\$ 6,849.80	0.26%
INDUS. BLDG. & MTG. INS.	Operating	\$ 768,083.78	\$ 766,946.47	\$ 768,841.36	\$ 756.67	0.40%
RETIREE HEALTH FUND	Operating	\$ 2,627,604.50	\$ 4,145,538.57	\$ 1,931,754.59	\$ 4,149.72	0.40%
PERMANENT SCHOOL FUND	Operating	\$ 740,380.31	\$ 734,890.54	\$ 541,109.51	\$ 728.11	0.40%
TEACHER RETIREE HEALTH FUND	Operating	\$ 38,584.08	\$ 38,526.97	\$ 38,622.16	\$ 38.01	0.40%
<b>Total Operating Funds</b>		<b>\$ 20,297,511.56</b>	<b>\$ 170,576,727.18</b>	<b>\$ 216,724,956.62</b>	<b>\$ 120,956.25</b>	<b>0.28%</b>
BOND CCDL 2006 SERIES C	Bond	\$ 240,271.15	\$ 239,507.80	\$ 238,961.55	\$ 236.54	0.40%
GO BND-NTAX 2007 SERIES A	Bond	\$ 124,237.53	\$ 123,992.00	\$ 124,237.26	\$ 122.36	0.40%
CCDL10B BOND CAPITAL COMPONENT	Bond	\$ 950,000.00	\$ 948,121.23	\$ 949,996.65	\$ 935.63	0.40%
CCDL2010C	Bond	\$ 169,711.60	\$ 169,460.46	\$ 169,879.16	\$ 167.20	0.40%
CCDL2011A	Bond	\$ 1,106,833.22	\$ 1,075,393.63	\$ 1,044,895.50	\$ 1,073.78	0.40%
CCDL2012B	Bond	\$ 5,100,000.00	\$ 5,089,911.13	\$ 5,099,979.06	\$ 5,022.78	0.40%
GO CCDL 2013A	Bond	\$ 2,590,915.50	\$ 2,585,789.39	\$ 2,590,904.11	\$ 2,551.67	0.40%
GO CCDL 2014C	Bond	\$ 40,664.27	\$ 40,583.94	\$ 40,664.24	\$ 40.06	0.40%
GO CCDL 2016A	Bond	\$ 2,444,375.92	\$ 2,439,538.62	\$ 2,444,364.07	\$ 2,407.36	0.40%
GO CCDL 2016B	Bond	\$ 2,064,708.50	\$ 2,039,311.59	\$ 1,982,550.09	\$ 2,025.33	0.40%
GO CCDL 2017A	Bond	\$ 259,243.41	\$ 258,713.92	\$ 259,225.68	\$ 255.31	0.40%
GO CCDL 2018A	Bond	\$ 2,949,125.45	\$ 2,762,782.52	\$ 2,659,172.47	\$ 2,547.94	0.37%
GO CCDL 2018B	Bond	\$ 3,350,310.69	\$ 3,253,997.75	\$ 3,236,536.68	\$ 3,278.46	0.40%
GO CCDL 2019A	Bond	\$ 24,049,975.93	\$ 20,139,377.75	\$ 17,788,682.01	\$ 21,673.31	0.43%
GO CCDL 2019B	Bond	\$ 10,057,119.47	\$ 10,037,268.52	\$ 10,057,122.29	\$ 9,904.83	0.40%
GO CCDL 2019C	Bond	\$ 119,561,752.55	\$ 117,925,472.27	\$ 115,425,153.19	\$ 117,009.39	0.40%
GO CCDK 2019D	Bond	\$ 17,500,000.00	\$ 17,465,434.79	\$ 17,500,000.01	\$ 17,245.01	0.40%
CCDL99A 1999A	Bond	\$ 206,569.39	\$ 205,950.32	\$ 206,358.08	\$ 203.42	0.40%
CCDL2011A CLEAN WATER COMPONENT	Bond	\$ 4,157.58	\$ 4,144.78	\$ 4,152.98	\$ 4.09	0.40%
<b>Total Non-Operating Funds</b>		<b>\$ 192,769,972.16</b>	<b>\$ 186,804,752.43</b>	<b>\$ 181,822,835.87</b>	<b>\$ 186,704.47</b>	<b>0.40%</b>
<b>All Funds Total</b>		<b>\$ 213,067,483.72</b>	<b>\$ 357,381,479.61</b>	<b>\$ 398,547,792.49</b>	<b>\$ 307,660.72</b>	<b>0.35%</b>

## Section XIV.

---

### Defined Contribution Plan

# State of Rhode Island

## 401(a) Quarterly Performance Summary

As of 6/30/2020

BUILT TO PERFORM.

CREATED TO SERVE.

# State of Rhode Island

## 401(a) Performance Summary



As of 6/30/2020

The performance data quoted represents past performance and is no guarantee of future results. Your returns and the principal value of your investments will fluctuate so that your shares or accumulation units, when redeemed, may be worth more or less than their original cost. Current performance may be lower or higher than the performance quoted below. For performance current to the most recent month-end, visit the TIAA Website at [www.tiaa.org](http://www.tiaa.org), or call 877 518-9161.

(A)	(B)	(C)	(D)	(E)	(F)	(G)	(H)	(I)	(J)	(K)	(L)	(M)	(N)	(O)	(P)	(Q)	(R)	(S)	(T)	(U)	(V)	(W)	(X)	(Y)	
Investment Name	Ticker	Morningstar Category	Mgr Tenure	AUM \$M	Gross ER	Net ER	%ile ER	Rev Share	Recent Returns		Annualized Total Returns as of 3/31/2020												Incep Date		
									3 Mo	YTD	1 Yr	Category Rank	%ile	3 Yr	Category Rank	%ile	5 Yr	Category Rank	%ile	10 Yr	Category Rank	%ile		SI	
STABLE VALUE																									
Stable Value/Guaranteed																									
TIAA Stable Value <sup>1</sup>		Crediting Rate as of 6/1/2020 = 2.45						0.00	0.60	1.21	2.43		2.19		2.08							2.00	3/31/2012		
FIXED INCOME																									
Intermediate Core Bond																									
State Street US Bond Index Securities XIV <sup>4</sup>		US Fund Intermediate Core Bond	25.58	29,830	0.02	0.02		0.00	2.99	6.29	8.88		25	5.38		18	4.33		19	3.83		44	3.83	6/30/2011	
BBgBarc US Agg Bond TR USD									2.90	6.14	8.74			5.32			4.30			3.82					
Intermediate Core Bond Median					0.56				4.14	5.81	8.15			4.87			3.96			3.71					
Intermediate Core Bond Number of Funds												411			394			375			339				
Inflation-Protected Bond																									
PIMCO Real Return Instl		PRRIX	US Fund Inflation-Protected Bond	1.50	9,522	1.50	0.98	73	0.00	5.38	6.20	8.38	32	15	4.94	32	25	3.73	20	18	3.49	6	10	5.81	1/29/1997
BBgBarc US Treasury US TIPS TR USD									4.24	6.01	8.28			5.05			3.75			3.52					
Inflation-Protected Bond Median					0.65				5.04	4.61	6.57			4.01			2.95			2.73					
Inflation-Protected Bond Number of Funds												201			195			189			148				
EQUITY																									
Large Cap Blend																									
State Street S&P 500 Index Securities (Lending Series CI) II <sup>5</sup>		US Fund Large Blend	24.42	113,883	0.01	0.01		0.00	20.52	(3.10)	7.47		23	10.64		19	10.61		14	13.85		13	17.54	5/31/1996	
S&P 500 TR USD									20.54	(3.08)	7.51			10.73			10.73			13.99					
Vanguard FTSE Social Index Admiral <sup>3,4</sup>		VFTAX	US Fund Large Blend	4.58	7,885	0.70	0.14	5	0.00	23.37	(1.24)	11.20	62	6	12.66		3	11.62		3	14.85		1	15.38	2/7/2019
Spliced Social Index <sup>2</sup>									23.39	(1.22)	11.29			12.75			11.73			14.99					
FTSE4Good US Select TR USD									23.39	(1.22)	11.29			12.75			11.73			14.99					
Russell 3000 TR USD									22.03	(3.48)	6.53			10.04			10.03			13.72					
Large Blend Median					0.85				20.36	(4.33)	4.89			8.62			8.82			12.55					
Large Blend Number of Funds												1269			1215			1142			995				
Mid-Cap Blend																									
State Street Small Mid Cp Index Securities Series II <sup>5</sup>		US Fund Mid-Cap Growth	22.92	22,564	0.02	0.02		0.00	30.68	(5.81)	0.87		10	6.40		10	6.78		13	12.26		10	0.87	6/17/2019	
Russell Small Cap Complete TR USD									30.71	(5.73)	0.91			6.47			6.86			12.31					
Mid-Cap Blend Median					1.00				22.46	(12.47)	(6.42)			2.18			3.90			9.99					
Mid-Cap Blend Number of Funds												373			361			320			276				
Foreign Large Blend																									
State Street Global All Cap Equity Ex-U.S. Idx Securities II <sup>4,5</sup>		US Fund Foreign Large Blend	10.25	7,317	0.05	0.04		0.00	18.33	(10.77)	(4.19)		42										1.33	5/13/2014	
MSCI ACWI Ex USA IMI NR USD									16.96	(11.24)	(4.74)			0.96			2.30			5.11					
Foreign Large Blend Median					0.94				17.01	(10.73)	(4.34)			0.55			1.72			5.48					
Foreign Large Blend Number of Funds												701			650			584			490				

# State of Rhode Island 401(a) Performance Summary



As of 6/30/2020

The performance data quoted represents past performance and is no guarantee of future results. Your returns and the principal value of your investments will fluctuate so that your shares or accumulation units, when redeemed, may be worth more or less than their original cost. Current performance may be lower or higher than the performance quoted below. For performance current to the most recent month-end, visit the TIAA Website at [www.tiaa.org](http://www.tiaa.org), or call 877 518-9161.

(A)	(B)	(C)	(D)	(E)	(F)	(G)	(H)	(I)	(J)	(K)	(L)	(M)	(N)	(O)	(P)	(Q)	(R)	(S)	(T)	(U)	(V)	(W)	(X)	(Y)
Investment Name	Ticker	Morningstar Category	Mgr Tenure	AUM \$M	Gross ER	Net ER	%ile ER	Rev Share	Recent Returns		Annualized Total Returns as of 3/31/2020													Incep Date
									3 Mo	YTD	1 Yr	Category Rank	%ile	3 Yr	Category Rank	%ile	5 Yr	Category Rank	%ile	10 Yr	Category Rank	%ile	SI	

## ALLOCATION

Target-Date																																																																																																																																																																																																																																																																																																																																																																																																																																																																																																																																																																																																																																																																																																																																																																																																																																																																																																																																																																																																																																																																																																																																																																																																																																																																																																																																																																																																																																													</
-------------	--	--	--	--	--	--	--	--	--	--	--	--	--	--	--	--	--	--	--	--	--	--	--	--	--	--	--	--	--	--	--	--	--	--	--	--	--	--	--	--	--	--	--	--	--	--	--	--	--	--	--	--	--	--	--	--	--	--	--	--	--	--	--	--	--	--	--	--	--	--	--	--	--	--	--	--	--	--	--	--	--	--	--	--	--	--	--	--	--	--	--	--	--	--	--	--	--	--	--	--	--	--	--	--	--	--	--	--	--	--	--	--	--	--	--	--	--	--	--	--	--	--	--	--	--	--	--	--	--	--	--	--	--	--	--	--	--	--	--	--	--	--	--	--	--	--	--	--	--	--	--	--	--	--	--	--	--	--	--	--	--	--	--	--	--	--	--	--	--	--	--	--	--	--	--	--	--	--	--	--	--	--	--	--	--	--	--	--	--	--	--	--	--	--	--	--	--	--	--	--	--	--	--	--	--	--	--	--	--	--	--	--	--	--	--	--	--	--	--	--	--	--	--	--	--	--	--	--	--	--	--	--	--	--	--	--	--	--	--	--	--	--	--	--	--	--	--	--	--	--	--	--	--	--	--	--	--	--	--	--	--	--	--	--	--	--	--	--	--	--	--	--	--	--	--	--	--	--	--	--	--	--	--	--	--	--	--	--	--	--	--	--	--	--	--	--	--	--	--	--	--	--	--	--	--	--	--	--	--	--	--	--	--	--	--	--	--	--	--	--	--	--	--	--	--	--	--	--	--	--	--	--	--	--	--	--	--	--	--	--	--	--	--	--	--	--	--	--	--	--	--	--	--	--	--	--	--	--	--	--	--	--	--	--	--	--	--	--	--	--	--	--	--	--	--	--	--	--	--	--	--	--	--	--	--	--	--	--	--	--	--	--	--	--	--	--	--	--	--	--	--	--	--	--	--	--	--	--	--	--	--	--	--	--	--	--	--	--	--	--	--	--	--	--	--	--	--	--	--	--	--	--	--	--	--	--	--	--	--	--	--	--	--	--	--	--	--	--	--	--	--	--	--	--	--	--	--	--	--	--	--	--	--	--	--	--	--	--	--	--	--	--	--	--	--	--	--	--	--	--	--	--	--	--	--	--	--	--	--	--	--	--	--	--	--	--	--	--	--	--	--	--	--	--	--	--	--	--	--	--	--	--	--	--	--	--	--	--	--	--	--	--	--	--	--	--	--	--	--	--	--	--	--	--	--	--	--	--	--	--	--	--	--	--	--	--	--	--	--	--	--	--	--	--	--	--	--	--	--	--	--	--	--	--	--	--	--	--	--	--	--	--	--	--	--	--	--	--	--	--	--	--	--	--	--	--	--	--	--	--	--	--	--	--	--	--	--	--	--	--	--	--	--	--	--	--	--	--	--	--	--	--	--	--	--	--	--	--	--	--	--	--	--	--	--	--	--	--	--	--	--	--	--	--	--	--	--	--	--	--	--	--	--	--	--	--	--	--	--	--	--	--	--	--	--	--	--	--	--	--	--	--	--	--	--	--	--	--	--	--	--	--	--	--	--	--	--	--	--	--	--	--	--	--	--	--	--	--	--	--	--	--	--	--	--	--	--	--	--	--	--	--	--	--	--	--	--	--	--	--	--	--	--	--	--	--	--	--	--	--	--	--	--	--	--	--	--	--	--	--	--	--	--	--	--	--	--	--	--	--	--	--	--	--	--	--	--	--	--	--	--	--	--	--	--	--	--	--	--	--	--	--	--	--	--	--	--	--	--	--	--	--	--	--	--	--	--	--	--	--	--	--	--	--	--	--	--	--	--	--	--	--	--	--	--	--	--	--	--	--	--	--	--	--	--	--	--	--	--	--	--	--	--	--	--	--	--	--	--	--	--	--	--	--	--	--	--	--	--	--	--	--	--	--	--	--	--	--	--	--	--	--	--	--	--	--	--	--	--	--	--	--	--	--	--	--	--	--	--	--	--	--	--	--	--	--	--	--	--	--	--	--	--	--	--	--	--	--	--	--	--	--	--	--	--	--	--	--	--	--	--	--	--	--	--	--	--	--	--	--	--	--	--	--	--	--	--	--	--	--	--	--	--	--	--	--	--	--	--	--	--	--	--	--	--	--	--	--	--	--	--	--	--	--	--	--	--	--	--	--	--	--	--	--	--	--	--	--	--	--	--	--	--	--	--	--	--	--	--	--	--	--	--	--	--	--	--	--	--	--	--	--	--	--	--	--	--	--	--	--	--	--	--	--	--	--	--	--	--	--	--	--	--	--	--	--	--	--	--	--	--	--	--	--	--	--	--	--	--	--	--	--	--	--	--	--	--	--	--	--	--	--	--	--	--	--	--	--	--	--	--	--	--	--	--	--	--	--	--	--	--	--	--	--	--	--	--	--	--	--	--	--	--	--	--	--	--	--	--	--	--	--	--	--	--	--	--	--	--	--	--	--	--	--	--	--	--	--	--	--	--	--	--	--	--	--	--	--	--	--	--	--	--	--	--	--	--	--	--	--	--	--	--	--	--	--	--	--	--	--	--	--	--	--	--	--	--	--	--	--	--	--	--	--	--	--	--	--	--	--	--	--	--	--	--	--	--	--	--	--	--	--	--	--	--	--	--	--	--	--	--	--	--	--	--	--	--	--	--	--	--	--	--	--	--	--	--	--	--	--	--	--	--	--	--	--	--	--	--	--	--	--	--	--	--	--	--	--	--	--	--	--	--	--	--	--	--	--	--	--	--	--	--	--	--	--	--	--	--	--	--	--	--	--	--	--	--	--	--	--	--	--	--	--	--	--	--	--	--	--	--	--	--	--	--	--	--	--	--	--	--	--	--	--	--	--	--	--	--	--	--	--	--	--	--	--	--	--	--	--	--	--	--	--	--	--	--	--	--	--	--	--	--	--	--	--	--	--	--	--	--	--	--	--	--	--	--	--	--	--	--	--	--	--	--	--	--	--	--	--	--	--	--	--	--	--	--	--	--	--	--	--	--	--	--	--	--	--	--	--	--	--	--	--	--	--	--	--	--	--	--	--	--	--	--	--	--	--	--	--	--	--	--	--	--	--	--	--	--	--	--	--	--	--	--	--	--	--	--	--	--	--	--	--	--	--	--	--	--	--	--	--	--	--	--	--	--	--	--	--	--	--	--	--	--	--	--	--	----



# State of Rhode Island

## 401(a) Performance Summary



As of 6/30/2020

The performance data quoted represents past performance and is no guarantee of future results. Your returns and the principal value of your investments will fluctuate so that your shares or accumulation units, when redeemed, may be worth more or less than their original cost. Current performance may be lower or higher than the performance quoted below. For performance current to the most recent month-end, visit the TIAA Website at [www.tiaa.org](http://www.tiaa.org), or call 877 518-9161.

(A)	(B)	(C)	(D)	(E)	(F)	(G)	(H)	(I)	(J)	(K)	(L)	(M)	(N)	(O)	(P)	(Q)	(R)	(S)	(T)	(U)	(V)	(W)	(X)	(Y)	
Investment Name	Ticker	Morningstar Category	Mgr Tenure	AUM \$M	Gross ER	Net ER	%ile ER	Rev Share	Recent Returns		Annualized Total Returns as of 3/31/2020														Incep Date
									3 Mo	YTD	1 Yr	Category Rank	%ile	3 Yr	Category Rank	%ile	5 Yr	Category Rank	%ile	10 Yr	Category Rank	%ile	SI		
ALLOCATION																									
Target-Date																									
Vanguard Target Retirement 2040 Trust I <sup>6</sup>		US Fund Target-Date 2040	7.42	41,700	0.07	0.07		0.00	17.31	(4.04)	3.58		21	6.59		16	6.86		13	10.18		15	5.80	6/28/2007	
Vanguard Target Retirement 2040 Composite									17.17	(3.69)	4.04			6.88			7.08			10.37					
Target-Date 2040 Median						0.70			17.21	(4.82)	2.52			5.78			6.09			9.15					
Target-Date 2040 Number of Funds													239			218			195			142			
Vanguard Target Retirement 2045 Trust I <sup>6</sup>		US Fund Target-Date 2045	7.42	37,800	0.07	0.07		0.00	18.63	(4.90)	3.06		33	6.49		20	6.88		15	10.19		11	5.78	6/28/2007	
Vanguard Target Retirement 2045 Composite									18.49	(4.58)	3.52			6.79			7.10			10.38					
Target-Date 2045 Median						0.69			18.18	(5.49)	2.11			5.75			6.11			9.30					
Target-Date 2045 Number of Funds													227			206			184			131			
Vanguard Target Retirement 2050 Trust I <sup>6</sup>		US Fund Target-Date 2050	7.42	29,500	0.07	0.07		0.00	18.68	(4.86)	3.11		31	6.50		18	6.87		15	10.20		17	5.83	6/28/2007	
Vanguard Target Retirement 2050 Composite									18.49	(4.58)	3.52			6.79			7.10			10.38					
Target-Date 2050 Median						0.71			18.48	(5.68)	1.70			5.64			6.11			9.38					
Target-Date 2050 Number of Funds													239			218			195			111			
Vanguard Target Retirement 2055 Trust I <sup>6</sup>		US Fund Target-Date 2055	7.42	17,600	0.07	0.07		0.00	18.65	(4.88)	3.07		27	6.50		19	6.87		16				9.07	10/5/2010	
Vanguard Target Retirement 2055 Composite									18.49	(4.58)	3.52			6.79			7.10								
Target-Date 2055 Median						0.70			18.68	(5.89)	1.73			5.71			6.16								
Target-Date 2055 Number of Funds													227			203			180			47			
Vanguard Target Retirement 2060 Trust I <sup>6</sup>		US Fund Target-Date 2060+	7.42	6,900	0.07	0.07		0.00	18.67	(4.81)	3.13		22	6.53		21	6.88		33				8.73	3/1/2012	
Vanguard Target Retirement 2060 Composite									18.49	(4.58)	3.52			6.79			7.10								
Target-Date 2060+ Median						0.68			18.84	(6.13)	1.76			5.80			6.61								
Target-Date 2060+ Number of Funds													256			173			77						
Vanguard Target Retirement 2065 Trust I <sup>6</sup>		US Fund Target-Date 2060+	3.00	1,100	0.07	0.07		0.00	18.73	(4.81)	3.13		24										7.39	7/21/2017	
Vanguard Target Retirement 2065 Composite									18.49	(4.58)	3.52														
Target-Date 2060+ Median						0.68			18.84	(6.13)	1.76														
Target-Date 2060+ Number of Funds													256			173			77						

Source: Morningstar, TIAA & Vanguard

# State of Rhode Island

## 401(a) Performance Summary



As of 6/30/2020

% -ile --> Percentile Ranking in Morningstar Category.

Note: Rankings shown for returns are calculated by Morningstar. Rankings for expense ratio is calculated by TIAA and may differ based on calculation methods.

Morningstar peer rankings include fractional weights for all share classes. Morningstar peer rankings also include ETFs. Depending on the category, this may cause some variances with the category median illustrated in this report since most ETFs are index based options that can include more volatile and less mainstream indices.

SI = Since Inception Annualized Total Return; Incep. Date = Since Inception Date (SI return is calculated from this date).

1. TIAA Stable Value is not an investment for purposes of federal securities laws; it is a guaranteed insurance contract. Therefore, unlike a variable annuity or mutual fund, TIAA Stable Value does not include an identifiable expense ratio. The contract provides a guaranteed minimum rate of interest of between 1% and 3% (before deductions for contract fees). Contract Fees are described in the annuity contract and are collected on a daily basis by way of a reduction to the Declared Rate. Payment obligations and the fulfillment of the guarantees provided for in the contract in the accumulation phase are supported by the assets held in the separate account. If the assets in the separate account are insufficient to meet these obligations, the shortfall is supported by the General Account of TIAA and is therefore subject to TIAA's claims-paying ability. Past interest rates are not indicative of future interest rates. The TIAA Stable Value Inception Date represents the date that the plan's TIAA Stable Value record was initiated on TIAA's recordkeeping system which may be earlier than the date of first deposit to the contract.
2. Calvert Social Index through December 16, 2005; FTSE4Good US Select Index thereafter.
3. Investor share migrated to Admiral share 08/1/2019.
4. Performance shown for periods prior to the inception date reflects the performance of an older share class of the fund/account or underlying fund. Total returns have not been restated to reflect any expense differential between any of the classes. Had the expense differential been reflected, total returns for the fund may have been higher or lower. Category ranks are not available for periods prior to the inception of the fund. Percentile rankings are not shown for State Street Global All Cap Equity Ex-U.S. Index Securities II because Morningstar does not provide a longer history for the product.
5. This Fund is a collective investment trust and is not FDIC insured, nor is it an obligation or deposit of, or guaranteed by State Street Corporation, SSGA or its affiliates.
6. This investment is not a mutual fund. It is a collective trust available only to tax-qualified plans and their eligible participants. This collective trust is managed by Vanguard Fiduciary Trust Company, a wholly owned subsidiary of The Vanguard Group, Inc., and is not a mutual fund. Investment objectives, risks, charges, expenses, and other important information should be considered carefully before investing.

You cannot invest directly in an index.

Accumulations in mutual funds not managed by TIAA-CREF may be subject to administrative charges. These charges are subject to change. Please review current documents related to your plan.

The expense ratio paid by an investor is the net expense ratio as stated in the prospectus. The net expense ratio reflects total annual fund operating expenses excluding interest expense. If interest expense was included, returns would have been lower. For definitions please visit [www.tiaa.org/public/assetmanagement](http://www.tiaa.org/public/assetmanagement).

Vanguard Index Information available at <http://www.vanguard.com>.

Investing in non-investment grade securities presents special risks, including significantly higher interest-rate and credit risk.

Small-cap and mid-cap stocks may have limited marketability and may be subject to more abrupt or erratic market movements than large-cap stocks.

The risks associated with foreign investments are often magnified in emerging markets where there is greater potential for political, currency, and economic volatility.

Funds that invest in fixed-income securities are not guaranteed and are subject to interest-rate, inflation and credit risks.

Funds that invest in foreign securities are subject to special risks, including currency fluctuation and political and economic instability.

Real estate securities are subject to various risks, including fluctuations in property values, higher expenses or lower income than expected, and potential environmental problems and liability.

Any guarantees under annuities issued by TIAA are subject to TIAA's claims-paying ability. TIAA Stable Value is a guaranteed insurance contract and not an investment for Federal Securities Law purposes.

Target Date Funds share the risks associated with the types of securities held by each of the underlying funds in which they invest. In addition to the fees and expenses associated with the Target Date Funds, there is exposure to the fees and expenses associated with the underlying mutual funds as well.

**Investment, insurance and annuity products are not FDIC insured, are not bank guaranteed, are not deposits, are not insured by any federal government agency, are not a condition to any banking service or activity, and may lose value.**

Morningstar Ranking/Number of Funds in Category displays the Fund's actual rank within its Morningstar Category based on average annual total return and number of funds in that Category. The returns assume reinvestment of dividends and do not reflect any applicable sales charge. Absent expense limitation, total return would be less. Morningstar Percentile Rankings are the Fund's total return rank relative to all funds in the same Morningstar category, where 1 is the highest percentile and 100 is the lowest percentile.

## **Prospectus Gross Expense Ratio**

The percentage of fund assets used to pay for operating expenses and management fees, including 12b-1 fees, administrative fees, and all other asset-based costs incurred by the fund, except brokerage costs. Fund expenses are reflected in the fund's NAV. Sales charges are not included in the expense ratio.

--The expense ratio for fund of funds is the aggregate expense ratio as defined as the sum of the wrap or sponsor fees plus the estimated weighted average of the underlying fund fees.

--Often referred to as the Annual Operating Expense, the Prospectus Gross Expense Ratio is collected annually from a fund's prospectus.

## **Prospectus Net Expense Ratio**

The percentage of fund assets, net of reimbursements, used to pay for operating expenses and management fees, including 12b-1 fees, administrative fees, and all other asset-based costs incurred by the fund, except brokerage costs. Fund expenses are reflected in the fund's NAV. Sales charges are not included in the expense ratio.

--The expense ratio for fund of funds is the aggregate expense ratio as defined as the sum of the wrap or sponsor fees plus the estimated weighted average of the underlying fund fees.

--Net reimbursements, the Prospectus Net Expense Ratio is collected annually from a fund's prospectus.

--TIAA, unless noted, does not charge additional fees for record keeping a fund. 12b-1, revenue share and admin fees are all included in the Prospectus fees. -- Prospectus Net Expense Ratio % - ile rank is the percentile rank for the fund. The better the expense ratio (lower) the lower the ranking out of 100.

By communicating the information contained in this material, TIAA is not providing impartial investment advice or giving advice in a fiduciary capacity regarding any investment by, or other transaction of, the plan(s). TIAA is acting solely in a sales capacity with respect to an arms-length sale, purchase, loan, exchange or other transaction related to the investment of securities or other investment property.

# State of Rhode Island - Plan Balance Summary

401(a)/414(h)(2)

State of Rhode Island Defined Contribution Retirement Plan



As of 6/30/2020

<i>Investment Name</i>	<i>Asset Class Description</i>	<i>Balance</i>
State Street S&P 500 Index Securities (Lending Series CI) II	Equities	\$ 37,452,457
State Street Small Mid Cp Index Securities Series II	Equities	\$ 26,705,948
TIAA Stable Value	Guaranteed	\$ 20,054,639
State Street Global All Cap Equity Ex-U.S. Idx Securities II	Equities	\$ 14,408,514
State Street US Bond Index Securities XIV	Fixed Income	\$ 9,874,341
PIMCO Real Return Institutional	Fixed Income	\$ 8,930,472
Vanguard FTSE Social Index Admiral	Equities	\$ 4,649,597
Vanguard Target Retirement Income Trust I	Multi-Asset	\$ 11,595,442
Vanguard Target Retirement 2015 Trust I	Multi-Asset	\$ 42,784,594
Vanguard Target Retirement 2020 Trust I	Multi-Asset	\$ 113,675,355
Vanguard Target Retirement 2025 Trust I	Multi-Asset	\$ 152,043,526
Vanguard Target Retirement 2030 Trust I	Multi-Asset	\$ 166,020,137
Vanguard Target Retirement 2035 Trust I	Multi-Asset	\$ 186,916,182
Vanguard Target Retirement 2040 Trust I	Multi-Asset	\$ 150,999,563
Vanguard Target Retirement 2045 Trust I	Multi-Asset	\$ 115,179,373
Vanguard Target Retirement 2050 Trust I	Multi-Asset	\$ 71,029,354
Vanguard Target Retirement 2055 Trust I	Multi-Asset	\$ 32,386,995
Vanguard Target Retirement 2060 Trust I	Multi-Asset	\$ 7,876,722
Vanguard Target Retirement 2065 Trust I	Multi-Asset	\$ 710,711
<b>Vanguard Target Retirement Trust I Subtotal</b>		<b>\$ 1,051,217,955</b>
<b>Defined Contribution Retirement Plan Total</b>		<b>\$ 1,173,293,922</b>

# State of Rhode Island - Plan Balance Summary

401(a)

Rhode Island FICA 406403 Alternative Retirement Income Security Program



As of 6/30/2020

<i>Investment Name</i>	<i>Asset Class Description</i>		<i>Balance</i>
TIAA Stable Value	Guaranteed	\$	2,217
Vanguard Target Retirement Income Trust I	Multi-Asset	\$	13,717
Vanguard Target Retirement 2015 Trust I	Multi-Asset	\$	15,220
Vanguard Target Retirement 2020 Trust I	Multi-Asset	\$	1,459,011
Vanguard Target Retirement 2025 Trust I	Multi-Asset	\$	189,264
Vanguard Target Retirement 2030 Trust I	Multi-Asset	\$	208,237
Vanguard Target Retirement 2035 Trust I	Multi-Asset	\$	126,911
Vanguard Target Retirement 2040 Trust I	Multi-Asset	\$	102,998
Vanguard Target Retirement 2045 Trust I	Multi-Asset	\$	106,405
Vanguard Target Retirement 2050 Trust I	Multi-Asset	\$	136,762
Vanguard Target Retirement 2055 Trust I	Multi-Asset	\$	251,814
Vanguard Target Retirement 2060 Trust I	Multi-Asset	\$	620,399
Vanguard Target Retirement 2065 Trust I	Multi-Asset	\$	208,284
<b>Vanguard Target Retirement Trust I Subtotal</b>		<b>\$</b>	<b>3,439,023</b>
<b>FICA Alternative Retirement Income Security Program Total</b>		<b>\$</b>	<b>3,441,240</b>

# Disclosures



TIAA is providing educational services concerning plan menu construction and the plan sponsor's fiduciary duties under its plan. It is not providing investment advice and is not a plan fiduciary with respect to the education and information presented herein. Note also that TIAA cannot and does not provide legal advice and that we recommend that you seek such advice from your own legal advisors.

TIAA reported performance may differ from Morningstar source returns for the same option over the same time period. We would expect an occasional one to two basis point difference. Morningstar Direct calculates returns by one share owned by hypothetical investor over the requested time period. The return for one year is calculated using the same formula as one month. TIAA calculates returns by \$1,000 owned by hypothetical investor for one month then links returns for requested time period. Both set of returns would include dividends and capital gains, if applicable.

**Investment products may be subject to market and other risk factors. See the applicable product literature or visit [tiaa.org](https://tiaa.org) for details. You should consider the investment objectives, risks, charges and expenses carefully before investing. Please call 877-518-9161 or go to [www.TIAA.org/prospectuses](https://www.TIAA.org/prospectuses) for current product and fund prospectuses that contain this and other information. Please read the prospectuses carefully before investing.**

TIAA-CREF Individual & Institutional Services, LLC, Member FINRA, distributes securities products. Annuity contracts and certificates are issued by Teachers Insurance and Annuity Association (TIAA) of America and College Retirement Equities Fund (CREF), New York, NY. Each is solely responsible for its own financial condition and contractual obligations.

[tiaa.org](https://tiaa.org)

© 2020 Teachers Insurance and Annuity Association of America-College Retirement Equities Fund, 730 Third Avenue, New York, NY 10017

1247812

BUILT TO PERFORM.

CREATED TO SERVE.

## Section XV.

---

### 457 Plans



### State of Rhode Island Total Assets 457 Plans

Plan Provider	9/30/2019	12/31/2019	3/31/2020	6/30/2020
Valic	\$ 6,222,894.38	\$4,091,353.00	\$4,012,422.00	\$3,946,737.00
Fidelity	\$ 158,435,721.17	\$ 168,750,998.02	\$ 141,888,863.82	\$ 166,651,002.00
Voya	\$ 193,514,524.43	\$ 202,341,226.76	\$ 179,020,685.99	\$ 197,858,575.42
TIAA	\$ 34,230,911.00	\$39,330,467	\$33,999,672	\$38,681,161
<b>Total</b>	\$ 392,404,050.98	\$ 414,514,044.78	\$ 358,921,643.81	\$ 407,137,475.42

# State of Rhode Island

## 457(b) Quarterly Performance Summary

As of 6/30/2020

BUILT TO PERFORM.

CREATED TO SERVE.

# State of Rhode Island

## 457(b) Performance Summary



As of 6/30/2020

The performance data quoted represents past performance and is no guarantee of future results. Your returns and the principal value of your investments will fluctuate so that your shares or accumulation units, when redeemed, may be worth more or less than their original cost. Current performance may be lower or higher than the performance quoted below. For performance current to the most recent month-end, visit the TIAA Website at [www.tiaa.org](http://www.tiaa.org), or call 877 518-9161.

(A)	(B)	(C)	(D)	(E)	(F)	(G)	(H)	(I)	(J)	(K)	(L)	(M)	(N)	(O)	(P)	(Q)	(R)	(S)	(T)	(U)	(V)	(W)	(X)	(Y)	
Investment Name	Ticker	Morningstar Category	Mgr Tenure	AUM \$M	Gross ER	Net ER	%ile ER	Rev Share	Recent Returns		Annualized Total Returns as of 3/31/2020													Incep Date	
									3 Mo	YTD	1 Yr	Category Rank	%ile	3 Yr	Category Rank	%ile	5 Yr	Category Rank	%ile	10 Yr	Category Rank	%ile	SI		
GUARANTEED																									
Guaranteed																									
TIAA Traditional Annuity Retirement Choice Plus <sup>6</sup>		Crediting Rate as of 6/1/2020 = 2.25						0.15	0.81	1.61	3.25			3.29			3.39			3.45			3.66	6/1/2006	
FIXED INCOME																									
Intermediate Core Bond																									
State Street US Bond Index Securities XIV <sup>5,7</sup>		US Fund Intermediate Core Bond	25.58	29,830	0.02	0.02		0.00	2.99	6.29	8.88		25	5.38		18	4.33		19	3.83			44	3.83	6/30/2011
BBgBarc US Agg Bond TR USD									2.90	6.14	8.74			5.32			4.30			3.82					
Intermediate Core Bond Median					0.56				4.14	5.81	8.15			4.87			3.96			3.71					
Intermediate Core Bond Number of Funds													411			394			375				339		
Intermediate Core-Plus Bond																									
PIMCO Total Return Instl	PTTRX	US Fund Intermediate Core-Plus	5.83	68,946	0.94	0.71	52	0.00	3.88	6.16	8.34	141	25	5.21	135	27	4.42	110	26	4.22	137	45	7.20	5/11/1987	
BBgBarc US Agg Bond TR USD									2.90	6.14	8.74			5.32			4.30			3.82					
Intermediate Core-Plus Bond Median					0.70				5.84	4.69	7.25			4.75			4.09			4.18					
Intermediate Core-Plus Bond Number of Funds							607						600			569			523				468		
Inflation-Protected Bond																									
American Century Inflation-Adjs Bond R6 <sup>5</sup>	AIADX	US Fund Inflation-Protected Bond	18.67	2,494	1.09	0.22	10	0.00	5.04	5.22	7.09	85	46	4.36		49	3.35		37	2.98			45	4.29	7/28/2017
BBgBarc US Treasury US TIPS TR USD									4.24	6.01	8.28			5.05			3.75			3.52					
Inflation-Protected Bond Median					0.65				5.04	4.61	6.57			4.01			2.95			2.73					
Inflation-Protected Bond Number of Funds							201						201			195			189				148		

# State of Rhode Island

## 457(b) Performance Summary



As of 6/30/2020

The performance data quoted represents past performance and is no guarantee of future results. Your returns and the principal value of your investments will fluctuate so that your shares or accumulation units, when redeemed, may be worth more or less than their original cost. Current performance may be lower or higher than the performance quoted below. For performance current to the most recent month-end, visit the TIAA Website at [www.tiaa.org](http://www.tiaa.org), or call 877 518-9161.

(A)	(B)	(C)	(D)	(E)	(F)	(G)	(H)	(I)	(J)	(K)	(L)	(M)	(N)	(O)	(P)	(Q)	(R)	(S)	(T)	(U)	(V)	(W)	(X)	(Y)
Investment Name	Ticker	Morningstar Category	Mgr Tenure	AUM \$M	Gross ER	Net ER	%ile ER	Rev Share	Recent Returns		Annualized Total Returns as of 3/31/2020													Incep Date
									3 Mo	YTD	1 Yr	Category Rank	%ile	3 Yr	Category Rank	%ile	5 Yr	Category Rank	%ile	10 Yr	Category Rank	%ile	SI	
EQUITY																								
Large Cap Blend																								
State Street S&P 500 Index Securities (Lending Series CI) II <sup>7</sup> S&P 500 TR USD		US Fund Large Blend	24.42	113,883	0.01	0.01		0.00	20.52 (3.10)	(3.08)	7.47 7.51		23	10.64 10.73		19	10.61 10.73		14	13.85 13.99		13	17.54	5/31/1996
Vanguard FTSE Social Index Admiral <sup>4,5</sup> Spliced Social Index <sup>1</sup> FTSE4Good US Select TR USD Russell 3000 TR USD Large Blend Median Large Blend Number of Funds	VFTAX	US Fund Large Blend	4.58	7,885	0.70	0.14	5	0.00	23.37 (1.24)	(1.24)	11.20 11.29	62	6	12.66 12.75		3	11.62 11.73		3	14.85 14.99		1	15.38	2/7/2019
						0.85			23.39 (1.22)	(1.22)	11.29 11.29			12.75 12.75			11.73 11.73			14.99 14.99				
									22.03 (3.48)	(3.48)	6.53 6.53			10.04 8.62			10.03 8.82			13.72 12.55				
							1,305						1269			1215			1142			995		
Mid-Cap Blend																								
Vanguard Mid Cap Index Institutional Spliced Mid Cap Index <sup>2</sup> CRSP US Mid Cap TR USD Mid-Cap Blend Median Mid-Cap Blend Number of Funds	VMCIX	US Fund Mid-Cap Blend	22.17	31,749	1.13	0.04	2	0.00	24.96 (7.16)	(7.20)	(0.18) (0.20)	56	12	6.47 6.47	28	8	7.00 7.01	23	10	12.49 12.52	8	4	9.43	5/21/1998
						1.00			24.97 (7.20)	(7.20)	(0.20) (0.20)			6.47 2.18			7.01 3.90			12.62 9.99				
							383		22.46 (12.47)	(12.47)	(6.42)		373			361		320		276				
Small Blend																								
Vanguard Small Cap Index I Spliced Small Cap Index <sup>3</sup> CRSP US Small Cap TR USD Small Blend Median Small Blend Number of Funds	VSCIX	US Fund Small Blend	4.25	26,762	1.15	0.04	2	0.00	26.69 (11.42)	(11.44)	(5.59) (5.65)	89	12	4.00 3.98	31	5	5.41 5.38	25	6	11.61 11.57	15	3	8.24	7/7/1997
						1.05			26.66 (11.44)	(11.44)	(5.65) (5.65)			3.98 (0.42)			5.38 2.59			11.78 9.39				
							639		23.47 (16.96)	(16.96)	(11.33)		634			626		582		487				
Foreign Large Blend																								
State Street Global All Cap Equity Ex-U.S. Idx Securities II <sup>5,7</sup> MSCI ACWI Ex USA IMI NR USD Foreign Large Blend Median Foreign Large Blend Number of Funds		US Fund Foreign Large Blend	10.25	7,317	0.05	0.04		0.00	18.33 (10.77)	(11.24)	(4.19) (4.74)		42	0.96 0.55			2.30 1.72			5.11 5.48			1.33	5/13/2014
						0.94			4.84 (13.97)	(13.97)	(4.34)		701			650		584		490				
Foreign Large Growth																								
American Funds Europacific Growth R6 MSCI ACWI Ex USA NR USD Foreign Large Growth Median Foreign Large Growth Number of Funds	RERGX	US Fund Foreign Large Growth	19.08	153,580	0.76	0.46	4	0.00	22.77 (4.77)	(11.00)	3.17 (4.80)	304	62	4.76 1.13	246	58	4.90 2.26	164	52	7.48 4.97	117	51	8.51	5/1/2009
						1.03			16.12 (6.98)	(6.98)	5.17		481		5.70		4.97		417		7.48		335	

# State of Rhode Island

## 457(b) Performance Summary



As of 6/30/2020

The performance data quoted represents past performance and is no guarantee of future results. Your returns and the principal value of your investments will fluctuate so that your shares or accumulation units, when redeemed, may be worth more or less than their original cost. Current performance may be lower or higher than the performance quoted below. For performance current to the most recent month-end, visit the TIAA Website at [www.tiaa.org](http://www.tiaa.org), or call 877 518-9161.

(A)	(B)	(C)	(D)	(E)	(F)	(G)	(H)	(I)	(J)	(K)	(L)	(M)	(N)	(O)	(P)	(Q)	(R)	(S)	(T)	(U)	(V)	(W)	(X)	(Y)
Investment Name	Ticker	Morningstar Category	Mgr Tenure	AUM \$M	Gross ER	Net ER	%ile ER	Rev Share	Recent Returns		Annualized Total Returns as of 3/31/2020													Incep Date
									3 Mo	YTD	1 Yr	Category Rank	%ile	3 Yr	Category Rank	%ile	5 Yr	Category Rank	%ile	10 Yr	Category Rank	%ile	SI	

### ALLOCATION

Target-Date																								
Vanguard Target Retirement Inc Trust I <sup>8</sup>		US Fund Target-Date Retirement	7.42	11,000	0.07	0.07		0.00	7.88	1.51	5.79		18	5.47		16	5.01		15	5.92		19	5.16	6/22/2007
Vanguard Target Retirement Income Composite									7.95	1.95	6.26			5.71			5.18			6.04				
Target-Date Retirement Median						0.65			8.51	0.45	4.39			4.55			4.17			5.12				
Target-Date Retirement Number of Funds												184				169			157			128		
Vanguard Target Retirement 2015 Trust I <sup>8</sup>		US Fund Target-Date 2015	7.42	11,500	0.07	0.07		0.00	8.88	0.82	5.56		27	5.83		26	5.54		20	7.63		28	5.16	6/28/2007
Vanguard Target Retirement 2015 Composite									8.95	1.28	6.07			6.12			5.74			7.75				
Target-Date 2015 Median						0.56			10.04	(0.65)	4.33			5.22			5.17			7.22				
Target-Date 2015 Number of Funds												127				108			93			75		
Vanguard Target Retirement 2020 Trust I <sup>8</sup>		US Fund Target-Date 2020	7.42	32,000	0.07	0.07		0.00	11.42	(0.53)	5.16		22	6.17		15	6.05		6	8.40		10	5.40	6/22/2007
Vanguard Target Retirement 2020 Composite									11.45	0.00	5.76			6.48			6.26			8.58				
Target-Date 2020 Median						0.65			10.25	(0.98)	4.20			5.20			5.18			7.45				
Target-Date 2020 Number of Funds												227				206			182			136		
Vanguard Target Retirement 2025 Trust I <sup>8</sup>		US Fund Target-Date 2025	7.42	53,400	0.07	0.07		0.00	13.23	(1.40)	4.95		19	6.44		15	6.40		11	8.97		11	5.45	6/28/2007
Vanguard Target Retirement 2025 Composite									13.22	(0.87)	5.56			6.75			6.61			9.16				
Target-Date 2025 Median						0.65			12.07	(1.86)	3.92			5.55			5.55			8.18				
Target-Date 2025 Number of Funds												233				212			190			138		
Vanguard Target Retirement 2030 Trust I <sup>8</sup>		US Fund Target-Date 2030	7.42	52,700	0.07	0.07		0.00	14.59	(2.26)	4.53		21	6.51		19	6.57		12	9.47		15	5.47	6/28/2007
Vanguard Target Retirement 2030 Composite									14.53	(1.78)	5.10			6.82			6.78			9.64				
Target-Date 2030 Median						0.68			13.83	(2.94)	3.57			5.68			5.81			8.51				
Target-Date 2030 Number of Funds												239				218			195			142		
Vanguard Target Retirement 2035 Trust I <sup>8</sup>		US Fund Target-Date 2035	7.42	49,600	0.07	0.07		0.00	15.95	(3.15)	4.06		22	6.56		20	6.74		14	9.94		14	5.60	6/28/2007
Vanguard Target Retirement 2035 Composite									15.85	(2.72)	4.59			6.86			6.94			10.12				
Target-Date 2035 Median						0.67			15.90	(3.71)	3.15			5.85			5.99			8.97				
Target-Date 2035 Number of Funds												227				206			184			132		

# State of Rhode Island

## 457(b) Performance Summary



As of 6/30/2020

The performance data quoted represents past performance and is no guarantee of future results. Your returns and the principal value of your investments will fluctuate so that your shares or accumulation units, when redeemed, may be worth more or less than their original cost. Current performance may be lower or higher than the performance quoted below. For performance current to the most recent month-end, visit the TIAA Website at [www.tiaa.org](http://www.tiaa.org), or call 877 518-9161.

(A)	(B)	(C)	(D)	(E)	(F)	(G)	(H)	(I)	(J)	(K)	(L)	(M)	(N)	(O)	(P)	(Q)	(R)	(S)	(T)	(U)	(V)	(W)	(X)	(Y)	
Investment Name	Ticker	Morningstar Category	Mgr Tenure	AUM \$M	Gross ER	Net ER	%ile ER	Rev Share	Recent Returns		Annualized Total Returns as of 3/31/2020														Incep Date
									3 Mo	YTD	1 Yr	Category Rank	%ile	3 Yr	Category Rank	%ile	5 Yr	Category Rank	%ile	10 Yr	Category Rank	%ile	SI		
ALLOCATION																									
Target-Date																									
Vanguard Target Retirement 2040 Trust I <sup>8</sup>		US Fund Target-Date 2040	7.42	41,700	0.07	0.07		0.00	17.31	(4.04)	3.58			21	6.59		16	6.86		13	10.18		15	5.80	6/28/2007
Vanguard Target Retirement 2040 Composite									17.17	(3.69)	4.04				6.88			7.08			10.37				
Target-Date 2040 Median						0.70			17.21	(4.82)	2.52				5.78			6.09			9.15				
Target-Date 2040 Number of Funds														239			218			195			142		
Vanguard Target Retirement 2045 Trust I <sup>8</sup>		US Fund Target-Date 2045	7.42	37,800	0.07	0.07		0.00	18.63	(4.90)	3.06			33	6.49		20	6.88		15	10.19		11	5.78	6/28/2007
Vanguard Target Retirement 2045 Composite									18.49	(4.58)	3.52				6.79			7.10			10.38				
Target-Date 2045 Median						0.69			18.18	(5.49)	2.11				5.75			6.11			9.30				
Target-Date 2045 Number of Funds														227			206			184			131		
Vanguard Target Retirement 2050 Trust I <sup>8</sup>		US Fund Target-Date 2050	7.42	29,500	0.07	0.07		0.00	18.68	(4.86)	3.11			31	6.50		18	6.87		15	10.20		17	5.83	6/28/2007
Vanguard Target Retirement 2050 Composite									18.49	(4.58)	3.52				6.79			7.10			10.38				
Target-Date 2050 Median						0.71			18.48	(5.68)	1.70				5.64			6.11			9.38				
Target-Date 2050 Number of Funds														239			218			195			111		
Vanguard Target Retirement 2055 Trust I <sup>8</sup>		US Fund Target-Date 2055	7.42	17,600	0.07	0.07		0.00	18.65	(4.88)	3.07			27	6.50		19	6.87		16				9.07	10/5/2010
Vanguard Target Retirement 2055 Composite									18.49	(4.58)	3.52				6.79			7.10							
Target-Date 2055 Median						0.70			18.68	(5.89)	1.73				5.71			6.16							
Target-Date 2055 Number of Funds														227			203			180			47		
Vanguard Target Retirement 2060 Trust I <sup>8</sup>		US Fund Target-Date 2060+	7.42	6,900	0.07	0.07		0.00	18.67	(4.81)	3.13			22	6.53		21	6.88		33				8.73	3/1/2012
Vanguard Target Retirement 2060 Composite									18.49	(4.58)	3.52				6.79			7.10							
Target-Date 2060+ Median						0.68			18.84	(6.13)	1.76				5.80			6.61							
Target-Date 2060+ Number of Funds														256			173			77					
Vanguard Target Retirement 2065 Trust I <sup>8</sup>		US Fund Target-Date 2060+	3.00	1,100	0.07	0.07		0.00	18.73	(4.81)	3.13			24										7.39	7/21/2017
Vanguard Target Retirement 2065 Composite									18.49	(4.58)	3.52														
Target-Date 2060+ Median						0.68			18.84	(6.13)	1.76														
Target-Date 2060+ Number of Funds														256			173			77					

Source: Morningstar, TIAA & Vanguard

# State of Rhode Island

## 457(b) Performance Summary



As of 6/30/2020

% -ile --> Percentile Ranking in Morningstar Category.

Note: Rankings shown for returns are calculated by Morningstar. Rankings for expense ratio is calculated by TIAA and may differ based on calculation methods.

Morningstar peer rankings include fractional weights for all share classes. Morningstar peer rankings also include ETFs. Depending on the category, this may cause some variances with the category median illustrated in this report since most ETFs are index based options that can include more volatile and less mainstream indices.

SI = Since Inception Annualized Total Return; Incep. Date = Since Inception Date (SI return is calculated from this date).

1. Calvert Social Index through December 16, 2005; FTSE4Good US Select Index thereafter.
2. S&P MidCap 400 Index through May 16, 2003; the MSCI US Mid Cap 450 Index through January 30, 2013; and the CRSP US Mid Cap Index thereafter.
3. Russell 2000 Index through May 16, 2003; the MSCI US Small Cap 1750 Index through January 30, 2013; and the CRSP US Small Cap Index thereafter.
4. Investor share migrated to Admiral share 08/1/2019.
5. Performance shown for periods prior to the inception date reflects the performance of an older share class of the fund/account or underlying fund. Total returns have not been restated to reflect any expense differential between any of the classes. Had the expense differential been reflected, total returns for the fund may have been higher or lower. Category ranks are not available for periods prior to the inception of the fund. Percentile rankings are not shown for State Street Global All Cap Equity Ex-U.S. Index Securities II because Morningstar does not provide a longer history for the product.
6. It is important to remember that the TIAA Traditional Annuity is not an investment for purposes of federal securities laws; it is a guaranteed insurance contract. Therefore, unlike a variable annuity or mutual fund, the TIAA Traditional Annuity does not include an identifiable expense ratio.
7. This Fund is a collective investment trust and is not FDIC insured, nor is it an obligation or deposit of, or guaranteed by State Street Corporation, SSGA or its affiliates.
8. This investment is not a mutual fund. It is a collective trust available only to tax-qualified plans and their eligible participants. This collective trust is managed by Vanguard Fiduciary Trust Company, a wholly owned subsidiary of The Vanguard Group, Inc., and is not a mutual fund. Investment objectives, risks, charges, expenses, and other important information should be considered carefully before investing.

You cannot invest directly in an index.

Accumulations in mutual funds not managed by TIAA-CREF may be subject to administrative charges. These charges are subject to change. Please review current documents related to your plan.

The expense ratio paid by an investor is the net expense ratio as stated in the prospectus. The net expense ratio reflects total annual fund operating expenses excluding interest expense. If interest expense was included, returns would have been lower. For definitions please visit [www.tiaa.org/public/assetmanagement](http://www.tiaa.org/public/assetmanagement).

Vanguard Index Information available at <http://www.vanguard.com>.

Investing in non-investment grade securities presents special risks, including significantly higher interest-rate and credit risk.

Small-cap and mid-cap stocks may have limited marketability and may be subject to more abrupt or erratic market movements than large-cap stocks.

The risks associated with foreign investments are often magnified in emerging markets where there is greater potential for political, currency, and economic volatility.

Funds that invest in fixed-income securities are not guaranteed and are subject to interest-rate, inflation and credit risks.

Funds that invest in foreign securities are subject to special risks, including currency fluctuation and political and economic instability.

Real estate securities are subject to various risks, including fluctuations in property values, higher expenses or lower income than expected, and potential environmental problems and liability.

Any guarantees under annuities issued by TIAA are subject to TIAA's claims-paying ability. TIAA Traditional is a guaranteed insurance contract and not an investment for Federal Securities Law purposes.

Target Date Funds share the risks associated with the types of securities held by each of the underlying funds in which they invest. In addition to the fees and expenses associated with the Target Date Funds, there is exposure to the fees and expenses associated with the underlying mutual funds as well.

**Investment, insurance and annuity products are not FDIC insured, are not bank guaranteed, are not deposits, are not insured by any federal government agency, are not a condition to any banking service or activity, and may lose value.**

Morningstar Ranking/Number of Funds in Category displays the Fund's actual rank within its Morningstar Category based on average annual total return and number of funds in that Category. The returns assume reinvestment of dividends and do not reflect any applicable sales charge. Absent expense limitation, total return would be less. Morningstar Percentile Rankings are the Fund's total return rank relative to all funds in the same Morningstar category, where 1 is the highest percentile and 100 is the lowest percentile.



## **Prospectus Gross Expense Ratio**

The percentage of fund assets used to pay for operating expenses and management fees, including 12b-1 fees, administrative fees, and all other asset-based costs incurred by the fund, except brokerage costs. Fund expenses are reflected in the fund's NAV. Sales charges are not included in the expense ratio.

--The expense ratio for fund of funds is the aggregate expense ratio as defined as the sum of the wrap or sponsor fees plus the estimated weighted average of the underlying fund fees.

--Often referred to as the Annual Operating Expense, the Prospectus Gross Expense Ratio is collected annually from a fund's prospectus.

## **Prospectus Net Expense Ratio**

The percentage of fund assets, net of reimbursements, used to pay for operating expenses and management fees, including 12b-1 fees, administrative fees, and all other asset-based costs incurred by the fund, except brokerage costs. Fund expenses are reflected in the fund's NAV. Sales charges are not included in the expense ratio.

--The expense ratio for fund of funds is the aggregate expense ratio as defined as the sum of the wrap or sponsor fees plus the estimated weighted average of the underlying fund fees.

--Net reimbursements, the Prospectus Net Expense Ratio is collected annually from a fund's prospectus.

--TIAA, unless noted, does not charge additional fees for record keeping a fund. 12b-1, revenue share and admin fees are all included in the Prospectus fees. -- Prospectus Net Expense Ratio % - ile rank is the percentile rank for the fund. The better the expense ratio (lower) the lower the ranking out of 100.

By communicating the information contained in this material, TIAA is not providing impartial investment advice or giving advice in a fiduciary capacity regarding any investment by, or other transaction of, the plan(s). TIAA is acting solely in a sales capacity with respect to an arms-length sale, purchase, loan, exchange or other transaction related to the investment of securities or other investment property.

# State of Rhode Island - Plan Balance Summary

457(b)

State of Rhode Island 457(b) Deferred Compensation Plan



As of 6/30/2020

<i>Investment Name</i>	<i>Asset Class Description</i>		<i>Balance</i>
State Street S&P 500 Index Securities (Lending Series CI) II	Equities	\$	11,428,766
TIAA Traditional Annuity (Retirement Choice Plus)	Guaranteed	\$	9,650,893
Vanguard Mid-Cap Index Institutional	Equities	\$	4,788,752
VALIC Fixed-Interest Option 3.00%	Guaranteed	\$	3,928,260
Vanguard Small-Cap Index Institutional	Equities	\$	2,573,115
American EuroPacific Growth R6	Equities	\$	1,819,562
State Street US Bond Index Securities XIV	Fixed Income	\$	708,542
PIMCO Total Return Institutional	Fixed Income	\$	710,230
Vanguard FTSE Social Index Adm	Equities	\$	773,260
American Century Inflation Adjusted Bond R6	Fixed Income	\$	647,892
State Street Global All Cap Equity Ex-U.S. Idx Securities II	Equities	\$	388,406
VALIC Fixed-Interest Option 1.50%	Guaranteed	\$	18,477
Self-Directed Brokerage Account	Other	\$	4,563
Vanguard Target Retirement Income Trust I	Multi-Asset	\$	89,263
Vanguard Target Retirement 2015 Trust I	Multi-Asset	\$	525,060
Vanguard Target Retirement 2020 Trust I	Multi-Asset	\$	818,417
Vanguard Target Retirement 2025 Trust I	Multi-Asset	\$	815,177
Vanguard Target Retirement 2030 Trust I	Multi-Asset	\$	1,754,988
Vanguard Target Retirement 2035 Trust I	Multi-Asset	\$	484,679
Vanguard Target Retirement 2040 Trust I	Multi-Asset	\$	183,784
Vanguard Target Retirement 2045 Trust I	Multi-Asset	\$	189,496
Vanguard Target Retirement 2050 Trust I	Multi-Asset	\$	161,649
Vanguard Target Retirement 2055 Trust I	Multi-Asset	\$	107,639
Vanguard Target Retirement 2060 Trust I	Multi-Asset	\$	49,949
Vanguard Target Retirement 2065 Trust I	Multi-Asset	\$	7,080
<b>Vanguard Target Retirement Trust I Subtotal</b>		<b>\$</b>	<b>5,187,180</b>
<b>457(b) Deferred Compensation Plan Total</b>		<b>\$</b>	<b>42,627,898</b>

# Disclosures



TIAA is providing educational services concerning plan menu construction and the plan sponsor's fiduciary duties under its plan. It is not providing investment advice and is not a plan fiduciary with respect to the education and information presented herein. Note also that TIAA cannot and does not provide legal advice and that we recommend that you seek such advice from your own legal advisors.

TIAA reported performance may differ from Morningstar source returns for the same option over the same time period. We would expect an occasional one to two basis point difference. Morningstar Direct calculates returns by one share owned by hypothetical investor over the requested time period. The return for one year is calculated using the same formula as one month. TIAA calculates returns by \$1,000 owned by hypothetical investor for one month then links returns for requested time period. Both set of returns would include dividends and capital gains, if applicable.

**Investment products may be subject to market and other risk factors. See the applicable product literature or visit [tiaa.org](http://tiaa.org) for details. You should consider the investment objectives, risks, charges and expenses carefully before investing. Please call 877-518-9161 or go to [www.TIAA.org/prospectuses](http://www.TIAA.org/prospectuses) for current product and fund prospectuses that contain this and other information. Please read the prospectuses carefully before investing.**

TIAA-CREF Individual & Institutional Services, LLC, Member FINRA, distributes securities products. Annuity contracts and certificates are issued by Teachers Insurance and Annuity Association (TIAA) of America and College Retirement Equities Fund (CREF), New York, NY. Each is solely responsible for its own financial condition and contractual obligations.

[tiaa.org](http://tiaa.org)

© 2020 Teachers Insurance and Annuity Association of America-College Retirement Equities Fund, 730 Third Avenue, New York, NY 10017

1247811

BUILT TO PERFORM.

CREATED TO SERVE.

# Monthly Plan Performance Update

STATE OF RHODE ISLAND - STATE OF RI (35835)

*Performance data shown represents past performance and is no guarantee of future results. Investment return and principal value will fluctuate, so you may have a gain or loss when shares are sold. Current performance may be higher or lower than that quoted. Visit your Fidelity website for the most recent month-end performance.*

Name	Cumulative Total Returns				Average Annual Total Returns				
	As of	1 mo	3 mo	YTD	As of	1 yr	3 yr	5 yr	10 yr
DOW JONES INDUSTRIAL AVERAGE	06/30/2020	1.82	18.51	-8.43	06/30/2020	-0.54	9.08	10.62	12.99
BLOOMBERG BARCLAYS U.S. AGGREGATE BOND INDEX	06/30/2020	0.63	2.90	6.14	06/30/2020	8.74	5.32	4.30	3.82
NASDAQ COMPOSITE INDEX	06/30/2020	6.07	30.95	12.67	06/30/2020	26.94	19.14	16.36	18.25
RUSSELL 2000 INDEX	06/30/2020	3.53	25.42	-12.98	06/30/2020	-6.63	2.01	4.29	10.50
S&P 500 INDEX	06/30/2020	1.99	20.54	-3.08	06/30/2020	7.51	10.73	10.73	13.99

Investment Name	Cumulative Total Returns				Average Annual Total Returns					Fees			
	As of	1 mo	3 mo	YTD	As of	1 yr	3 yr	5 yr	10 yr	Life	Short Term Trading	Expense Ratio	Inception Date
<b>Stock Investments</b>													
<b>Others</b>													
VAN FTSE SOC IDX ADM	06/30/2020	3.01	23.37	-1.24	06/30/2020	11.20	12.66	11.62	14.85	5.35	--	0.14% on 12/20/2019	01/14/2003
<b>Large Cap</b>													
FID CONTRAFUND K	06/30/2020	4.11	26.91	9.62	06/30/2020	18.06	16.54	14.17	15.69	12.67	--	0.77% on 02/29/2020	05/17/1967
FID LARGE CAP STOCK	06/30/2020	2.39	17.19	-12.04	06/30/2020	-1.21	5.21	6.46	12.46	8.11	--	0.47% on 06/29/2020	06/22/1995
INVESCO DIVRS DIV R6	06/30/2020	0.47	12.32	-14.87	06/30/2020	-7.43	1.31	4.31	9.86	6.93	--	0.43% on 02/28/2020	12/31/2001
SS S&P 500 INDEX II	06/30/2020	1.98	20.52	-3.10	06/30/2020	7.47	10.64	10.61	13.85	8.57	--	0.01% on 12/31/2019	02/28/1996
<b>Mid-Cap</b>													
FID LOW PRICED STK K	06/30/2020	1.61	19.27	-14.18	06/30/2020	-3.64	2.61	3.88	10.40	12.59	--	0.43% on 09/28/2019	12/27/1989
SS RSL SMMDCP IDX II	06/30/2020	3.92	30.68	-5.81	06/30/2020	0.87	6.49	6.91	12.42	8.07	--	0.02% on 03/31/2020	08/31/1997
<b>International</b>													
AF EUROPAC GROWTH R6	06/30/2020	5.61	22.77	-4.77	06/30/2020	3.17	4.76	4.90	7.48	10.40	--	0.46% on 06/01/2020	04/16/1984
SS GACEQ EXUS IDX II	06/30/2020	4.72	18.33	-10.77	06/30/2020	-4.19	--	--	--	1.33	--	0.06% on 12/31/2019	05/31/2019

Investment Name	Cumulative Total Returns				Average Annual Total Returns						Fees		
	As of	1 mo	3 mo	YTD	As of	1 yr	3 yr	5 yr	10 yr	Life	Short Term Trading	Expense Ratio	Inception Date
Blended Investments*													
Others													
FID FREEDOM 2005 K	06/30/2020	1.82	7.53	0.87	06/30/2020	4.94	4.96	4.83	5.94	4.93	--	0.42% on 05/30/2020	11/06/2003
FID FREEDOM 2010 K	06/30/2020	2.08	9.21	0.17	06/30/2020	4.97	5.31	5.26	6.81	6.36	--	0.45% on 05/30/2020	10/17/1996
FID FREEDOM 2015 K	06/30/2020	2.31	10.83	-0.72	06/30/2020	4.84	5.54	5.63	7.18	5.81	--	0.49% on 05/30/2020	11/06/2003
FID FREEDOM 2020 K	06/30/2020	2.58	12.41	-1.47	06/30/2020	4.74	5.74	5.87	7.73	6.65	--	0.52% on 05/30/2020	10/17/1996
FID FREEDOM 2025 K	06/30/2020	2.71	13.64	-2.10	06/30/2020	4.58	5.87	6.05	8.37	6.32	--	0.56% on 05/30/2020	11/06/2003
FID FREEDOM 2030 K	06/30/2020	3.01	15.41	-2.94	06/30/2020	4.46	6.24	6.56	8.92	6.81	--	0.59% on 05/30/2020	10/17/1996
FID FREEDOM 2035 K	06/30/2020	3.34	17.85	-4.67	06/30/2020	3.67	6.18	6.72	9.36	6.68	--	0.63% on 05/30/2020	11/06/2003
FID FREEDOM 2040 K	06/30/2020	3.42	19.11	-5.54	06/30/2020	3.06	5.97	6.62	9.37	4.14	--	0.65% on 05/30/2020	09/06/2000
FID FREEDOM 2045 K	06/30/2020	3.47	19.15	-5.53	06/30/2020	3.09	5.97	6.61	9.45	5.79	--	0.65% on 05/30/2020	06/01/2006
FID FREEDOM 2050 K	06/30/2020	3.54	19.12	-5.49	06/30/2020	3.10	5.97	6.62	9.52	5.65	--	0.65% on 05/30/2020	06/01/2006
FID FREEDOM 2055 K	06/30/2020	3.50	19.10	-5.57	06/30/2020	3.10	5.99	6.62	--	7.48	--	0.65% on 05/30/2020	06/01/2011
FID FREEDOM 2060 K	06/30/2020	3.52	19.10	-5.52	06/30/2020	3.09	5.96	6.58	--	6.78	--	0.65% on 05/30/2020	08/05/2014
FID FREEDOM 2065 K	06/30/2020	3.49	19.13	-5.58	06/30/2020	3.00	--	--	--	3.00	--	0.65% on 05/30/2020	06/28/2019
FID FREEDOM INC K	06/30/2020	1.65	6.41	1.38	06/30/2020	4.92	4.57	4.31	4.61	4.80	--	0.42% on 05/30/2020	10/17/1996
Bond Investments													
Stable Value													
TRP STABLE VALUE A	06/30/2020	0.17	0.51	1.04	06/30/2020	2.15	2.09	1.99	2.26	4.67	--	0.30% on 04/30/2019	09/12/1988
Income													
PIM TOTAL RT INST	06/30/2020	1.04	3.88	6.16	06/30/2020	8.34	5.21	4.42	4.22	7.20	--	0.71% on 04/29/2020	05/11/1987
SS US BOND INDX XIV	06/30/2020	0.65	2.99	6.29	06/30/2020	8.88	5.38	4.33	3.83	4.38	--	0.02% on 12/31/2019	02/02/2004
Other Investments													
Others													
BROKERAGELINK	--	--	--	--	--	--	--	--	--	--	--	--	--

Expense Ratio is the total annual fund operating expense ratio from the fund's most recent prospectus. For non-Fidelity fund of funds listed, the ratio shown may solely reflect the total operating expense ratio of the fund, or may be a combined ratio reflecting both the total operating expense ratio of the fund and the total operating expense ratios of the underlying funds in which it was invested. Please consult the fund's prospectus for more detail on a particular fund's expense ratio.

Total returns are historical and include change in share value and reinvestment of dividends and capital gains, if any. Cumulative total returns are reported as of the period indicated. Life of Fund figures are reported as of the inception date to the period indicated.

The management company may be temporarily reimbursing a portion of the fund's expenses. Absent such reimbursement, returns and yields would have been lower. A fund's expense limitation may be terminated at any time.

**For any Government or U.S. Treasury Money Market funds listed:** *You could lose money by investing in a money market fund. Although the fund seeks to preserve the value of your investment at \$1.00 per share, it cannot guarantee it will do so. An investment in the fund is not insured or guaranteed by the Federal Deposit Insurance Corporation or any other government agency. The fund's sponsor has no legal obligation to provide financial support to money market funds and you should not expect that the sponsor will provide financial support to the fund at any time.* Fidelity's government and U.S. Treasury money market funds will not impose a fee upon the sale of your shares, nor temporarily suspend your ability to sell shares if the fund's weekly liquid assets fall below 30% of its total assets because of market conditions or other factors.

**For any Retail (Non Government or U.S. Treasury) Money Market Funds listed:** *You could lose money by investing in a money market fund. Although the fund seeks to preserve the value of your investment at \$1.00 per share, it cannot guarantee it will do so. The Fund may impose a fee upon the sale of your shares or may temporarily suspend your ability to sell shares if the Fund's liquidity falls below required minimums because of market conditions or other factors. An investment in the fund is not insured or guaranteed by the Federal Deposit Insurance Corporation or any other government agency. The fund's sponsor has no legal obligation to provide financial support to money market funds and you should not expect that the sponsor will provide financial support to the fund at any time.*

**For any Institutional Money Market Funds listed:** *You could lose money by investing in a money market fund. Because the share price of the fund will fluctuate, when you sell your shares they may be worth more or less than what you originally paid for them. The Fund may impose a fee upon the sale of your shares or may temporarily suspend your ability to sell shares if the Fund's liquidity falls below required minimums because of market conditions or other factors. An investment in the fund is not insured or guaranteed by the Federal Deposit Insurance Corporation or any other government agency. The fund's sponsor has no legal obligation to provide financial support to money market funds and you should not expect that the sponsor will provide financial support to the fund at any time.*

A money market fund's current yield reflects the current earnings of the fund, while the total return refers to a specific past holding period.

Performance of an index is not illustrative of any particular investment and an investment cannot be made directly in an index.

Generally, among asset classes stocks are more volatile than bonds or short-term instruments and can decline significantly in response to adverse issuer, political, regulatory, market, or economic developments. Although the bond market is also volatile, lower-quality debt securities including leveraged loans generally offer higher yields compared to investment grade securities, but also involve greater risk of default or price changes. Foreign markets can be more volatile than U.S. markets due to increased risks of adverse issuer, political, market or economic developments, all of which are magnified in emerging markets.

**Before investing, consider the funds' investment objectives, risks, charges, and expenses. Contact Fidelity for a prospectus or, if available, a summary prospectus containing this information. Read it carefully.**

For Investment Professional or Plan Sponsor use only.

Fidelity Brokerage Services LLC, Member NYSE, SIPC, 900 Salem Street, Smithfield, RI 02917

© 2016 FMR LLC. All rights reserved. The trademarks and service marks appearing herein are the property of their respective owners



STATE OF RHODE ISLAND

Balance by Fund

Data As Of: 06/30/20

DC Plan Number	DC Plan Short Name	Fund Code	Fund Name	Fund Ticker Symbol	Fund Type	Fund Distinct Count By Participant	Market Value	Asset Percentage
35835	STATE OF RI	338	FID LARGE CAP STOCK	FLCSX	DOMESTIC EQUITY	376	\$8,120,279	4.9%
35835	STATE OF RI	2080	FID CONTRAFUND K	FCNKX	DOMESTIC EQUITY	682	\$40,555,187	24.3%
35835	STATE OF RI	2095	FID LOW PRICED STK K	FLPKX	DOMESTIC EQUITY	441	\$8,815,627	5.3%
35835	STATE OF RI	3019	FID FREEDOM INC K	FNSHX	LIFECYCLE	46	\$1,734,308	1.0%
35835	STATE OF RI	3020	FID FREEDOM 2005 K	FSNJX	LIFECYCLE	10	\$610,606	0.4%
35835	STATE OF RI	3021	FID FREEDOM 2010 K	FSNKX	LIFECYCLE	68	\$3,129,308	1.9%
35835	STATE OF RI	3022	FID FREEDOM 2015 K	FSNLX	LIFECYCLE	46	\$1,956,251	1.2%
35835	STATE OF RI	3023	FID FREEDOM 2020 K	FSNOX	LIFECYCLE	216	\$14,496,024	8.7%
35835	STATE OF RI	3024	FID FREEDOM 2025 K	FSNPX	LIFECYCLE	114	\$5,040,620	3.0%
35835	STATE OF RI	3025	FID FREEDOM 2030 K	FSNQX	LIFECYCLE	259	\$13,699,533	8.2%
35835	STATE OF RI	3026	FID FREEDOM 2035 K	FSNUX	LIFECYCLE	88	\$3,424,443	2.1%
35835	STATE OF RI	3027	FID FREEDOM 2040 K	FSNVX	LIFECYCLE	67	\$1,750,847	1.1%
35835	STATE OF RI	3028	FID FREEDOM 2045 K	FSNZX	LIFECYCLE	69	\$1,448,424	0.9%
35835	STATE OF RI	3029	FID FREEDOM 2050 K	FNSBX	LIFECYCLE	63	\$373,745	0.2%
35835	STATE OF RI	3030	FID FREEDOM 2055 K	FNSDX	LIFECYCLE	55	\$861,217	0.5%
35835	STATE OF RI	3031	FID FREEDOM 2060 K	FNSFX	LIFECYCLE	29	\$126,341	0.1%
35835	STATE OF RI	BLNK	BROKERAGELINK		OTHER	115	\$12,827,836	7.7%
35835	STATE OF RI	OE9Q	VAN FTSE SOC IDX ADM	VFTAX	DOMESTIC EQUITY	168	\$1,563,426	0.9%
35835	STATE OF RI	OF1P	PIM TOTAL RT INST	PTTRX	BOND	236	\$7,870,998	4.7%
35835	STATE OF RI	OGMU	TRP STABLE VALUE A		STABLE VALUE	382	\$8,897,998	5.3%
35835	STATE OF RI	OK26	INVESCO DIVRS DIV R6	LCEFX	DOMESTIC EQUITY	113	\$2,028,573	1.2%
35835	STATE OF RI	OMF4	SS GACEQ EXUS IDX II		INTERNATIONAL EQUITY	210	\$1,979,814	1.2%
35835	STATE OF RI	OMF5	SS RSL SMMDCP IDX II		DOMESTIC EQUITY	310	\$3,603,474	2.2%
35835	STATE OF RI	OMF6	SS S&P 500 INDEX II		DOMESTIC EQUITY	460	\$12,925,437	7.8%
35835	STATE OF RI	OMF7	SS US BOND INDX XIV		BOND	236	\$4,102,810	2.5%
35835	STATE OF RI	OUBE	AF EUROPAC GROWTH R6	RERGX	INTERNATIONAL EQUITY	355	\$4,707,874	2.8%

\$166,651,002

# PERFORMANCE UPDATE

## Voya Retirement Insurance and Annuity Company

### State of RI 457 Plan

**Average Annual Total Returns as of: 06/30/2020** (shown in percentages)

Variable annuities and mutual funds offered through a retirement plan are intended as long-term investments designed for retirement purposes. Money distributed from a 403(b) plan, 401(a)(k) plan, or a 457 plan will be taxed as ordinary income in the year the money is distributed. Early withdrawals from a 403(b) plan and a 401(a)(k) plan, if taken prior to age 59 1/2, will be subject to the IRS 10% premature distribution penalty tax, unless an exception applies. This IRS premature distribution penalty tax does not apply to 457 plans. Account values fluctuate with market conditions, and when surrendered the principal may be worth more or less than the original amount invested.

**The performance data quoted represents past performance. Past performance does not guarantee future results. For month-end performance which may be lower or higher than the performance data shown please call 800-232-5422. Investment return and principal value of an investment will fluctuate so that, when sold, an investment may be worth more or less than the original cost.**

The below investment options are in Separate Account D. Please note that the figures do not include an adjustment for the Voya Administrative Fund Fee (where applicable) and the deduction of the Daily Asset Charge from the Separate Account (if applicable), or other applicable contract charges. If these fees and charges were included, performance would be less favorable.

The returns assume reinvestment of all dividends (ordinary income and capital gains) and are net of management fees and other fund operating expenses.

**You should consider the investment objectives, risks and charges, and expenses of the funds carefully before investing. The prospectus contains this and other information. Anyone who wishes to obtain a free copy of the fund prospectuses may call their Voya representative or the number above. Please read the prospectus carefully before investing.**

Returns less than one year are not annualized. Fund Inception Date is the date of inception for the underlying fund, and is the date used in calculating the periodic returns. This date may also precede the portfolio's inclusion in the product.

	Fund Benchmark ID (BM)	1-Mo Fund BM	3-Mo Fund BM	YTD Fund BM	1-Yr Fund BM	3-Yr Fund BM	5-Yr Fund BM	10-Yr Fund BM	Incept	Fund Inception Date	Gross Fund Exp %*	Net Fund Exp %*						
Investment Options																		
Stability of Principal																		
Stability of Principal																		
Voya Fixed Account - 457/401 II A - 4573 (18)(19)	MFR	0.11	0.00	0.33	0.04	0.72	0.30	1.55	1.12	1.68	1.28	1.81	1.50	2.14	0.76			
Bonds																		
High Yield Bond																		
PGIM High Yield Fund - Class Z - 2482	BCUSH1IC	0.88	0.91	10.66	10.17	-5.04	-4.29	-0.59	-0.51	3.65	3.12	5.11	4.65	6.74	6.57	03/01/1996	0.54	0.54
Inflation-Protected Bond																		





Investment Options	Fund Benchmark ID (BM)	1-Mo		3-Mo		YTD		1-Yr		3-Yr		5-Yr		10-Yr		Incept	Fund Inception Date	Gross Fund Exp %*	Net Fund Exp %*
		Fund	BM	Fund	BM	Fund	BM	Fund	BM	Fund	BM	Fund	BM	Fund	BM				
PIMCO Real Return Fund - Institutional Class - 2695	LBUSTIPS	1.36	1.12	5.39	4.24	6.20	6.01	8.39	8.28	4.95	5.05	3.74	3.75	3.50	3.52		01/29/1997	0.98	0.98
<b>Intermediate Core-Plus Bond</b>																			
Voya Intermediate Bond Fund - Class I - 238 (1)(2)	LEHM	1.15	0.63	6.09	2.90	4.37	6.14	7.37	8.74	5.16	5.32	4.66	4.30	5.01	3.82		12/15/1998	0.36	0.36
<b>Intermediate-Term Bond</b>																			
State Street U.S. Bond Index SL Series Fund - Class XIV CIT - C925	LEHM	0.65	0.63	2.99	2.90	6.29	6.14	8.88	8.74	5.38	5.32	4.33	4.30	3.83	3.82		01/02/2004	0.02	0.01
<b>Asset Allocation</b>																			
<b>Lifecycle</b>																			
Voya Solution 2020 Portfolio - Initial Class - 6750 (3)(4)	SPT2020	1.33	1.53	9.80	10.65	0.39	-1.03	4.54	4.33	5.59	5.45	5.67	5.56			8.16	10/03/2011	0.87	0.72
Voya Solution 2025 Portfolio - Initial Class - 790 (4)(5)	SPT2025	1.69	1.76	13.96	12.25	-2.39	-2.27	3.24	3.66	5.41	5.57	5.55	5.82	8.20	8.31		04/29/2005	0.85	0.78
Voya Solution 2030 Portfolio - Initial Class - 6753 (4)(6)	SPT2030	1.94	1.97	15.40	13.94	-3.55	-3.58	2.74	2.92	5.50	5.62	5.81	6.02			9.46	10/03/2011	0.94	0.79
Voya Solution 2035 Portfolio - Initial Class - 761 (4)(7)	SP2035	2.07	2.20	16.77	15.55	-5.26	-4.90	1.44	2.12	5.19	5.61	5.60	6.17	8.87	9.16		04/29/2005	0.90	0.83
Voya Solution 2040 Portfolio - Initial Class - 6756 (4)(8)	SPT2040	2.35	2.35	18.22	16.66	-5.42	-5.78	1.69	1.56	5.32	5.61	5.93	6.28			10.28	10/03/2011	1.01	0.83
Voya Solution 2045 Portfolio - Initial Class - 764 (4)(9)	SP2045	2.40	2.46	19.12	17.29	-6.41	-6.35	0.90	1.20	4.92	5.56	5.49	6.34	9.26	9.61		04/29/2005	0.92	0.86
Voya Solution 2050 Portfolio - Initial Class - 6759 (4)(10)	SPT2050	2.48	2.50	19.27	17.61	-6.56	-6.57	0.86	1.05	4.94	5.57	5.77	6.42			10.26	10/03/2011	1.03	0.86
Voya Solution 2055 Portfolio - Initial Class - 1166 (4)(11)	SPT2055	2.56	2.54	19.67	17.76	-6.85	-6.78	0.65	0.89	4.87	5.54	5.50	6.45	9.31	9.87		03/08/2010	0.93	0.86
Voya Solution 2060 Portfolio - Initial Class - 3290 (4)(12)	SPT2060	2.61	2.56	19.75	17.93	-6.94	-6.67	0.57	1.08	4.83	5.71	5.61	6.58			5.68	02/09/2015	1.13	0.87
Voya Solution Income Portfolio - Initial Class - 767 (4)(13)	SPTREIN	1.34	1.24	9.67	8.18	0.66	0.95	4.68	5.40	5.05	5.17	4.78	4.70	5.80	5.54		04/29/2005	0.80	0.68
<b>Balanced</b>																			
<b>Allocation--50% to 70% Equity</b>																			
VY® T. Rowe Price Capital Appreciation Portfolio - Inst - 1257	SPXLBGC	0.10	1.54	13.67	13.66	0.10	1.37	6.30	9.08	9.95	8.96	9.81	8.48	12.15	10.15		01/24/1989	0.64	0.64
<b>Large Cap Value</b>																			
<b>Large Blend</b>																			
Vanguard® FTSE Social Index Fund - Admiral™ Shares - D591	FTSE4GUSS	3.01	3.01	23.37	23.38	-1.24	-1.22	11.20	11.28	12.67	12.75	11.63	11.73	14.86	14.99		05/31/2000	0.14	0.14
Voya Growth and Income Portfolio - Class I - 001 (14)	SPXRE	2.25	1.99	20.22	20.54	-5.36	-3.08	3.82	7.51	8.24	10.73	8.34	10.73	11.99	13.99		12/31/1979	0.63	0.58
Voya U.S. Stock Index Portfolio - Institutional Class - 829	SPXRE	1.98	1.99	20.51	20.54	-3.18	-3.08	7.27	7.51	10.46	10.73	10.43	10.73	13.69	13.99		05/03/2004	0.27	0.27
<b>Large Value</b>																			
BlackRock Equity Dividend Fund - Institutional Shares - 8518 (15)	RS1000V	-0.17	-0.66	14.03	14.29	-13.71	-16.26	-4.66	-8.84	3.88	1.82	6.93	4.64	10.61	10.41		11/29/1988	0.71	0.71
<b>Large Cap Growth</b>																			
<b>Large Growth</b>																			
Voya Large Cap Growth Portfolio - Institutional Class - 742 (16)	RS1000G	3.07	4.35	24.37	27.84	6.56	9.81	18.59	23.28	16.54	18.99	13.98	15.89	16.39	17.23		05/03/2004	0.71	0.67
<b>Small/Mid/Specialty</b>																			
<b>Mid-Cap Growth</b>																			

See Performance Introduction Page for Important Information

Investment Options	Fund Benchmark ID (BM)	1-Mo		3-Mo		YTD		1-Yr		3-Yr		5-Yr		10-Yr		Incept	Fund Inception Date	Gross Fund Exp %*	Net Fund Exp %*
		Fund	BM	Fund	BM	Fund	BM	Fund	BM	Fund	BM	Fund	BM	Fund	BM				
Principal MidCap Fund - Class R-6 - C906	RSMID	1.17	1.80	24.89	24.61	-4.89	-9.13	4.36	-2.24	12.19	5.79	11.13	6.76	15.29	12.35		12/06/2000	0.60	0.60
<b>Small Blend</b>																			
State Street Russell Small Mid Cap Index SL Fund - Class II - QF52		3.92		30.68		-5.81		0.87		6.41		6.79		12.26			08/29/1997	0.02	0.02
Voya Small Company Portfolio - Class I - 042 (17)	RS2000	1.70	3.53	22.49	25.42	-16.83	-12.98	-10.53	-6.63	-1.60	2.01	2.85	4.29	9.67	10.50		12/27/1996	0.90	0.90
<b>Global / International</b>																			
<b>Foreign Large Blend</b>																			
State Street Global All Cap Eq Ex-U.S. Ind SL Srs F - II CIT - D937		4.72		18.33		-10.77		-4.19								1.33	05/31/2019	0.06	0.05
<b>Foreign Large Growth</b>																			
American Funds EuroPacific Growth Fund® - Class R-4 - 573	MSCIXUS	5.57	4.52	22.66	16.12	-4.96	-11.00	2.79	-4.80	4.39	1.13	4.54	2.26	7.10	4.97		04/16/1984	0.84	0.84

The risks of investing in small company stocks may include relatively low trading volumes, a greater degree of change in earnings and greater short-term volatility.

Foreign investing involves special risks such as currency fluctuation and public disclosure, as well as economic and political risks.

Some of the Funds invest in securities guaranteed by the U.S. Government as to the timely payment of principal and interest; however, shares of the Funds are not insured nor guaranteed.

High yielding fixed-income securities generally are subject to greater market fluctuations and risks of loss of income and principal than are investments in lower yielding fixed-income securities.

Sector funds may involve greater-than average risk and are often more volatile than funds holding a diversified portfolio of stocks in many industries. Examples include: banking, biotechnology, chemicals, energy, environmental services, natural resources, precious metals, technology, telecommunications, and utilities.

\*The Gross Expense Ratios shown do not reflect any temporary fee or expense waivers that may be in effect for a fund. The performance of a fund with a temporary fee or expense waiver would have been lower if the gross fund fees / expenses listed had been reflected.

# PERFORMANCE UPDATE

## Voya Retirement Insurance and Annuity Company

### State of RI 457 Plan

### Separate Account D

**Average Annual Total Returns as of: 06/30/2020** (shown in percentages)

Variable annuities and funding agreements are long-term investment vehicles designed for retirement purposes which allow you to allocate contributions among variable investment options that have the potential to grow tax-deferred with an option to receive a stream of income at a later date.

**The performance data quoted represents past performance. Past performance does not guarantee future results. For month-end performance which may be lower or higher than the performance data shown please call 800-232-5422. Investment return and principal value of an investment will fluctuate so that, when sold, an investment may be worth more or less than the original cost.**

These numbers reflect total Separate Account charges, ranging from 0.09% to 0.44% on an annual basis. They also assume reinvestment of all dividends (ordinary income and capital gains) and are net of management fees and other fund operating expenses. See "Additional Notes" section for charges by investment option.

**Depending upon the type of contract in which you participate, you have either received disclosure booklets for the separate account and/or fund prospectuses. You should consider the investment objectives, risks and charges, and expenses of the variable product and its underlying fund options carefully before investing. The disclosure booklet contains this and other information. Anyone who wishes to obtain a free copy of the separate account disclosure booklet and/or fund prospectuses may call their Voya representative or the number above. Please read the separate account disclosure booklet and/or the fund prospectuses carefully before investing.**

Returns less than one year are not annualized. Fund Inception Date is the date of inception for the underlying fund, and is the date used in calculating the periodic returns. This date may also precede the portfolio's inclusion in the product.

Investment Options	1-Mo	3-Mo	YTD	1-Yr	3-Yr	5-Yr	10-Yr	Incept	Fund Inception Date
<b>Stability of Principal</b>									
<i>Stability of Principal</i>									
Voya Fixed Account - 457/401 II A - 4573 (18)(19) <i>This fund is not part of the product's separate account.</i>	0.11	0.33	0.72	1.55	1.68	1.81	2.14		
<b>Bonds</b>									
<i>High Yield Bond</i>									
PGIM High Yield Fund - Class Z - 2482	0.87	10.59	-5.13	-0.77	3.45	4.92	6.54		03/01/1996
<i>Inflation-Protected Bond</i>									
PIMCO Real Return Fund - Institutional Class - 2695	1.32	5.27	5.96	7.90	4.49	3.28	3.04		01/29/1997
<i>Intermediate Core-Plus Bond</i>									

	1-Mo	3-Mo	YTD	1-Yr	3-Yr	5-Yr	10-Yr	Incept	Fund Inception Date
<b>Investment Options</b>									
Voya Intermediate Bond Fund - Class I - 238 (1)(2)	1.13	6.01	4.22	7.07	4.87	4.38	4.73		12/15/1998
<b>Intermediate-Term Bond</b>									
State Street U.S. Bond Index SL Series Fund - Class XIV CIT - C925	0.61	2.88	6.06	8.40	4.92	3.88	3.37		01/02/2004
<b>Asset Allocation</b>									
<b>Lifecycle</b>									
Voya Solution 2020 Portfolio - Initial Class - 6750 (3)(4)	1.31	9.76	0.33	4.42	5.47	5.54		8.03	10/03/2011
Voya Solution 2025 Portfolio - Initial Class - 790 (4)(5)	1.68	13.92	-2.45	3.11	5.28	5.43	8.07		04/29/2005
Voya Solution 2030 Portfolio - Initial Class - 6753 (4)(6)	1.93	15.37	-3.61	2.62	5.37	5.68		9.33	10/03/2011
Voya Solution 2035 Portfolio - Initial Class - 761 (4)(7)	2.06	16.73	-5.32	1.32	5.06	5.47	8.74		04/29/2005
Voya Solution 2040 Portfolio - Initial Class - 6756 (4)(8)	2.34	18.19	-5.48	1.57	5.19	5.81		10.15	10/03/2011
Voya Solution 2045 Portfolio - Initial Class - 764 (4)(9)	2.39	19.08	-6.47	0.78	4.79	5.36	9.13		04/29/2005
Voya Solution 2050 Portfolio - Initial Class - 6759 (4)(10)	2.47	19.24	-6.62	0.74	4.82	5.64		10.13	10/03/2011
Voya Solution 2055 Portfolio - Initial Class - 1166 (4)(11)	2.55	19.64	-6.90	0.53	4.74	5.38	9.17		03/08/2010
Voya Solution 2060 Portfolio - Initial Class - 3290 (4)(12)	2.60	19.71	-6.99	0.45	4.70	5.48		5.55	02/09/2015
Voya Solution Income Portfolio - Initial Class - 767 (4)(13)	1.33	9.64	0.60	4.56	4.93	4.66	5.67		04/29/2005
<b>Balanced</b>									
<b>Allocation--50% to 70% Equity</b>									
VY® T. Rowe Price Capital Appreciation Portfolio - Inst - 1257	0.09	13.62	0.02	6.13	9.77	9.64	11.98		01/24/1989
<b>Large Cap Value</b>									
<b>Large Blend</b>									
Vanguard® FTSE Social Index Fund - Admiral™ Shares - D591	2.97	23.24	-1.46	10.71	12.17	11.14	14.36		05/31/2000
Voya Growth and Income Portfolio - Class I - 001 (14)	2.24	20.18	-5.42	3.67	8.09	8.19	11.84		12/31/1979
Voya U.S. Stock Index Portfolio - Institutional Class - 829	1.97	20.47	-3.26	7.10	10.28	10.26	13.51		05/03/2004
<b>Large Value</b>									
BlackRock Equity Dividend Fund - Institutional Shares - 8518 (15)	-0.18	13.98	-13.79	-4.84	3.68	6.73	10.40		11/29/1988
<b>Large Cap Growth</b>									
<b>Large Growth</b>									
Voya Large Cap Growth Portfolio - Institutional Class - 742 (16)	3.06	24.32	6.48	18.42	16.38	13.83	16.23		05/03/2004
<b>Small/Mid/Specialty</b>									
<b>Mid-Cap Growth</b>									
Principal MidCap Fund - Class R-6 - C906	1.13	24.76	-5.10	3.90	11.70	10.65	14.78		12/06/2000
<b>Small Blend</b>									
State Street Russell Small Mid Cap Index SL Fund - Class II - QF52	3.88	30.54	-6.02	0.43	5.94	6.32	11.78		08/29/1997
Voya Small Company Portfolio - Class I - 042 (17)	1.69	22.44	-16.89	-10.66	-1.74	2.71	9.52		12/27/1996
<b>Global / International</b>									
<b>Foreign Large Blend</b>									

Investment Options	1-Mo	3-Mo	YTD	1-Yr	3-Yr	5-Yr	10-Yr	Incept	Fund Inception Date
State Street Global All Cap Eq Ex-U.S. Ind SL Srs F - II CIT - D937	4.68	18.20	-10.97	-4.61				0.89	05/31/2019

**Foreign Large Growth**

American Funds EuroPacific Growth Fund® - Class R-4 - 573	5.56	22.63	-5.00	2.70	4.30	4.44	7.01		04/16/1984
---	------	-------	-------	------	------	------	------	--	------------

The risks of investing in small company stocks may include relatively low trading volumes, a greater degree of change in earnings and greater short-term volatility.

Foreign investing involves special risks such as currency fluctuation and public disclosure, as well as economic and political risks.

Some of the Funds invest in securities guaranteed by the U.S. Government as to the timely payment of principal and interest; however, shares of the Funds are not insured nor guaranteed.

High yielding fixed-income securities generally are subject to greater market fluctuations and risks of loss of income and principal than are investments in lower yielding fixed-income securities.

Sector funds may involve greater-than average risk and are often more volatile than funds holding a diversified portfolio of stocks in many industries. Examples include: banking, biotechnology, chemicals, energy, environmental services, natural resources, precious metals, technology, telecommunications, and utilities.

**Additional Notes**

For a performance report reflecting the charges or more information regarding product expenses, please contact your Voya Representative.

(1)Voya Intermediate Bond Fund - Class I: The adviser is contractually obligated to limit expenses to 0.50% through August 1, 2018. The limitation does not extend to interest, taxes, investment-related costs, leverage expenses, extraordinary expenses, and Acquired Fund Fees and Expenses. This limitation is subject to possible recoupment by the adviser within 36 months of the waiver or reimbursement. Termination or modification of this obligation requires approval by the Fund's board.

(2)Voya Intermediate Bond Fund - Class I has identical investment objectives and policies, the same portfolio manager, and invests in the same holdings as Class A. The performance information above is based upon the Class A performance, excluding sales charges, and has not been adjusted by the fee differences between classes.

(3)Voya Solution 2020 Portfolio - Initial Class: The adviser is contractually obligated to limit expenses to 0.72% of Class I shares through May 1, 2020. The limitation does not extend to interest, taxes, investment-related costs, leverage expenses and extraordinary expenses. This limitation is subject to possible recoupment by the adviser within 36 months of the waiver or reimbursement. Termination or modification of this obligation requires approval by the Portfolio's board.

(4)There is no guarantee that any investment option will achieve its stated objective. Principal value fluctuates and there is no guarantee of value at any time, including the target date. The "target date" is the approximate date when you plan to start withdrawing your money. When your target date is reached, you may have more or less than the original amount invested. For each target date Portfolio, until the day prior to its Target Date, the Portfolio will seek to provide total returns consistent with an asset allocation targeted for an investor who is retiring in approximately each Portfolio's designation Target Year. Prior to choosing a Target Date Portfolio, investors are strongly encouraged to review and understand the Portfolio's objectives and its composition of stocks and bonds, and how the asset allocation will change over time as the target date nears. No two investors are alike and one should not assume that just because they intend to retire in the year corresponding to the Target Date that that specific Portfolio is appropriate and suitable to their risk tolerance. It is recommended that an investor consider carefully the possibility of capital loss in each of the target date Portfolios, the likelihood and magnitude of which will be dependent upon the Portfolio's asset allocation. On the Target Date, the portfolio will seek to provide a combination of total return and stability of principal.

The Voya Solution / Target Date Portfolios<sup>SM</sup> are actively managed and the asset allocation adjusted over time. The portfolios may merge with or change to other portfolios over time. Refer to the prospectus for more information about the specific risks of investing in the various asset classes included in the The Voya Solution / Target Date Portfolios<sup>SM</sup>.

Stocks are more volatile than bonds, and portfolios with a higher concentration of stocks are more likely to experience greater fluctuations in value than portfolios with a higher concentration in bonds. Foreign stocks and small and midcap stocks may be more volatile than large cap stocks. Investing in bonds also entails credit risk and interest rate risk. Generally investors with longer timeframes can consider assuming more risk in their investment portfolio.

**Additional Notes**

(5)Voya Solution 2025 Portfolio - Initial Class: The adviser is contractually obligated to limit expenses to 0.78% of Class I shares through May 1, 2020. The limitation does not extend to interest, taxes, investment-related costs, leverage expenses and extraordinary expenses. This limitation is subject to possible recoupment by the adviser within 36 months of the waiver or reimbursement. Termination or modification of this obligation requires approval by the Portfolio's board.

(6)Voya Solution 2030 Portfolio - Initial Class: The adviser is contractually obligated to limit expenses to 0.79% of Class I shares through May 1, 2020. The limitation does not extend to interest, taxes, investment-related costs, leverage expenses and extraordinary expenses. This limitation is subject to possible recoupment by the adviser within 36 months of the waiver or reimbursement. Termination or modification of this obligation requires approval by the Portfolio's board.

(7)Voya Solution 2035 Portfolio - Initial Class: The adviser is contractually obligated to limit expenses to 0.83% of Class I shares through May 1, 2020. The limitation does not extend to interest, taxes, investment-related costs, leverage expenses and extraordinary expenses. This limitation is subject to possible recoupment by the adviser within 36 months of the waiver or reimbursement. Termination or modification of this obligation requires approval by the Portfolio's board.

(8)Voya Solution 2040 Portfolio - Initial Class: The adviser is contractually obligated to limit expenses to 0.83% of Class I shares through May 1, 2020. The limitation does not extend to interest, taxes, investment-related costs, leverage expenses and extraordinary expenses. This limitation is subject to possible recoupment by the adviser within 36 months of the waiver or reimbursement. Termination or modification of this obligation requires approval by the Portfolio's board.

(9)Voya Solution 2045 Portfolio - Initial Class: The adviser is contractually obligated to limit expenses to 0.86% of Class I shares through May 1, 2020. The limitation does not extend to interest, taxes, investment-related costs, leverage expenses and extraordinary expenses. This limitation is subject to possible recoupment by the adviser within 36 months of the waiver or reimbursement. Termination or modification of this obligation requires approval by the Portfolio's board.

(10)Voya Solution 2050 Portfolio - Initial Class: The adviser is contractually obligated to limit expenses to 0.86% of Class I shares through May 1, 2020. The limitation does not extend to interest, taxes, investment-related costs, leverage expenses and extraordinary expenses. This limitation is subject to possible recoupment by the adviser within 36 months of the waiver or reimbursement. Termination or modification of this obligation requires approval by the Portfolio's board.

(11)Voya Solution 2055 Portfolio - Initial Class: The adviser is contractually obligated to limit expenses to 0.86% of Class I shares through May 1, 2020. The limitation does not extend to interest, taxes, investment-related costs, leverage expenses and extraordinary expenses. This limitation is subject to possible recoupment by the adviser within 36 months of the waiver or reimbursement. Termination or modification of this obligation requires approval by the Portfolio's board.

(12)Voya Solution 2060 Portfolio - Initial Class: The adviser is contractually obligated to limit expenses to 0.87% for Class I shares through May 1, 2020. The limitation does not extend to interest, taxes, investment-related costs, leverage expenses and extraordinary expenses. This limitation is subject to possible recoupment by the adviser within 36 months of the waiver or reimbursement. Termination or modification of this obligation requires approval by the Portfolio's board.

(13)Voya Solution Income Portfolio - Initial Class: The adviser is contractually obligated to limit expenses to 0.68% for Class I shares through May 1, 2020. The limitation does not extend to interest, taxes, investment-related costs, leverage expenses and extraordinary expenses. This limitation is subject to possible recoupment by the adviser within 36 months of the waiver or reimbursement. Termination or modification of this obligation requires approval by the Portfolio's board.

(14)Voya Growth and Income Portfolio - Class I: The adviser is contractually obligated to limit expenses to 0.70% for Class I shares through May 1, 2020. The limitation does not extend to interest, taxes, investment-related costs, leverage expenses, extraordinary expenses and Acquired Fund Fees and Expenses. This limitation is subject to possible recoupment by the adviser within 36 months of the waiver or reimbursement. The adviser is contractually obligated to waive 0.045% of the management fee through May 1, 2020. Termination or modification of these obligations requires approval by the Portfolio's board.

(15)BlackRock Equity Dividend Fund - Institutional Shares: As described in the "Management of the Fund" section of the Fund's prospectus beginning on page 39, BlackRock has contractually agreed to waive the management fee with respect to any portion of the Fund's assets estimated to be attributable to investments in other equity and fixed-income mutual funds and exchange-traded funds managed by BlackRock or its affiliates that have a contractual management fee, through November 30, 2018. The contractual agreement may be terminated upon 90 days' notice by a majority of the non-interested trustees of the Fund or by a vote of a majority of the outstanding voting securities of the Fund. The Total Annual Fund Operating Expenses do not correlate to the ratio of expenses to average net assets given in the Fund's most recent annual report which does not include Acquired Fund Fees and Expenses.

**Additional Notes**

(16)Voya Large Cap Growth Portfolio - Institutional Class: The adviser is contractually obligated to limit expenses to 0.67% through May 1, 2019. The limitation does not extend to interest, taxes, investment-related costs, leverage expenses, extraordinary expenses, and Acquired Fund Fees and Expenses. Termination or modification of this obligation requires approval by the Portfolio's board.

(17)Voya Small Company Portfolio - Class I: The adviser is contractually obligated to limit expenses to 0.93% through May 1, 2019. The limitation does not extend to interest, taxes, investment-related costs, leverage expenses, extraordinary expenses, and Acquired Fund Fees and Expenses. This limitation is subject to possible recoupment by the adviser within 36 months of the waiver or reimbursement. Termination or modification of this obligation requires approval by the Portfolio's board.

These numbers reflect the fund's investment advisory fees, other fund expenses, and the annual deduction from the Separate Account as stated below:

American Funds EuroPacific Grw R4: 0.09%

Voya Growth and Income Port I, Voya Large Cap Growth Port Inst, Voya Small Company Portfolio I: 0.14%

VY TRowePrice Captl Apprec Pt Inst, Voya U.S. Stock Index Port Inst: 0.16%

BlackRock Equity Dividend Fund Inst, PGIM High Yield Fund Z: 0.19%

Voya Intermediate Bond Fund I: 0.27%

PIMCO Real Return Fund Inst, Principal MidCap Fund R6, St Str Gl A Cp Eq Ex US In SL S F II, St Str Russell Sm/Md Cp Ind SL Fd II, St Str US Bond Index SL Fd XIV, Vanguard FTSE Social Index Fund Adm: 0.44%

All Other funds: 0.12%

(18)The current rate for the Voya Fixed Account - 457/401 II A MC 901, Fund 4573 is 1.35%, expressed as an annual effective yield. The current rate may change and be higher or lower than the previously identified rate but is guaranteed not to be less than 1.00%. VRIAC will not apply a decrease to the current rate following a rate change initiated solely by us prior to the last day of the three-month period measured from the first day of the month in which such change was effective. Note: The current rate for an initial investment in the fixed account previously identified may be in effect for less than a full three-month period.

(19)The Investment Option is neither a mutual fund nor part of a Separate Account. The returns listed do not include the impact of contract charges. Please refer to the contract or disclosure book to determine which Fixed Interest Options are available for your specific plan. The Investment Option is offered through Voya Retirement Insurance and Annuity Company.

The returns do not reflect the impact of a Deferred Surrender Charge. If included, performance would be less favorable.

Not all investments options are available under all contracts; please check your disclosure booklet for options available under your plan.

<b>Benchmark ID</b>	<b>Benchmark Description</b>
BCUSH1IC	BBgBarc US HY 1% Issuer Cap TR USD
FTSE4GUSS	FTSE 4Good US Select Index measures the performance of companies that meet globally recognized corporate responsibility standards, and to facilitate investment in those companies.
LBUSTIPS	BBgBarc Capital U.S. Treasury U.S. TIPS Index measures the performance of rulesbased, market value-weighted inflation-protected securities issued by the U.S. Treasury. It is a subset of the Global Inflation-Linked Index (Series-L).
LEHM	BBgBarc U.S. Aggregate Bond Index measures the performance of investment grade, U.S. dollar-denominated, fixed-rate taxable bond market, including Treasuries, government-related and corporate securities, MBS (agency fixed-rate and hybrid ARM passthroughs), ABS, and CMBS. It rolls up into other Barclays flagship indices, such as the multi-currency Global Aggregate Index and the U.S. Universal Index, which includes high yield and emerging markets debt.
MFR	MFR Money Market Index is comprised of returns which are based upon historical average 30-day compound yields on a universe of taxable money market funds. The data for the universe, which includes approximately 980 funds, is compiled by iMoneynet, Inc. Goal of ING Fixed Account - 457/401 is to outperform the MFR by 150 - 200 basis points over 3 - 5 year time periods.
MSCIXUS	MSCI ACWI (All Country World Index) ex USA Index measures the performance of the large and mid-cap segment of the particular regions, excluding USA equity securities,including developed and emerging market. It is free float-adjusted market-capitalization weighted.

See Performance Introduction Page for Important Information

<b>Benchmark ID</b>	<b>Benchmark Description</b>
RS1000G	Russell 1000 Growth Index measures the performance of the large-cap growth segment of the U.S. equity securities. It includes the Russell 1000 index companies with higher price-to-book ratios and higher forecasted growth values. It is market-capitalization weighted.
RS1000V	Russell 1000 Value Index measures the performance of the large-cap value segment of the U.S. equity securities. It includes the Russell 1000 index companies with lower price-to-book ratios and lower expected growth values. It is market-capitalization weighted.
RS2000	Russell 2000 Index measures the performance of the small-cap segment of the U.S. equity universe. It is a subset of the Russell 3000 and includes approximately 2000 of the smallest securities based on a combination of their market cap and current index membership.
RSMID	Russell Mid-Cap Index measures the performance of the mid-cap segment of the U.S. equity universe. It is a subset of Russell 1000 index and includes approximately 800 of the smallest securities based on a combination of their market cap and current index membership. The index represents approximately 31% of the total market capitalization of the Russell 1000 companies.
SP2035	S&P Target Date 2035 Index measures the performance of a portfolio of multi-asset including equities, fixed income and commodities. The index has target retirement date of 2035, and belongs to S&P Target Date Index Series which comprises eleven indexes with different target retirement date. Each index in this series is determined once a year through survey of large fund management companies that offer target date products.
SP2045	S&P Target Date 2045 Index measures the performance of a portfolio of multi-asset including equities, fixed income and commodities. The index has target retirement date of 2045, and belongs to S&P Target Date Index Series which comprises eleven indexes with different target retirement date. Each index in this series is determined once a year through survey of large fund management companies that offer target date products.
SPT2020	S&P Target Date 2020 Index measures the performance of a portfolio of multi-asset including equities, fixed income and commodities. The index has target retirement date of 2020, and belongs to S&P Target Date Index Series which comprises eleven indexes with different target retirement date. Each index in this series is determined once a year through survey of large fund management companies that offer target date products.
SPT2025	S&P Target Date 2025 Index measures the performance of a portfolio of multi-asset including equities, fixed income and commodities. The index has target retirement date of 2025, and belongs to S&P Target Date Index Series which comprises eleven indexes with different target retirement date. Each index in this series is determined once a year through survey of large fund management companies that offer target date products.
SPT2030	S&P Target Date 2030 Index measures the performance of a portfolio of multi-asset including equities, fixed income and commodities. The index has target retirement date of 2030, and belongs to S&P Target Date Index Series which comprises eleven indexes with different target retirement date. Each index in this series is determined once a year through survey of large fund management companies that offer target date products.
SPT2040	S&P Target Date 2040 Index measures the performance of a portfolio of multi-asset including equities, fixed income and commodities. The index has target retirement date of 2040, and belongs to S&P Target Date Index Series which comprises eleven indexes with different target retirement date. Each index in this series is determined once a year through survey of large fund management companies that offer target date products.
SPT2050	S&P Target Date 2050 Index measures the performance of a portfolio of multi-asset including equities, fixed income and commodities. The index has target retirement date of 2050, and belongs to S&P Target Date Index Series which comprises eleven indexes with different target retirement date. Each index in this series is determined once a year through survey of large fund management companies that offer target date products.
SPT2055	S&P Target Date 2055+ Index measures the performance of a portfolio of multi-asset including equities, fixed income and commodities. The index has target retirement date of 2055, and belongs to S&P Target Date Index Series which comprises eleven indexes with different target retirement date. Each index in this series is determined once a year through survey of large fund management companies that offer target date products.
SPT2060	S&P Target Date 2060+ TR USD - description is not available.
SPTREIN	S&P Target Date Retirement Income Index measures the performance of a portfolio of multi-asset including equities, fixed income and commodities. The index belongs to S&P Target Date Index Series which comprises eleven indexes with different target retirement date. Each index in this series is determined once a year through survey of large fund management companies that offer target date products.



See Performance Introduction Page for Important Information

**Benchmark ID**

SPXLBGC

SPXRE

**Benchmark Description**

S&P 500 60% / Barclays Capital Corp/Gov Bond Index 40% consists of a mix of 60% of an unmanaged stock index (The Standard & Poor's 500) and 40% of an unmanaged bond index (Barclays Capital Gov't Corp. Bond Index).

S&P 500 Index measures the performance of 500 widely held stocks in U.S. equity market. Standard and Poor's chooses member companies for the index based on market size, liquidity and industry group representation. Included are the stocks of industrial, financial, utility, and transportation companies. Since mid 1989, this composition has been more flexible and the number of issues in each sector has varied. The index is market capitalization-weighted.

## Section XVI.

---

### OPEB Trust



# Total Performance Summary

Report ID: IPM0005

Reporting Currency: USD

## TOTAL NET OF FEES

6/30/2020

							Annualized				
Account Name Benchmark Name	Market Value	% of Total	Month	YTD	Fiscal YTD	1 Year	3 Years	5 Years	10 Years	ITD	Inception Date
Mackay Shields OPEB	144,749,473.7	35.8	1.04	6.33	8.96	8.96	5.31	4.21		3.34	5/1/2013
Bloomberg Barclays U.S. Aggregate Bond Index			0.63	6.14	8.74	8.74	5.32	4.30		3.38	5/1/2013
SSGA S&P 500 INDX	259,093,032.1	64.2	2.07	-2.88	7.71	7.71	10.71	10.74		12.17	5/1/2011
S&P 500 - Total Return Index			1.99	-3.08	7.51	7.51	10.73	10.73		11.69	5/1/2011
<b>Total OPEB</b>	<b>403,842,505.8</b>	<b>100.0</b>	<b>1.68</b>	<b>0.36</b>	<b>8.36</b>	<b>8.36</b>	<b>8.95</b>	<b>8.57</b>		<b>8.98</b>	<b>5/1/2011</b>
OPEB Custom Blend <sup>1</sup>			1.51	0.50	8.49	8.49	9.18	8.72		8.49	5/1/2011

END NOTES

6/30/2020

1	RI7GX0903OPE	OPEB Custom Blend	35% Barclays Aggregate and 65% S&P 500
---	--------------	-------------------	--

**TOTAL NET OF FEES**
**6/30/2020**

Account Name Benchmark Name	Market Value	% of Total	YTD	Month	Cumulative		2019	2018	2017	Inception Date
					5/1/2020 - 5/31/2020	4/1/2020 - 4/30/2020				
Mackay Shields OPEB	144,749,473.7	35.8	6.33	1.04	0.71	2.15	8.91	-0.54	3.78	5/1/2013
Bloomberg Barclays U.S. Aggregate Bond Index			6.14	0.63	0.47	1.78	8.72	0.01	3.54	5/1/2013
SSGA S&P 500 INDX	259,093,032.1	64.2	-2.88	2.07	4.75	12.81	31.19	-4.42	21.80	5/1/2011
S&P 500 - Total Return Index			-3.08	1.99	4.76	12.82	31.49	-4.38	21.83	5/1/2011
<b>Total OPEB</b> <sup>1</sup>	<b>403,842,505.8</b>	<b>100.0</b>	<b>0.36</b>	<b>1.68</b>	<b>3.20</b>	<b>8.48</b>	<b>22.99</b>	<b>-2.85</b>	<b>15.32</b>	<b>5/1/2011</b>
OPEB Custom Blend <sup>2</sup>			0.50	1.51	3.26	8.95	23.33	-2.58	15.14	5/1/2011

## END NOTES

6/30/2020

- |   |              |                   |  |
|---|--------------|-------------------|--|
| 1 | RI7G10000000 | Total OPEB        | YTD - Calendar Year to Date<br>Month - Current Month<br>Cumulative Months - Prior Month and Second Prior Month |
| 2 | RI7GX0903OPE | OPEB Custom Blend | 2013, 2012, 2011 - Calendar Year<br>65% S&P 500 and 35% Barclays Aggregate                                     |

# Employees' Retirement System of Rhode Island



## 10.4. Retirement Application Processing Report

For Report



# Pension Application Processing Report as of 8/31/2020

## For Month of June 20

	Teachers	State Employees	Municipal Employees	Totals
<b>Total Outstanding</b>				
Less than 0	69	23	11	103
0-30 Days	2	17	3	22
30-60 Days	-	3	2	5
60-90 Days	-	-	1	1
90-120 Days	-	-	-	-
120 + Days	2	7	-	9
<b>Total</b>	<u>73</u>	<u>50</u>	<u>17</u>	<u>140</u>

## For Month of July 20

	Teachers	State Employees	Municipal Employees	Totals
<b>Total Outstanding</b>				
Less than 0	15	19	5	39
0-30 Days	69	23	29	121
30-60 Days	-	3	4	7
60-90 Days	-	1	-	1
90-120 Days	-	1	-	1
120 + Days	2	6	-	8
<b>Total</b>	<u>86</u>	<u>53</u>	<u>38</u>	<u>177</u>

## For Month of August 20

	Teachers	State Employees	Municipal Employees	Totals
<b>Total Outstanding</b>				
Less than 0	14	22	4	40
0-30 Days	9	14	3	26
30-60 Days	64	7	22	93
60-90 Days	1	2	1	4
90-120 Days	-	-	-	-
120 + Days	1	6	-	7
<b>Total</b>	<u>89</u>	<u>51</u>	<u>30</u>	<u>170</u>

	Teachers	State Employees	Municipal Employees	Totals
<b>Total Processed</b>				
September 19	62	31	27	120
October 19	50	28	49	127
November 19	13	28	16	57
December 19	11	41	25	77
January 20	6	25	15	46
February 20	14	34	28	76
March 20	13	50	33	96
April 20	16	32	17	65
May 20	9	19	11	39
June 20	8	42	17	67
July 20	56	42	13	111
August 20	68	35	41	144
<b>Total (rolling year)</b>	<u>326</u>	<u>407</u>	<u>292</u>	<u>1,025</u>
<b>Total (since 07/01/03)</b>	<u>7,096</u>	<u>8,246</u>	<u>4,365</u>	<u>19,707</u>

## Fiscal Year Totals

	Teachers	State Employees	Municipal Employees	Totals
FY 2004 Total	689	665	199	1,553
FY 2005 Total	534	574	256	1,364
FY 2006 Total	493	507	221	1,221
FY 2007 Total	462	464	239	1,165
FY 2008 Total	409	659	195	1,263
FY 2009 Total	565	1,368	303	2,236
FY 2010 Total	562	283	263	1,108
FY 2011 Total	325	261	302	888
FY 2012 Total	458	346	292	1,096
FY 2013 Total	369	334	276	979
FY 2014 Total	266	311	209	786
FY 2015 Total	271	375	192	838
FY 2016 Total	301	345	262	908
FY 2017 Total	311	378	239	928
FY 2018 Total	300	570	269	1,139
FY 2019 Total	308	324	313	945
FY 2020 Total	349	405	281	1,035
FY 2021 Total	124	77	54	255