



# Capital Cities

INSTITUTIONAL INVESTING MADE PERSONAL



## CollegeBound 529 and CollegeBound Saver Investment Menu Enhancements

July 30, 2025

---

# Investment Menu Enhancements

## Overview

- Invesco proposed the following enhancements to the CollegeBound Program:
  - **Add Invesco Value Opportunities (VVOSX) to CollegeBound 529 as an Individual Portfolio and as an underlying component of the Year of Enrollment and Target Risk Portfolios.**
  - **Replace Invesco MSCI World SRI Index with Invesco MSCI Global Climate 500 (KLMT) in CollegeBound 529's Individual Portfolios, and as the underlying fund of CollegeBound Saver's Global Responsible Equity Portfolio.**
- Capital Cities conducted due diligence calls with the Invesco Value Opportunities and Invesco MSCI Global Climate 500 teams on June 17<sup>th</sup>, analyzing the Funds per the Investment Policy Statement's qualitative and quantitative guidelines.
- Capital Cities favorably views Invesco's proposed investment menu changes.
- Due diligence findings are detailed within this presentation.

Note: Bolded items require the SIC's vote.

# Invesco Value Opportunities

## New Portfolio/Exposure

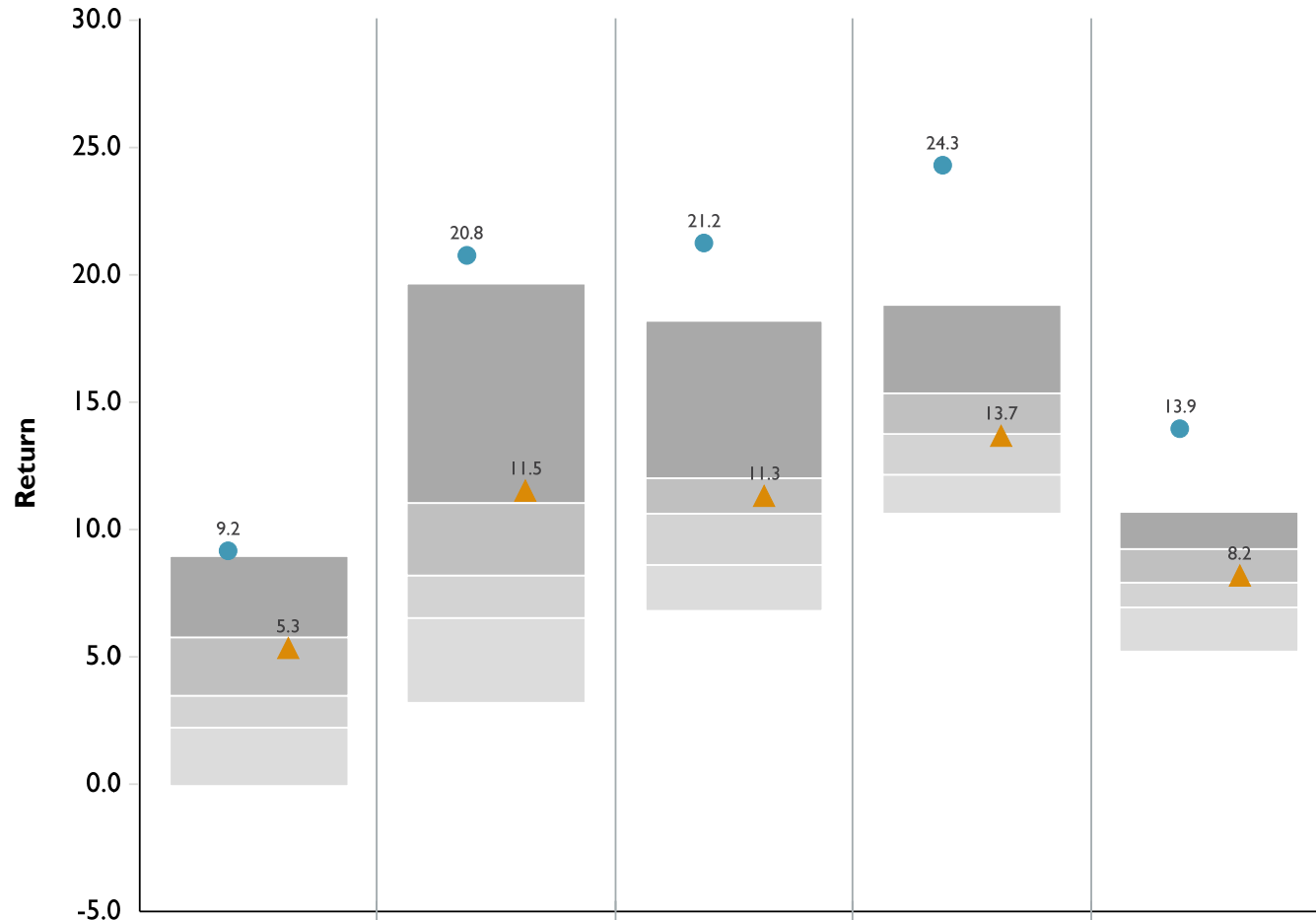
- The Invesco Value Opportunities Fund will complement CollegeBound 529's Invesco Discovery Mid Cap Growth offering/exposure.
- The Fund exhibits strong qualitative and quantitative characteristics, including well-tenured portfolio managers, solid philosophy/process, favorable short- and long-term performance, and low cost.
- Impacted Assets:
  - Year of Enrollment & Target Risk Portfolios: 0.0%-2.8% of Assets
  - Individual Portfolio: N/A (New Portfolio)

Organization	Invesco
Product Name	Value Opportunities
Product Inception Date	June 25, 2001 (2018 Inception of Mid Cap Value Focus)
Firm Information	Invesco is an independent global investment management firm established in 1935, managing \$1.8 trillion in assets across retail and institutional markets. Invesco offers a wide range of financial products, including ETFs, mutual funds, and closed-end funds. The portfolio management team is located in Houston, Texas.
Investment Philosophy/Stock Selection	The portfolio management team utilizes a fundamental, bottom-up approach to investing. The Fund seeks to provide investors exposure to mid-cap companies whose stock price has become disconnected from the intrinsic value of the business. Maintaining a longer-term investment horizon allows this traditional approach to value investing to play out across cycles.
# of holdings	76
% in Top Ten	25.9%
Turnover	47%
Benchmark Awareness	Benchmark agnostic. No position size over 5%. No more than 25% in any sub-industry level. Foreign exposure is limited to 25%. Cash is maintained below 5%.
Average Market Cap	\$24.6 billion
Key Professionals	Jonathan Edwards (Lead Portfolio Manager since 2018), Jonathan Mueller (2006)
Assets In Product	\$4.9 billion
Vehicle/Ticker	Mutual Fund: R6 Share Class (VVOSX)
Fee	69 bps

# Performance Charts

## Various Period Returns vs. Mid-Cap Value

As of June 30, 2025

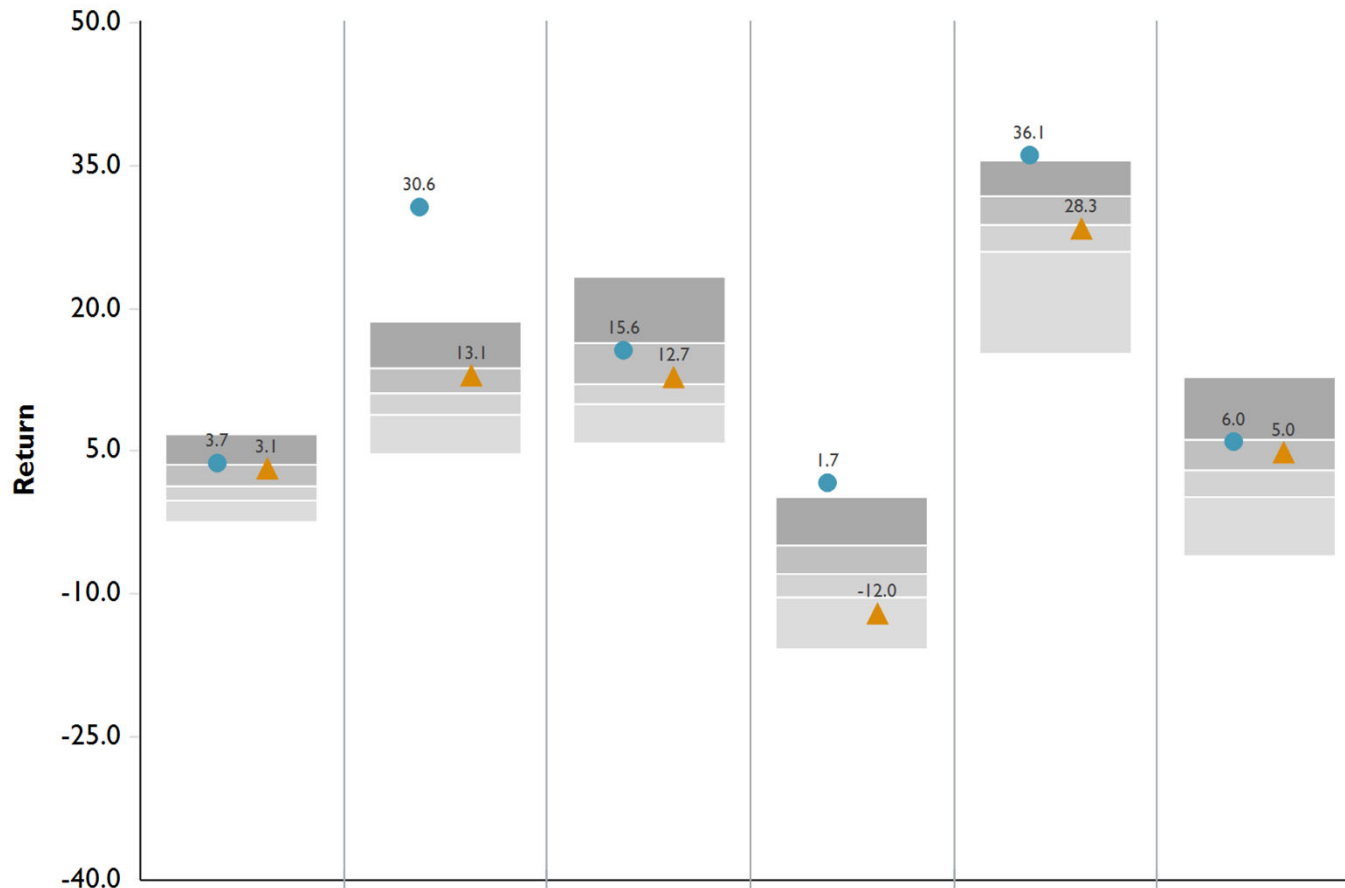


	1 Quarter	1 Year	3 Years	5 Years	7 Years
● Invesco Value Opportunities R6	9.18 (4)	20.79 (2)	21.22 (2)	24.28 (1)	13.94 (1)
▲ Russell Midcap Value Index	5.35 (33)	11.53 (21)	11.34 (36)	13.71 (52)	8.22 (42)
Median	3.49	8.18	10.63	13.76	7.91

# Performance Charts

## Calendar Year Returns vs. Mid-Cap Value

As of June 30, 2025

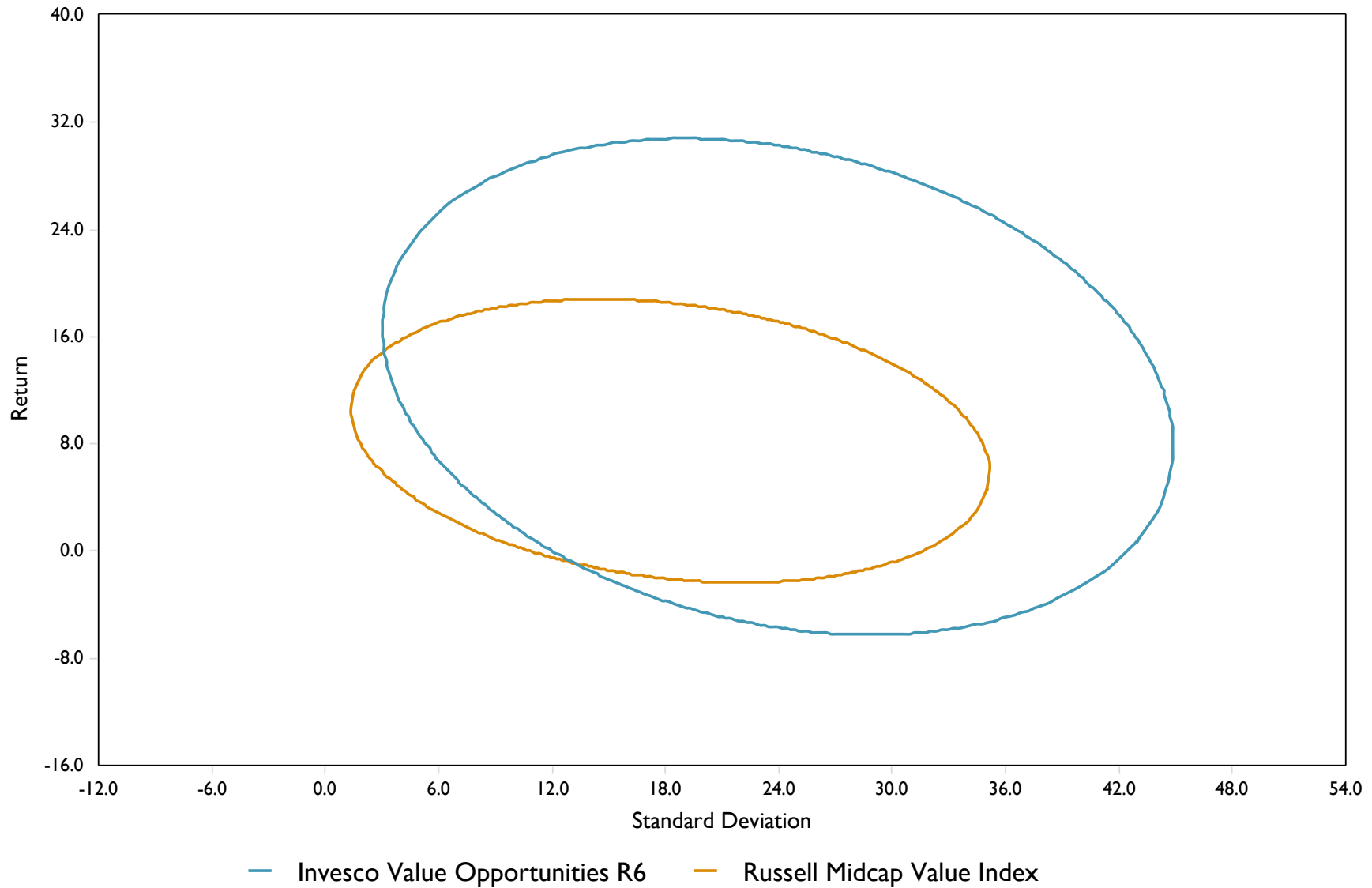


	Year To Date	2024	2023	2022	2021	2020
● Invesco Value Opportunities R6	3.74 (23)	30.56 (1)	15.55 (30)	1.75 (2)	36.09 (5)	5.96 (28)
▲ Russell Midcap Value Index	3.12 (28)	13.07 (31)	12.71 (43)	-12.03 (85)	28.34 (54)	4.96 (37)
Median	1.31	11.13	11.99	-7.96	28.71	2.96

# Performance Charts

## Standard Deviation/Return

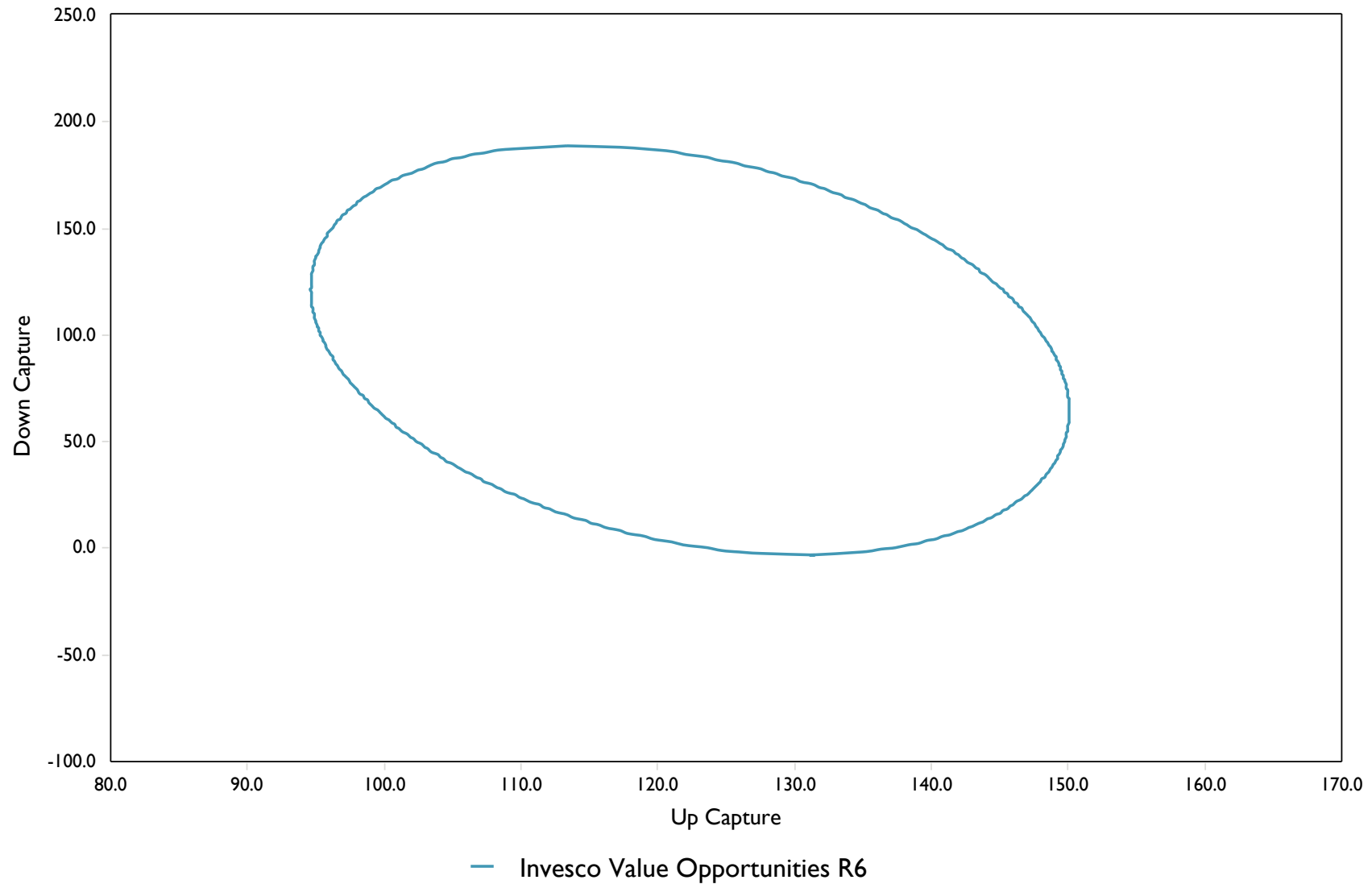
3 Years Rolling Periods from June 30, 2018 to June 30, 2025



# Performance Charts

## Up Capture/Down Capture

3 Years Rolling Periods from June 30, 2018 to June 30, 2025



# Invesco MSCI Global Climate 500

## Individual Portfolio Replacement Recommendation

	Current:	Recommended:
Organization	Invesco	Invesco
Product Name	MSCI World SRI Index	MSCI Global Climate 500
Product Inception Date	July 1, 2016	June 26, 2024
Firm Information	Invesco is an independent global investment management firm established in 1935, managing \$1.8 trillion in assets across retail and institutional markets. They offer a wide range of financial products, including ETFs, mutual funds, and closed-end funds.	Invesco is an independent global investment management firm established in 1935, managing \$1.8 trillion in assets across retail and institutional markets. They offer a wide range of financial products, including ETFs, mutual funds, and closed-end funds.
Investment Philosophy/Stock Selection	The Fund provides investors a broadly diversified index strategy with exposure to companies that meet environmental, social, and governance criteria. Fund excludes companies that are involved in controversial business activities and that have negative ESG impacts.	The ETF tracks the MSCI ACWI Select Climate 500 Index which is designed to support investors seeking to reduce their exposure to greenhouse gas (GHG) emissions by incorporating GHG decarbonization trajectories.
# of holdings	344	500
% in Top Ten	34.48%	22.50%
Turnover	32.0%	3.0%
Benchmark Awareness	Looking to track the MSCI World SRI Index	Looking to track the MSCI ACWI Select Climate 500 Index
Average Market Cap	\$531.47 billion	\$590 billion
Key Professionals	Ahmadreza Vafaeimehr, Nils Huter, Su-Jin Fabianm, Robert Nakouzi	Peter Hubbard (Lead PM), Michael Jeanette, Tony Seisser, Pratik Doshi
Assets In Product	\$17.3 million	\$1.27 billion (\$1 billion seeded from Finland Varma DB)
Vehicle/Ticker	Mutual Fund: R6 Share Class (VSQSX)	ETF: KLMT
Fee	20 bps	10 bps

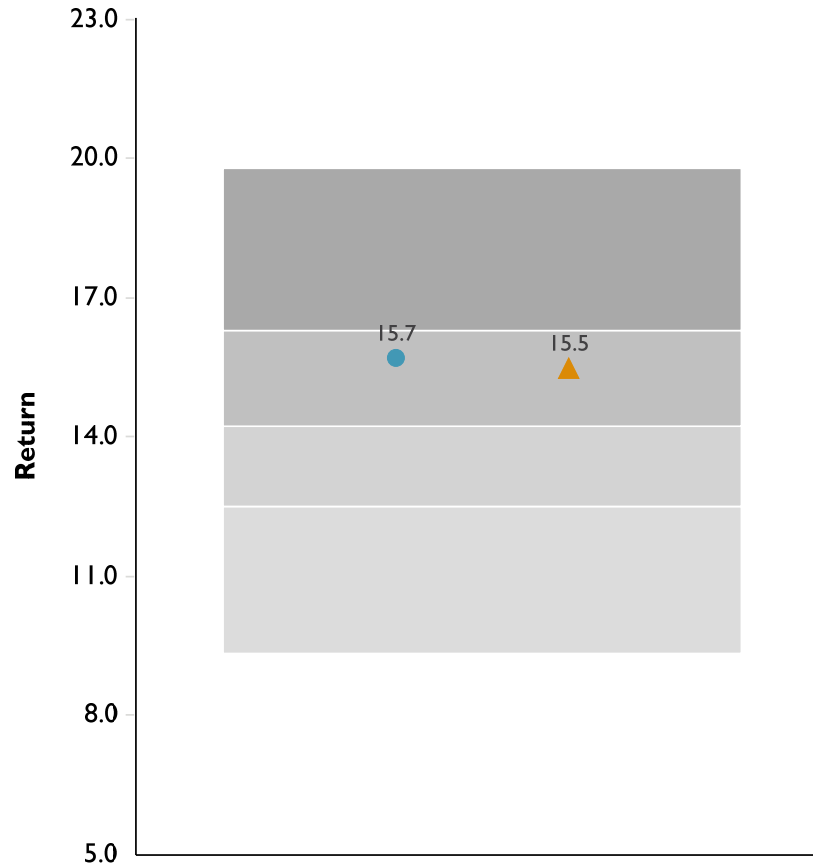
- Invesco MSCI Global Climate 500 allows the CollegeBound Program to maintain a Global Responsible Equity Individual Portfolio for account owners, while reducing the expense.
- Invesco MSCI Global Climate 500 has a short track record; however, the Fund's passive approach and sizable assets mitigate concern.
- Impacted Assets (as of June 30, 2025):
  - CollegeBound 529: \$9,589,267 (0.3% of assets), representing 1,166 accounts
  - CollegeBound Saver: \$1,508,483 (0.3% of assets), representing 432 accounts



# Performance Charts

## Various Period Returns vs. Global Large-Stock Blend

As of June 30, 2025



- Invesco MSCI Global Climate 500 ETF
- ▲ MSCI ACWI Select Climate 500 Net USD RT Index

Jul-2024  
To  
Jun-2025  
15.72 (32)  
15.50 (34)

Median

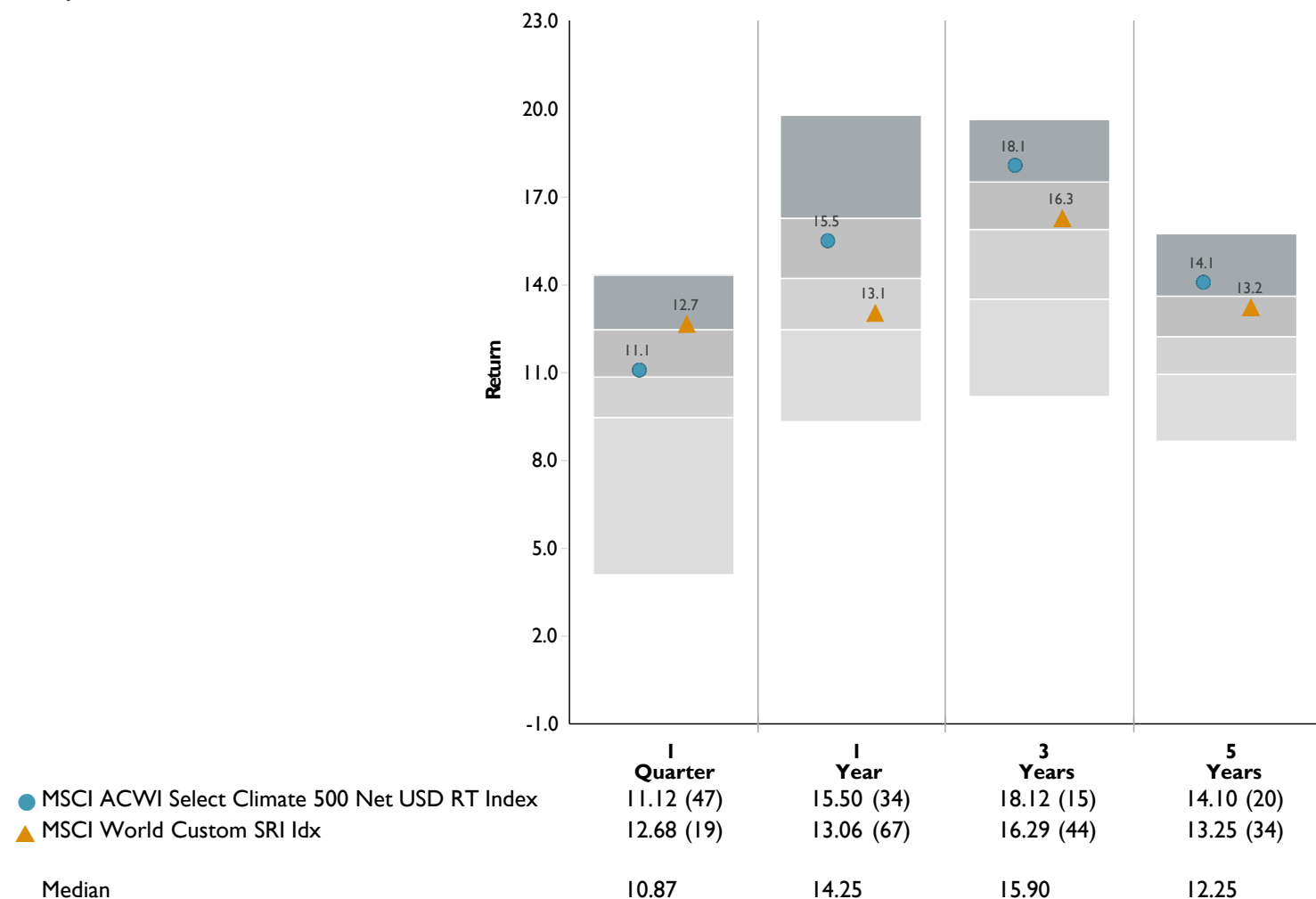
14.25

Note: Invesco MSCI Global Climate 500 inception is June 2024.

# Performance Charts

## Various Period Returns vs. Global Large-Stock Blend

As of June 30, 2025

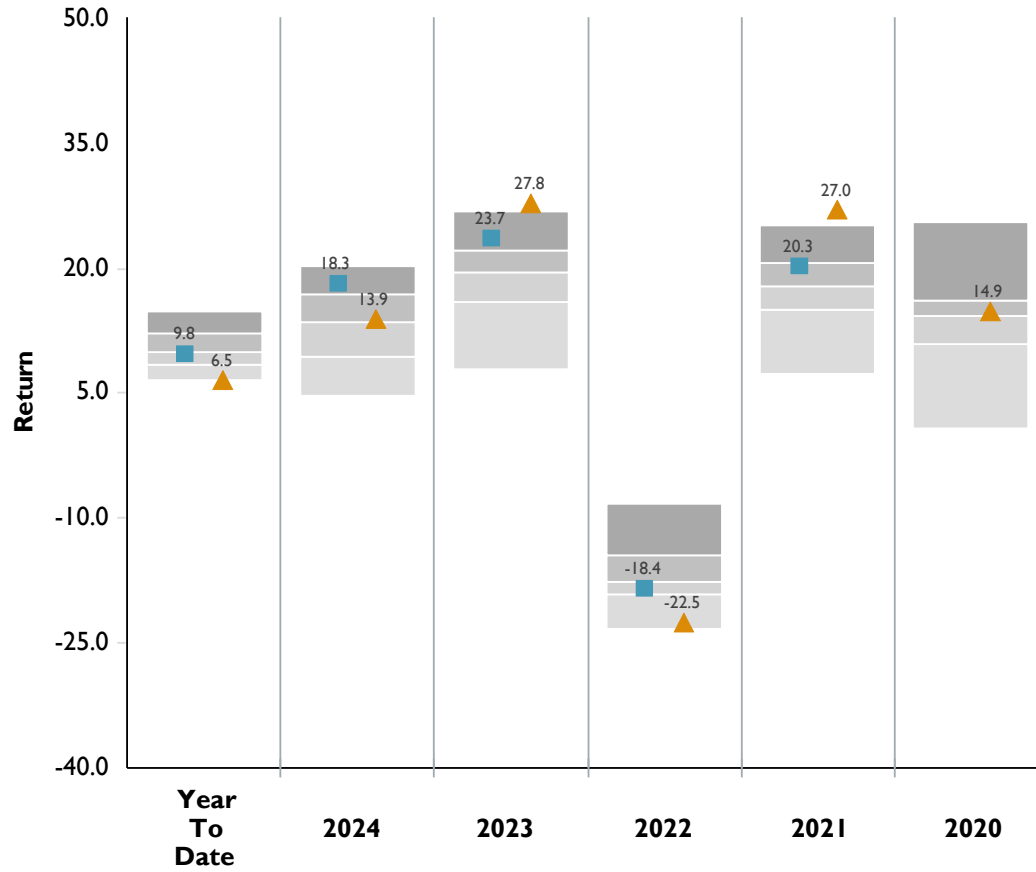


Note: Invesco MSCI Global Climate 500 inception is June 2024; therefore, benchmark returns are shown.

# Performance Charts

## Calendar Year Returns vs. Global Large-Stock Blend

As of June 30, 2025



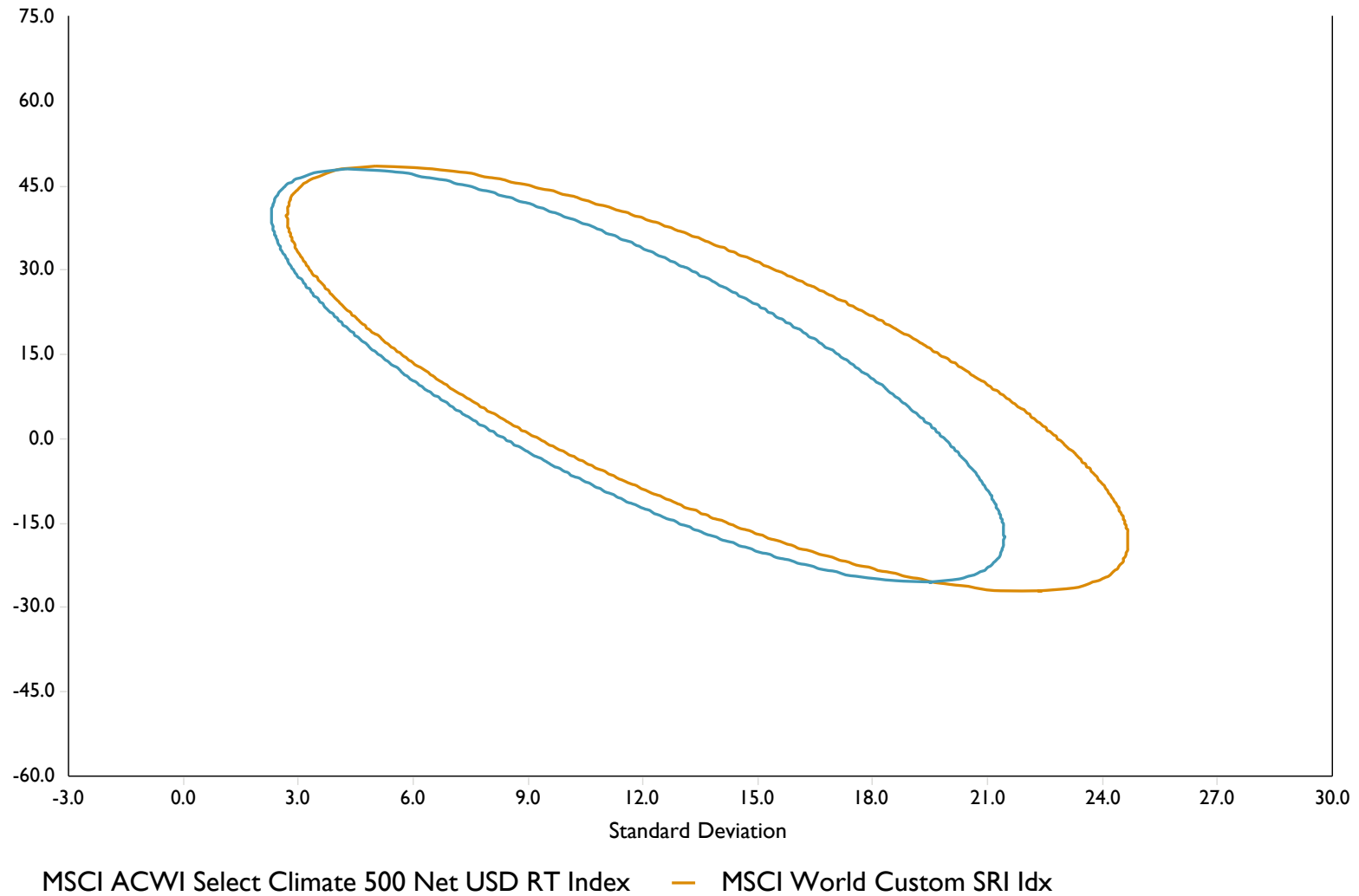
Year To Date	2024	2023	2022	2021	2020	
MSCI ACWI Select Climate 500 Net USD RT Index	9.82 (52)	18.27 (15)	23.72 (15)	-18.39 (63)	20.33 (29)	-
MSCI World Custom SRI Idx	6.54 (96)	13.94 (48)	27.83 (4)	-22.50 (91)	27.04 (1)	14.88 (44)
Median	9.89	13.61	19.59	-17.69	17.86	14.25

Note: Invesco MSCI Global Climate 500 inception is June 2024; therefore, benchmark returns are shown.

# Performance Charts

## Standard Deviation/Return

1 Year Rolling Periods from September 30, 2021 to June 30, 2025



Note: Invesco MSCI Global Climate 500 inception is June 2024; therefore, benchmark returns are shown.